

Quarterly Report

Public Works & Utilities

Departments



Town Council Meeting Date: February 13th, 2024.

Second Quarter FY-2023: October, November, December

Please accept this as the quarterly report for the **Public Works & Utilities** departments.

Commendable Achievements:

- Numerous employees are continuing their training in OSHA, Executive Leadership APWA, and Sexual Harassment Training.

Project Progress:

- The Town participated in the Christmas Parade again this year. At the direction of the Public Works Director, the theme was to be “Recycling”, with minimal funding to be spent. The Senior Administrative Assistants designed, constructed, and built the props for and installed them on the float. Thanks to the employees and council member who assisted in working on this. This included the construction of Jack a 10' Nutcracker. Jack could be making appearances at other event(s) in 2024.





- We had a snow plow naming contest and selected 6 winners. (5 winners and 1 grand prize winner) “Blizzard Beater” was the winning name. Which came to us by a 4th grader who is being homeschooled. We visited St. James Episcopal School and CM Bradley to have students paint their hand prints on our snow plows.



- The Street Crew removed over 50 tons of asphalt from, Old Orchard Lane, due to the base failing. Extended the width of the radius to ease the maneuverability for larger vehicles. Restored sites in preparation for a contractor to install the final overlay.
- After the Street Crew removed the guardrail from Lee Highway at Fletcher Drive, a contractor installed curb & gutter. After the contractor finished, the Street Crew finished the grade at the site and then applied seed and straw.

- The Landscaping crew completed the leaf pickup collection, this resulted in over 240 tons of leaves being recycled.
- 12 Burial permits issued: Oct. 5 Nov. 2 Dec. 5

Walkability Study Repairs included:

- A contractor had installed sidewalk, curb and gutter at Lower South 4th. Street. The Street Crew paved up to the new gutter pan approximately 2” on the street, approximately 50 tons of asphalt.

Public Utilities:

- Staff replaced and or raised manhole frames & lids and valve boxes for an upcoming paving project.
- Repaired a fire hydrant #166 at 400D Hospital Drive that had been struck by a vehicle.
- Staff installed a new water line to Little Caesars, this involved removing a large section of the parking lot. The Public Works Street Crew restored the parking lot site using approximately 50 tons of asphalt.
- Responded to Emergency Call ins to repair a broken water mains at 6409 Halifax Ct., and at 6504 Lancaster Dr.
- Repaired a fire Hydrant at the Water Treatment Plant. One at 3rd. & Lee St. that was struck by an automobile.
- Repaired a leaking sludge line at the Waste Water Treatment Plant.
- 8 Responding to customer complaints/issues.
- 1 New service lines installed at 741 Bearwallow Road.
- 2 Main water lines were repaired.
- 4 Sanitary sewer laterals were repaired.

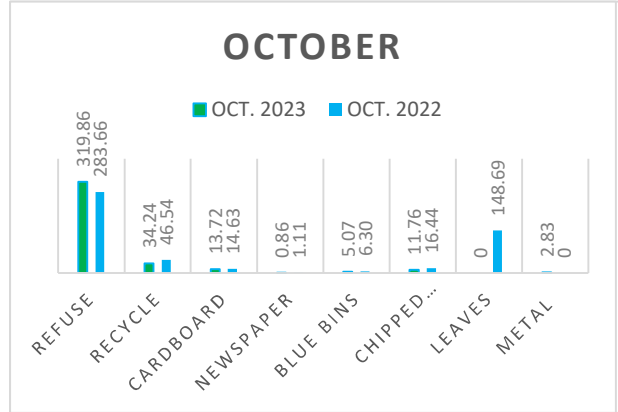
Meter Dept:

- 0 Meter installed. Meters replaced. 59 Read & Transfer.
- 3 Water connections issued. 3 Sewer connections issued
- 18 Water cut-ons/off.
- 0 Meter registers replaced.

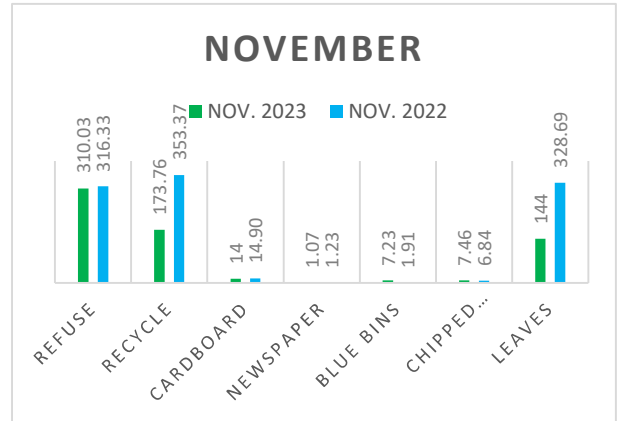
Charts and information:

**4TH. QTR. OF 2023
TONNAGES FOR REFUSE & RECYCLING**

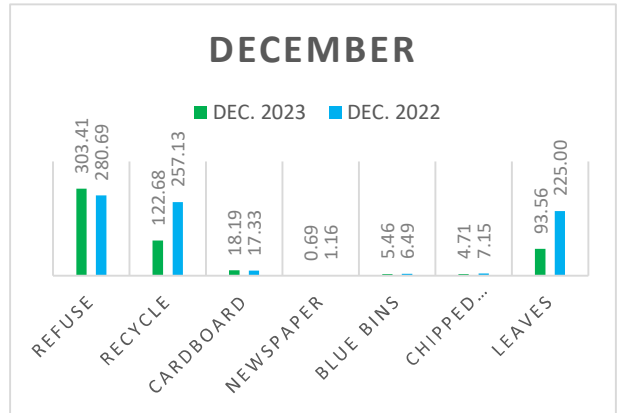
| | OCT. 2023 | OCT. 2022 |
|------------------|--------------|--------------|
| Refuse | 319.86 | 283.66 |
| Recycle | 34.24 | 46.54 |
| Cardboard | 13.72 | 14.63 |
| Newspaper | 0.86 | 1.11 |
| Blue Bins | 5.07 | 6.30 |
| Chipped Brush | 11.76 | 16.44 |
| Leaves | 0 | 148.69 |
| Metal | 2.83 | 0 |



| | NOV. 2023 | NOV. 2022 |
|------------------|--------------|--------------|
| Refuse | 310.03 | 316.33 |
| Recycle | 173.76 | 353.37 |
| Cardboard | 14 | 14.90 |
| Newspaper | 1.07 | 1.23 |
| Blue Bins | 7.23 | 1.91 |
| Chipped Brush | 7.46 | 6.84 |
| Leaves | 144 | 328.69 |



| | DEC. 2023 | DEC. 2022 |
|------------------|--------------|--------------|
| Refuse | 303.41 | 280.69 |
| Recycle | 122.68 | 257.13 |
| Cardboard | 18.19 | 17.33 |
| Newspaper | 0.69 | 1.16 |
| Blue Bins | 5.46 | 6.49 |
| Chipped Brush | 4.71 | 7.15 |
| Leaves | 93.56 | 225.00 |



Data:

Taps Committed & Available for Sale:

(Based on the December 2002 Capacity and Growth Evaluation, Performed by Whitman & Requardt & Associates)

| Residential: | Oct. | Nov. | Dec. |
|---------------------|--------------|--------------|--------------|
| In-Town Water | <u>818.5</u> | <u>818.5</u> | <u>818.5</u> |
| In Town Sewer | <u>705</u> | <u>705</u> | <u>705</u> |
| Out of Town Water | <u>269</u> | <u>276</u> | <u>267</u> |
| Out of Town Sewer | <u>276</u> | <u>273</u> | <u>272</u> |

***Taps Committed for St. Leonards Farm – Water & Sewer

Approved: 45 Quantity Purchased to date: 0 Quantity available: 45

***Taps Committed for Fletcherville - Sewer Only_

Approved: 44 Quantity Purchased to date: 42 Quantity available: 2

***Taps Committed for Millfield – Water & Sewer

Approved: 42 Quantity Purchased to date: 41 Quantity available: 1

***Taps Committed for Whites Mill – Water & Sewer

Approved: 161 Quantity Purchased to date: 158 Quantity available: 1

Commercial:

| | Oct. | Nov. | Dec. |
|---------------|------------|------------|------------|
| In-Town Water | <u>348</u> | <u>348</u> | <u>348</u> |
| In Town Sewer | <u>362</u> | <u>362</u> | <u>362</u> |

| | | | |
|-------------------|-----------|-----------|-----------|
| Out of Town Water | <u>15</u> | <u>15</u> | <u>15</u> |
| Out of Town Sewer | <u>15</u> | <u>15</u> | <u>15</u> |

Misc. Taps Committed to Out of Town from the Town/County master water & sewer agreement:

| | | | | | |
|-----------------|------------|------------|--------------|------------|--------------|
| Water Approved: | <u>217</u> | Purchased: | <u>139</u> | Available: | <u>78</u> |
| Sewer Approved: | <u>250</u> | Purchased: | <u>111.5</u> | Available: | <u>138.5</u> |

Water Treatment Plant:

| | Oct. | Nov. | Dec. |
|--|-------------------|-------------------|-------------------|
| Total gallons pumped (All Sources): | <u>33,226,014</u> | <u>30,675,787</u> | <u>31,320,380</u> |
| Average gallons per day: | <u>1,071,807</u> | <u>989,542</u> | <u>1,010,335</u> |
| Total gals. pumped same month last year: | <u>35,833,135</u> | <u>31,271,655</u> | <u>32,230,550</u> |
| Average gallons per day: | <u>1,155,908</u> | <u>1,008,763</u> | <u>1,039,695</u> |

Wastewater Treatment Plant:

| | Oct. | Nov. | Dec. |
|---|-------------------|-------------------|-------------------|
| Total gals. flow through the sewage plant: | <u>39,530,000</u> | <u>39,810,000</u> | <u>50,410,000</u> |
| Average gallons per day: | <u>1,275,161</u> | <u>1,284,194</u> | <u>1,626,129</u> |
| Total gals. flow during the same month last year: | <u>42,690,000</u> | <u>42,480,000</u> | <u>52,390,000</u> |
| Average gallons per day: | <u>1,377,097</u> | <u>1,370,323</u> | <u>1,690,000</u> |
| Total inches rainfall: | <u>0.5</u> | <u>3.2</u> | <u>7.85</u> |

DEQ Report of Operation Report:

| October | 2023 | 2022 |
|-----------------------------|---------------|---------------|
| Reported Water Connections: | <u>5,029</u> | <u>5,013</u> |
| People served: | <u>11,818</u> | <u>11,780</u> |

| November | 2023 | 2022 |
|-----------------------------|---------------|---------------|
| Reported Water Connections: | <u>5,029</u> | <u>5,023</u> |
| People served: | <u>11,818</u> | <u>11,804</u> |

| December | 2023 | 2022 |
|-----------------------------|---------------|---------------|
| Reported Water Connections: | <u>5,032</u> | <u>5,023</u> |
| People served: | <u>11,825</u> | <u>11,804</u> |