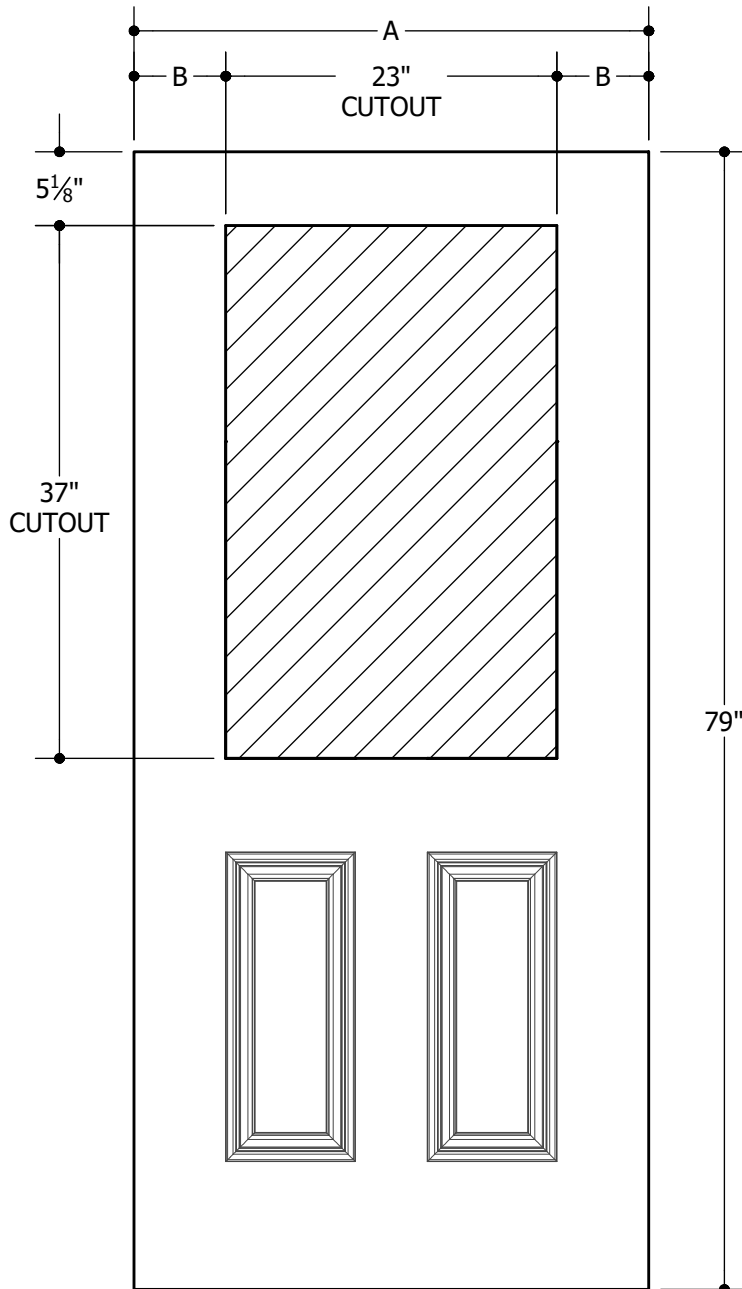


106 SERIES (22" X 36" GLASS INSERT SIZE) 1 OF 2
MASONITE™ SPEC*



6'8"	A	31-3/4"	2'8"
	B	4-3/8"	
6'8"	A	33-3/4"	2'10"
	B	5-3/8"	
6'8"	A	35-3/4"	3'0"
	B	6-3/8"	

Options:

BELLEVILLE® FIBERGLASS DOORS
WOOD OR METAL-EDGE STEEL DOORS

Note:

- Overall Length and Width Dimensions are +/- 1/16 inch
- Available as Belleville® Fiberglass in 83" length, 5-1/8" top rail.

*Available as Prem Spec

www.masonite.com

© 2017 Masonite International Corporation. All Rights Reserved.

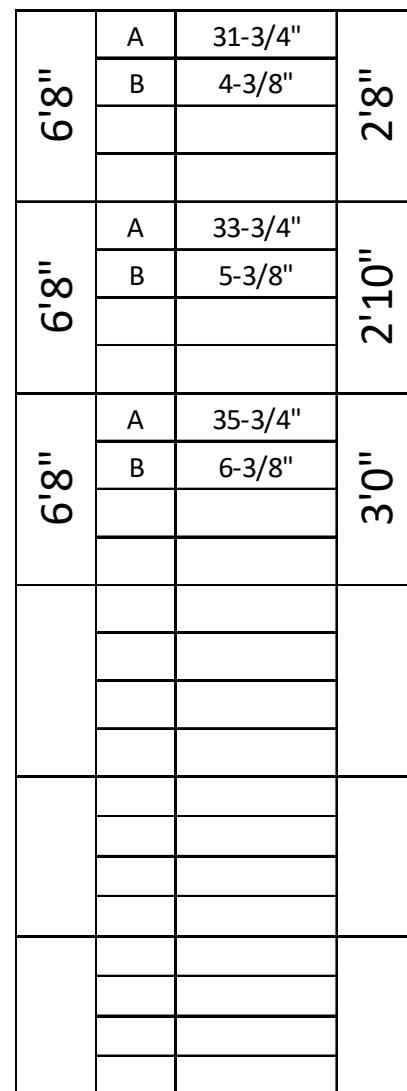
Our continuing program of product improvement makes specifications, design and product detail subject to change without notice.

Filename: TM-GL-106-68 001

Revision: A

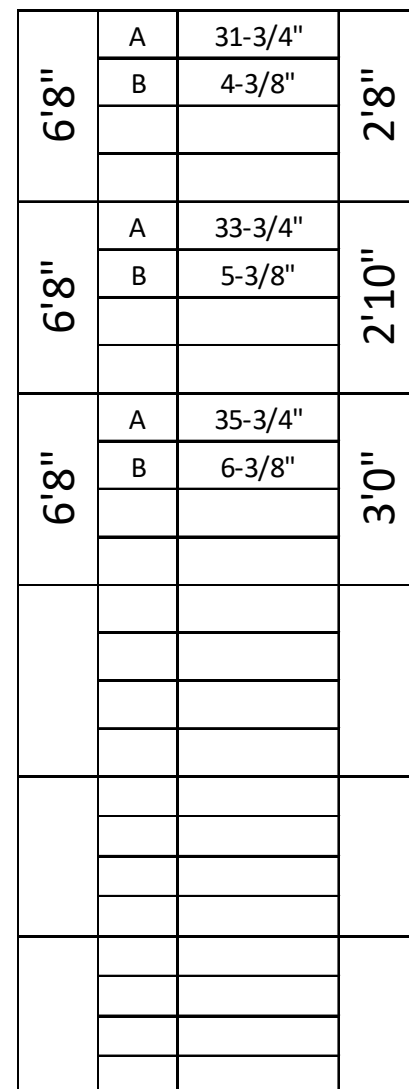
Date: 1-23-2017

Section XX XX.X.X



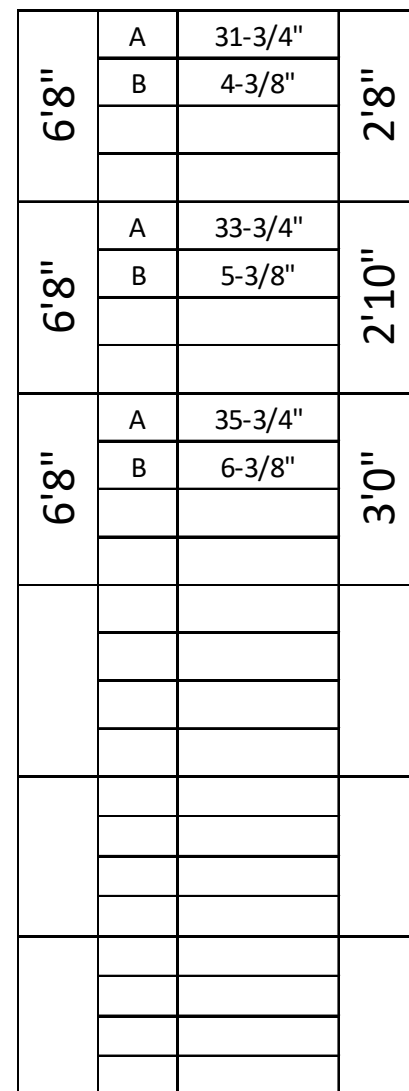
OAKCRAFT® FIBERGLASS DOORS

Section XX XX.X.X



WOOD OR METAL-EDGE STEEL DOORS

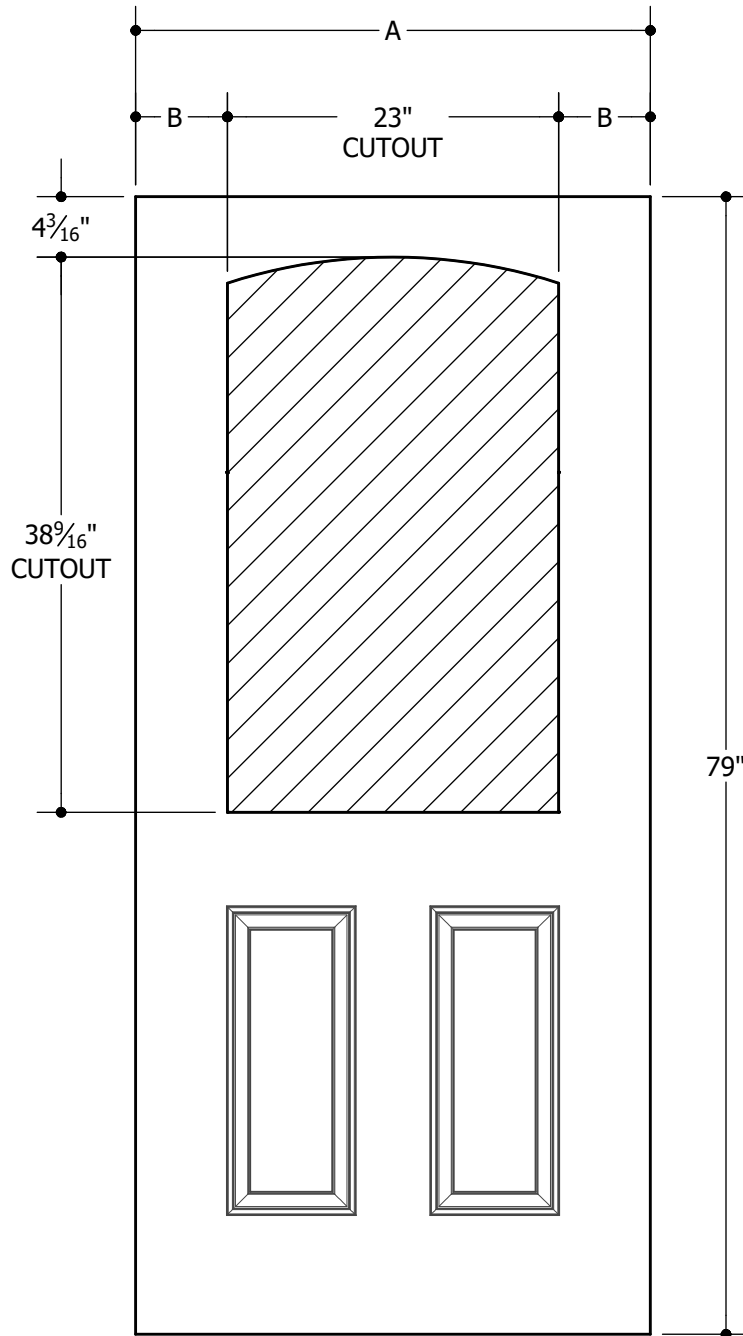
Section XX XX.X.X



BELLEVILLE® FIBERGLASS DOORS

Section XX XX.X.X

107 SERIES (22" X 37" GLASS INSERT SIZE) 3 OF 3
MASONITE™ SPEC*



6'8"	A	31-3/4"	2'8"
	B	4-3/8"	
6'8"	A	33-3/4"	2'10"
	B	5-3/8"	
6'8"	A	35-3/4"	3'0"
	B	6-3/8"	

Options:
OAKCRAFT® FIBERGLASS DOORS

Note:

1. Overall Length and Width Dimensions are +/- 1/16 inch

*Available as Prem Spec

www.masonite.com

© 2017 Masonite International Corporation. All Rights Reserved.

Our continuing program of product improvement makes specifications, design and product detail subject to change without notice.

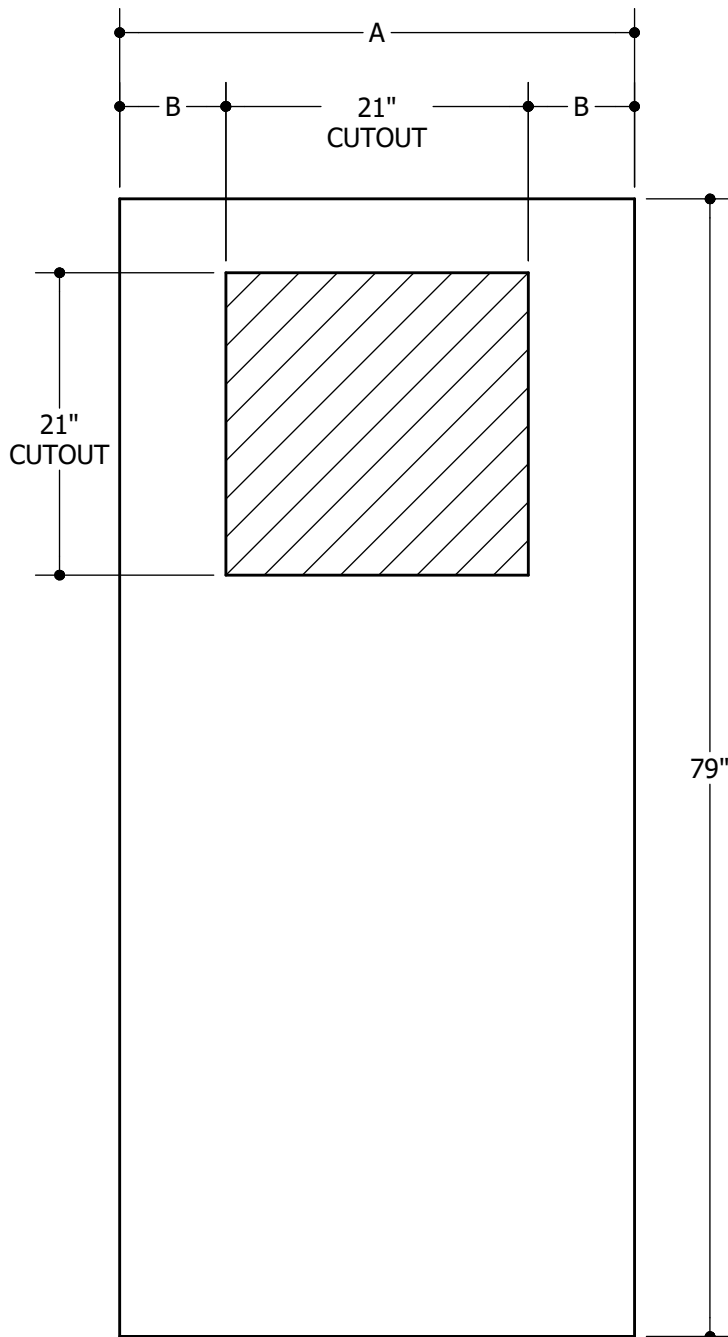
Filename: TM-GL-107-68 003

Revision: A

Date: 01-24-2017

Section XX XX.X.X

108 SERIES (20" X 20" GLASS INSERT SIZE)
MASONITE™ SPEC*



6'8"	A	29-3/4"	2'6"
	B	4-3/8"	
6'8"	A	31-3/4"	2'8"
	B	5-3/8"	
6'8"	A	33-3/4"	2'10"
	B	6-3/8"	
6'8"	A	35-3/4"	3'0"
	B	7-3/8"	

Options:

BELLEVILLE® FIBERGLASS DOORS
OAKCRAFT® FIBERGLASS DOORS
WOOD OR METAL-EDGE STEEL DOORS

Note:

1. Overall Length and Width Dimensions are +/- 1/16 inch

*Available as Prem Spec

www.masonite.com

© 2017 Masonite International Corporation. All Rights Reserved.

Our continuing program of product improvement makes specifications, design and product detail subject to change without notice.

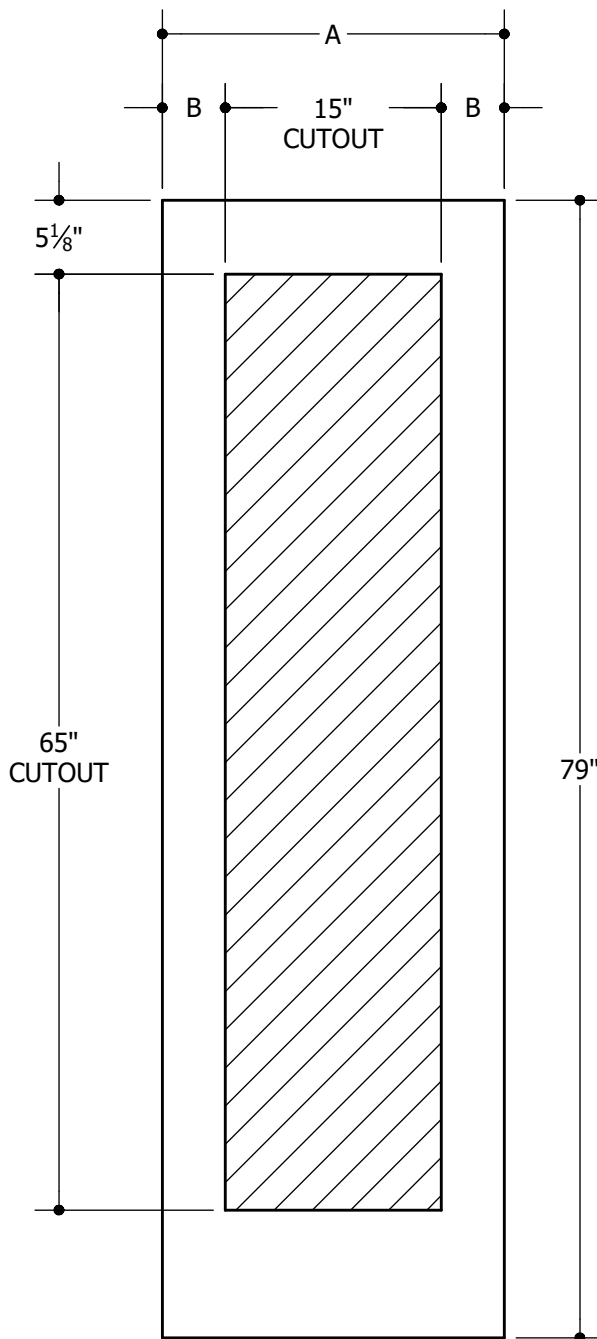
Filename: TM-GL-108-68 001

Revision: A

Date: 01-24-2017

Section XX XX.X.X

114 SERIES (14" X 64" GLASS INSERT SIZE) 1 OF 2
MASONITE™ SPEC*



6'8"	A	23-3/4"	2'0"
	B	4-3/8"	

Options:
 BELLEVILLE® FIBERGLASS DOORS
 WOOD OR METAL-EDGE STEEL DOORS

Note:

1. Overall Length and Width Dimensions are +/- 1/16 inch

*Available as Prem Spec

www.masonite.com

© 2017 Masonite International Corporation. All Rights Reserved.

Our continuing program of product improvement makes specifications, design and product detail subject to change without notice.

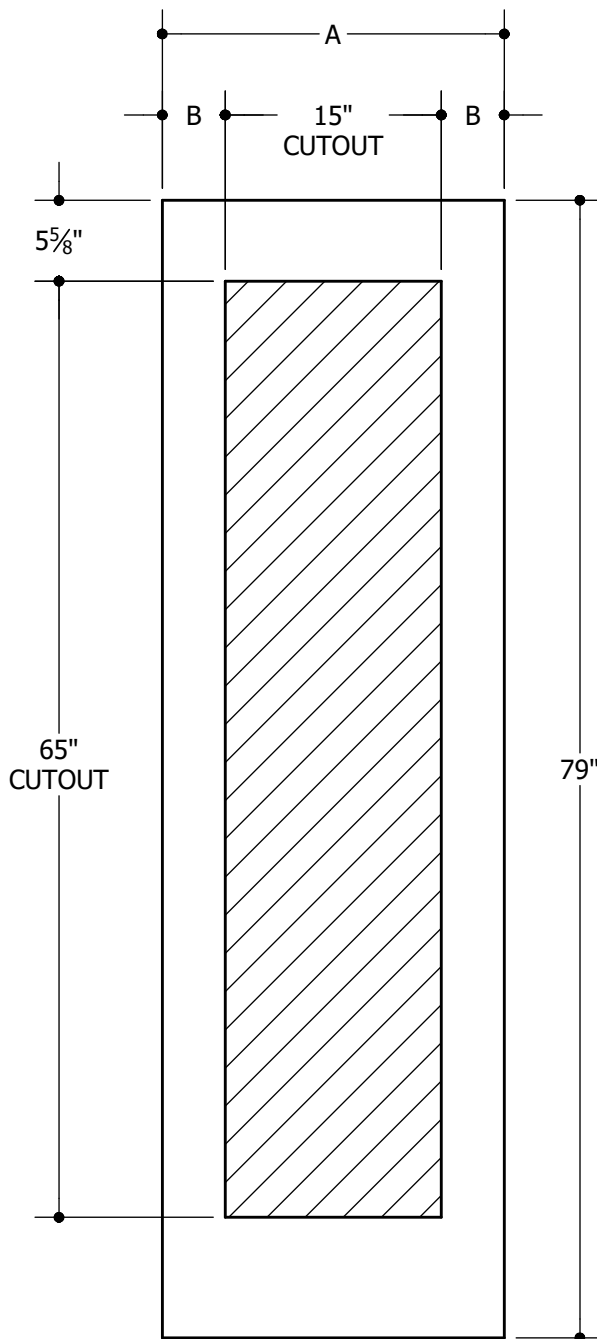
Filename: TM-GL-114-68 001

Revision: A

Date: 01-24-2017

Section XX XX.XX

114 SERIES (14" X 64" GLASS INSERT SIZE) 2 OF 2
MASONITE™ SPEC*



6'8"	A	23-3/4"	2'0"
	B	4-3/8"	

Options:
OAKCRAFT® FIBERGLASS DOORS

Note:

1. Overall Length and Width Dimensions are +/- 1/16 inch

*Available as Prem Spec

www.masonite.com

© 2017 Masonite International Corporation. All Rights Reserved.

Our continuing program of product improvement makes specifications, design and product detail subject to change without notice.

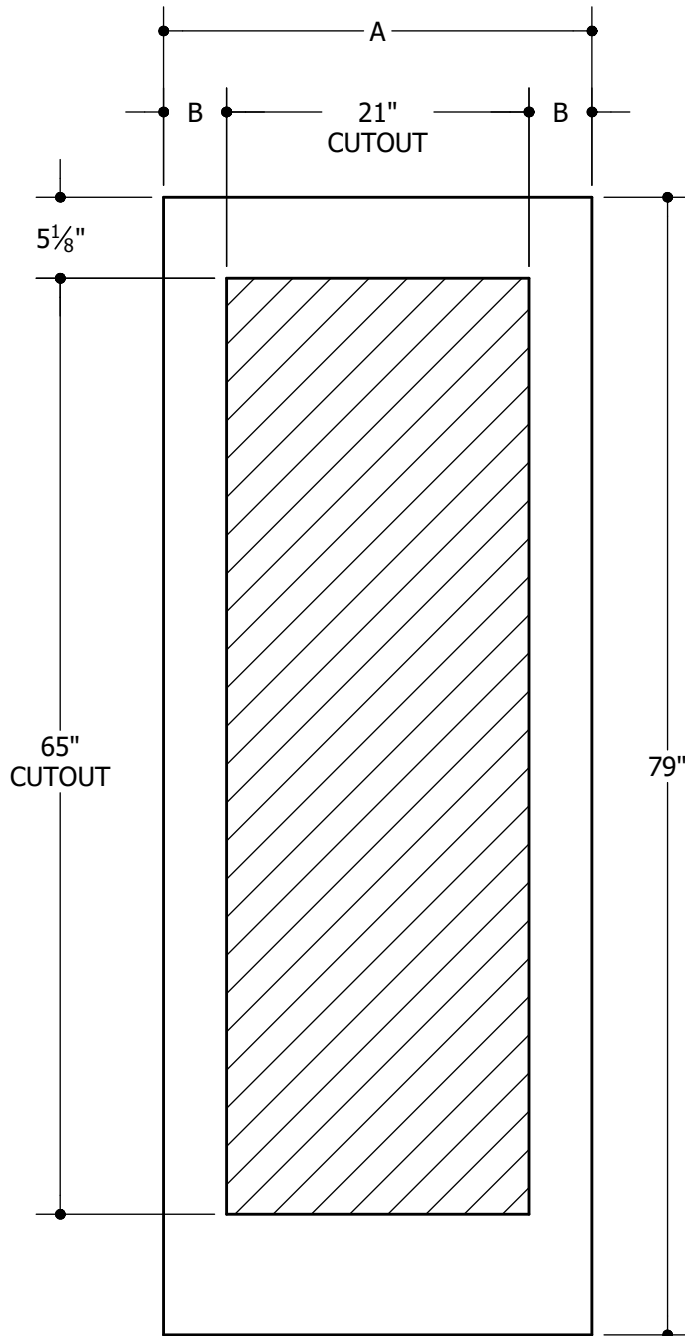
Filename: TM-GL-114-68 002

Revision: A

Date: 01-24-2017

Section XX XX.X.X

120 SERIES (20" X 64" GLASS INSERT SIZE) 1 OF 2
MASONITE™ SPEC*



6'8"	A	29-3/4"	2'6"
	B	4-3/8"	

Options:
 BELLEVILLE® FIBERGLASS DOORS
 WOOD OR METAL-EDGE STEEL DOORS

Note:

1. Overall Length and Width Dimensions are +/- 1/16 inch

*Available as Prem Spec

www.masonite.com

© 2017 Masonite International Corporation. All Rights Reserved.

Our continuing program of product improvement makes specifications, design and product detail subject to change without notice.

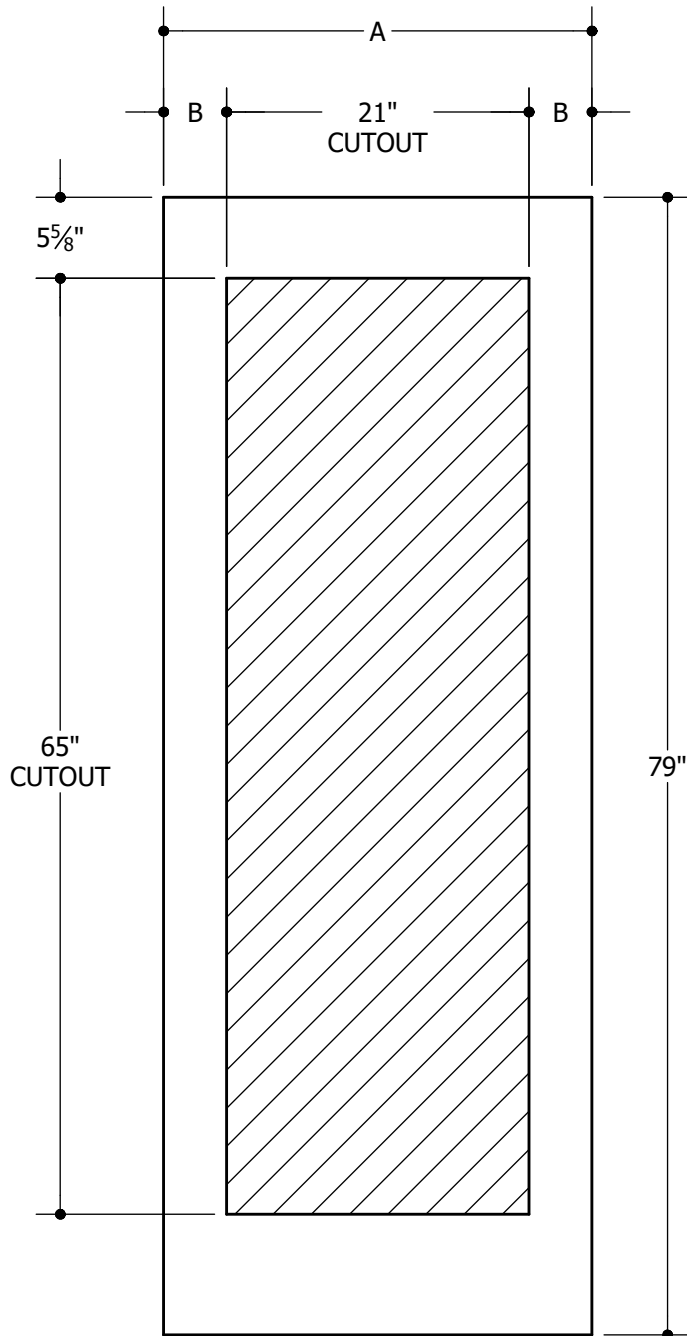
Filename: TM-GL-120-68 001

Revision: A

Date: 12-20-2016

Section XX XX.X.X

120 SERIES (20" X 64" GLASS INSERT SIZE) 2 OF 2
MASONITE™ SPEC*



6'8"	A	29-3/4"	2'6"
	B	4-3/8"	

Options:
OAKCRAFT® FIBERGLASS DOORS

Note:

1. Overall Length and Width Dimensions are +/- 1/16 inch

*Available as Prem Spec

www.masonite.com

© 2017 Masonite International Corporation. All Rights Reserved.

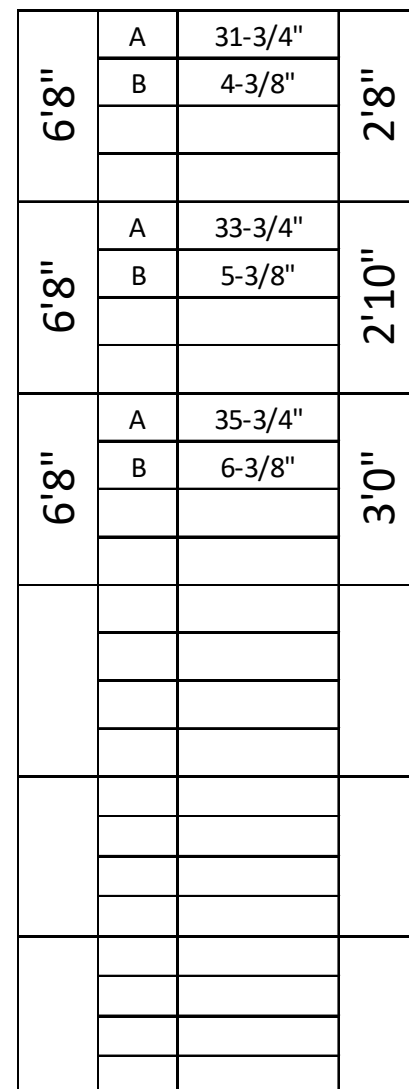
Our continuing program of product improvement makes specifications, design and product detail subject to change without notice.

Filename: TM-GL-120-68 002

Revision: A

Date: 12-20-2016

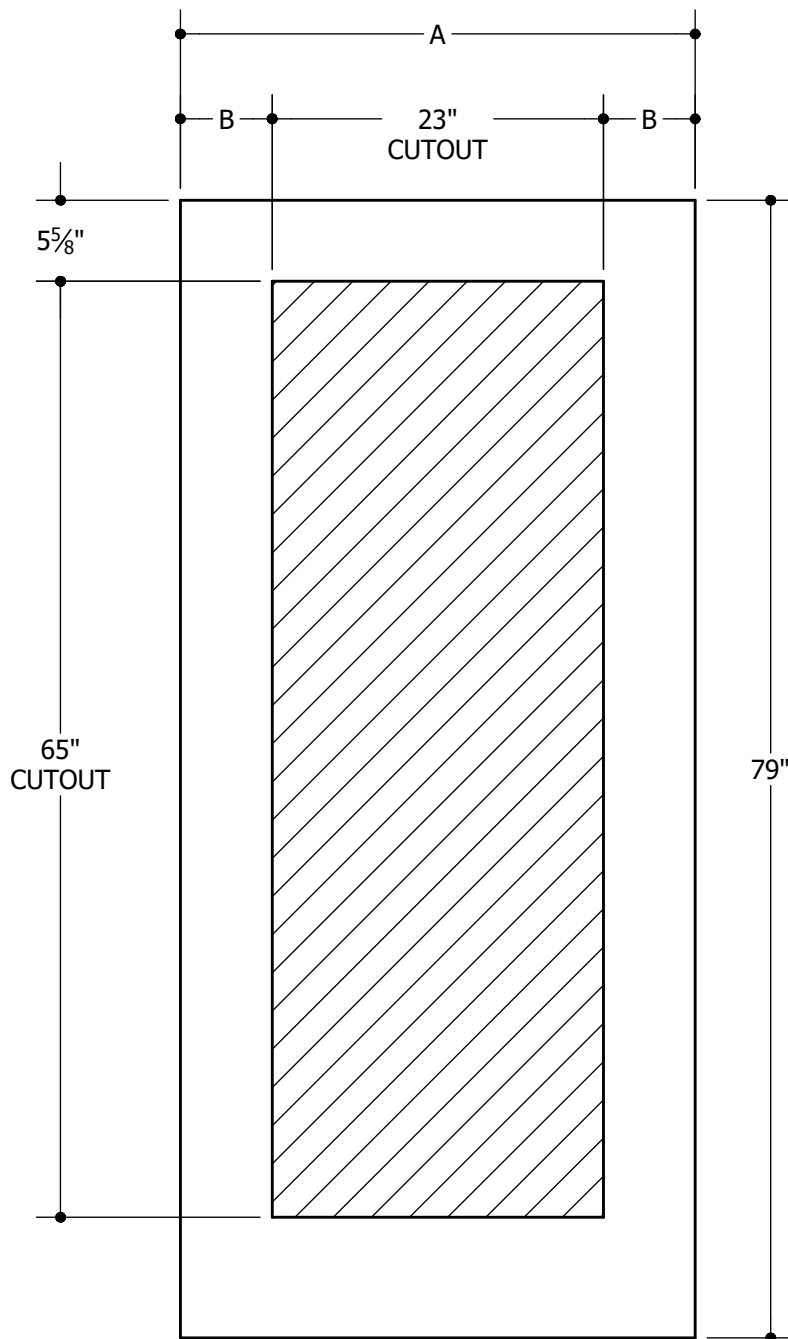
Section XX XX.X.X



BELLEVILLE® FIBERGLASS DOORS
WOOD OR METAL-EDGE STEEL DOORS

Section XX XX.X.X

122 SERIES (22" X 64" GLASS INSERT SIZE) 2 OF 2
MASONITE™ SPEC*



6'8"	A	31-3/4"	2'8"
	B	4-3/8"	
6'8"	A	33-3/4"	2'10"
	B	5-3/8"	
6'8"	A	35-3/4"	3'0"
	B	6-3/8"	

Options:
OAKCRAFT® FIBERGLASS DOORS

Note:

1. Overall Length and Width Dimensions are +/- 1/16 inch

*Available as Prem Spec

www.masonite.com

© 2017 Masonite International Corporation. All Rights Reserved.

Our continuing program of product improvement makes specifications, design and product detail subject to change without notice.

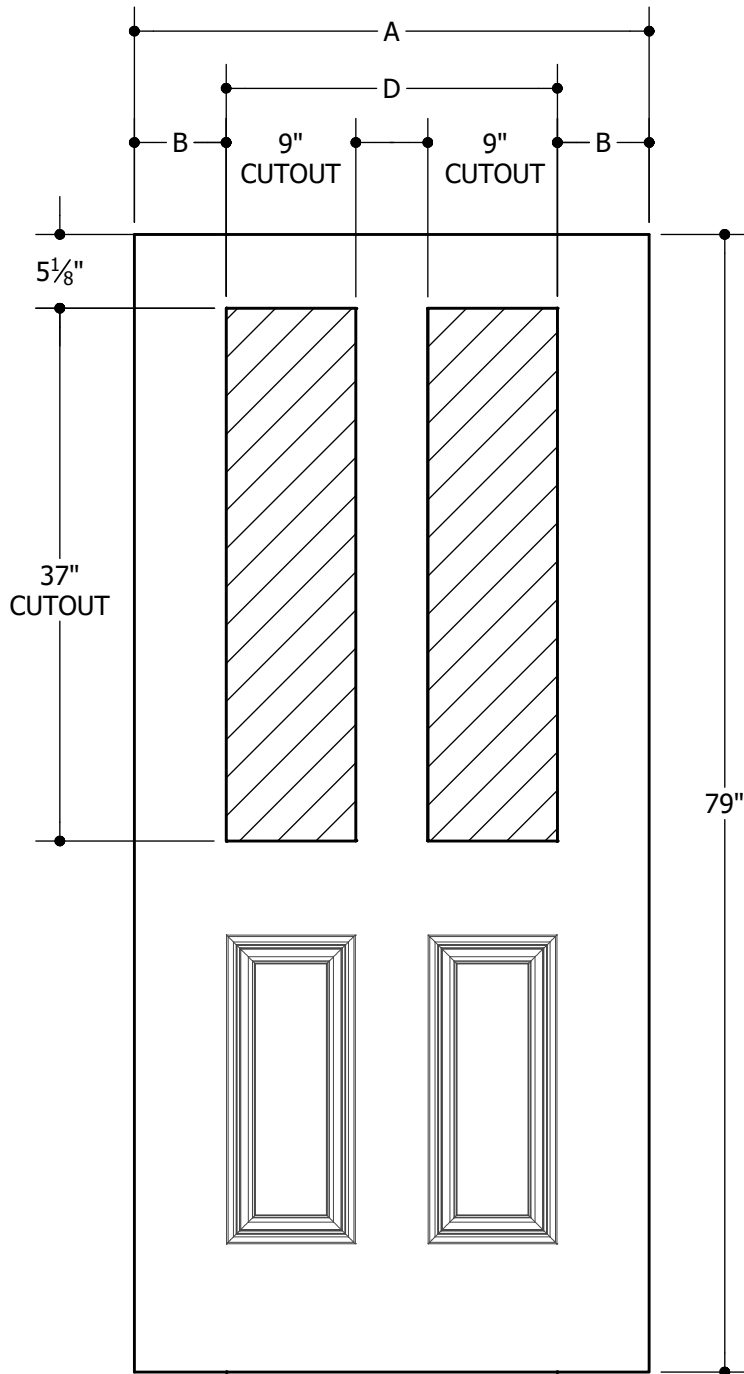
Filename: TM-GL-122-68 002

Revision: A

Date: 01-24-2017

Section XX XX.X.X

129 SERIES (8" X 36" GLASS INSERT SIZE) 1 OF 4
MASONITE™ SPEC*



6'8"	A	29-3/4"	2'6"
	B	4-3/8"	
	C	3"	
	D	21"	
6'8"	A	31-3/4"	2'8"
	B	4-3/8"	
	C	5"	
	D	23"	
6'8"	A	33-3/4"	2'10"
	B	5-3/8"	
	C	5"	
	D	23"	
6'8"	A	35-3/4"	3'0"
	B	6-3/8"	
	C	5"	
	D	23"	

Options:

BELLEVILLE® FIBERGLASS DOORS
WOOD OR METAL-EDGE STEEL DOORS

Note:

1. Overall Length and Width Dimensions are +/- 1/16 inch

*Available as Prem Spec

www.masonite.com

© 2017 Masonite International Corporation. All Rights Reserved.

Our continuing program of product improvement makes specifications, design and product detail subject to change without notice.

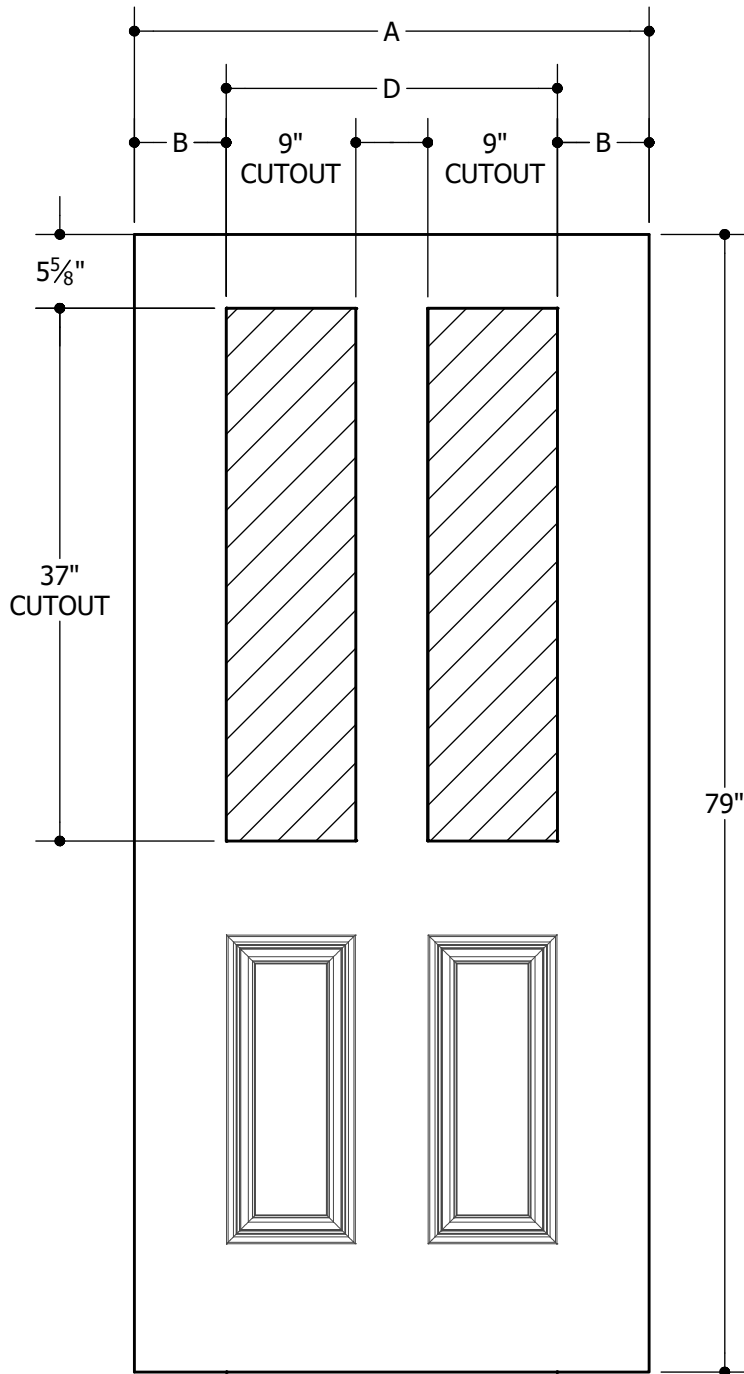
Filename: TM-129-68 001

Revision: A

Date: 01-25-2017

Section XX XX.X.X

129 SERIES (8" X 36" GLASS INSERT SIZE) 2 OF 4
MASONITE™ SPEC*



6'8"	A	29-3/4"	2'6"
	B	4-3/8"	
	C	3"	
	D	21"	
6'8"	A	31-3/4"	2'8"
	B	4-3/8"	
	C	5"	
	D	23"	
6'8"	A	33-3/4"	2'10"
	B	5-3/8"	
	C	5"	
	D	23"	
6'8"	A	35-3/4"	3'0"
	B	6-3/8"	
	C	5"	
	D	23"	

Options:
OAKCRAFT® FIBERGLASS DOORS

Note:

1. Overall Length and Width Dimensions are +/- 1/16 inch

*Available as Prem Spec

www.masonite.com

© 2017 Masonite International Corporation. All Rights Reserved.

Our continuing program of product improvement makes specifications, design and product detail subject to change without notice.

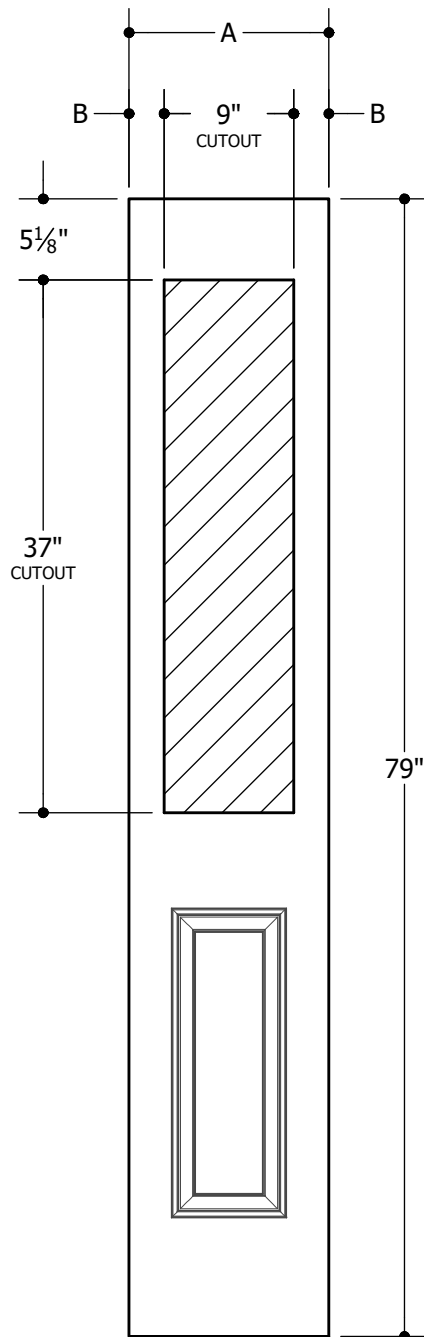
Filename: TM-129-68 002

Revision: A

Date: 01-25-2017

Section XX XX.X.X

129 (8" X 36" GLASS INSERT SIZE) 3 OF 4
MASONITE™ SPEC*



6'8"	A	11-7/8"	12"
	B	1-7/16"	
6'8"	A	13-7/8"	14"
	B	2-7/16"	

Options:

BELLEVILLE® FIBERGLASS SIDELITES

WOOD OR METAL-EDGE STEEL SIDELITES

Note:

1. Overall Length and Width Dimensions are +/- 1/16 inch

*Available as Prem Spec

www.masonite.com

© 2017 Masonite International Corporation. All Rights Reserved.

Our continuing program of product improvement makes specifications, design and product detail subject to change without notice.

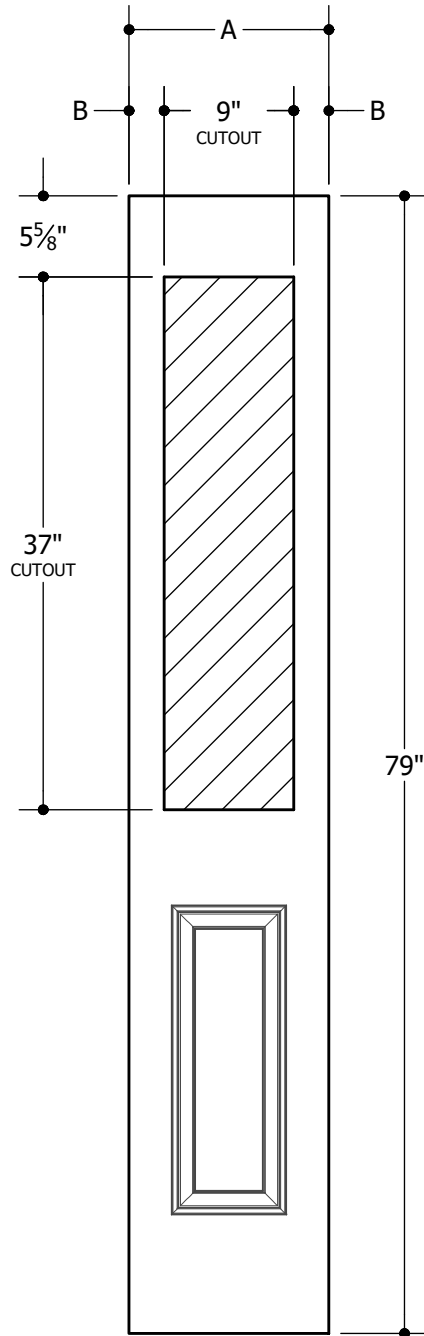
Filename: TM-GL-129-68 003

Revision: A

Date: 01-27-2017

Section XX XX.X.X

129 (8" X 36" GLASS INSERT SIZE) 4 OF 4
MASONITE™ SPEC*



6'8"	A	11-7/8"	12"
	B	1-7/16"	
6'8"	A	13-7/8"	14"
	B	2-7/16"	

Options:
OAKCRAFT® FIBERGLASS SIDELITES

Note:

1. Overall Length and Width Dimensions are +/- 1/16 inch

*Available as Prem Spec

www.masonite.com

© 2017 Masonite International Corporation. All Rights Reserved.

Our continuing program of product improvement makes specifications, design and product detail subject to change without notice.

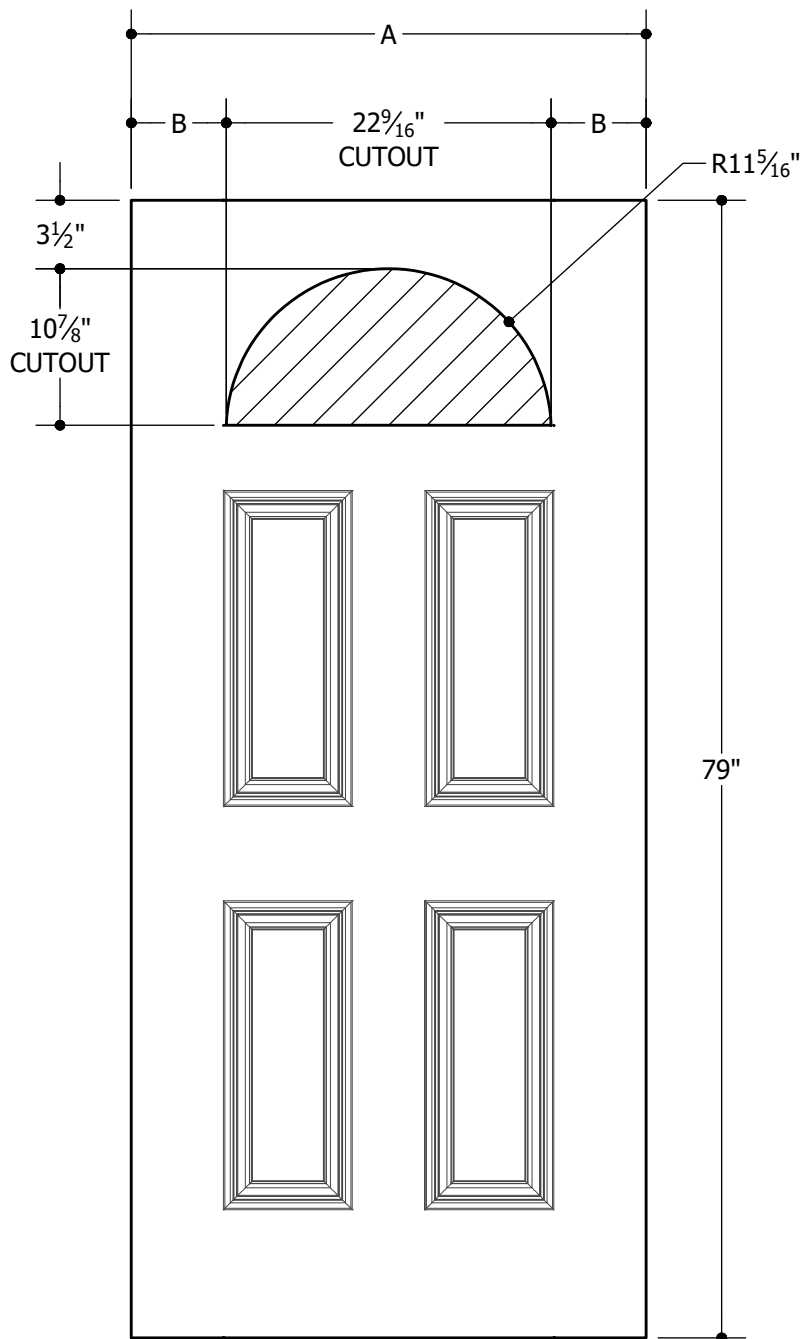
Filename: TM-GL-129-68 004

Revision: A

Date: 01-27-2017

Section XX XX.X.X

135 SERIES (22" X 10" GLASS INSERT SIZE) 1 OF 3
MASONITE™ SPEC*



6'8"	A	31-3/4"	2'8"
	B	4-19/32"	
6'8"	A	33-3/4"	2'10"
	B	5-19/32"	
6'8"	A	35-3/4"	3'0"
	B	6-19/32"	

Options:
WOOD OR METAL STEEL DOORS

Note:

1. Overall Length and Width Dimensions are +/- 1/16 inch

*Available as Prem Spec

www.masonite.com

© 2017 Masonite International Corporation. All Rights Reserved.

Our continuing program of product improvement makes specifications, design and product detail subject to change without notice.

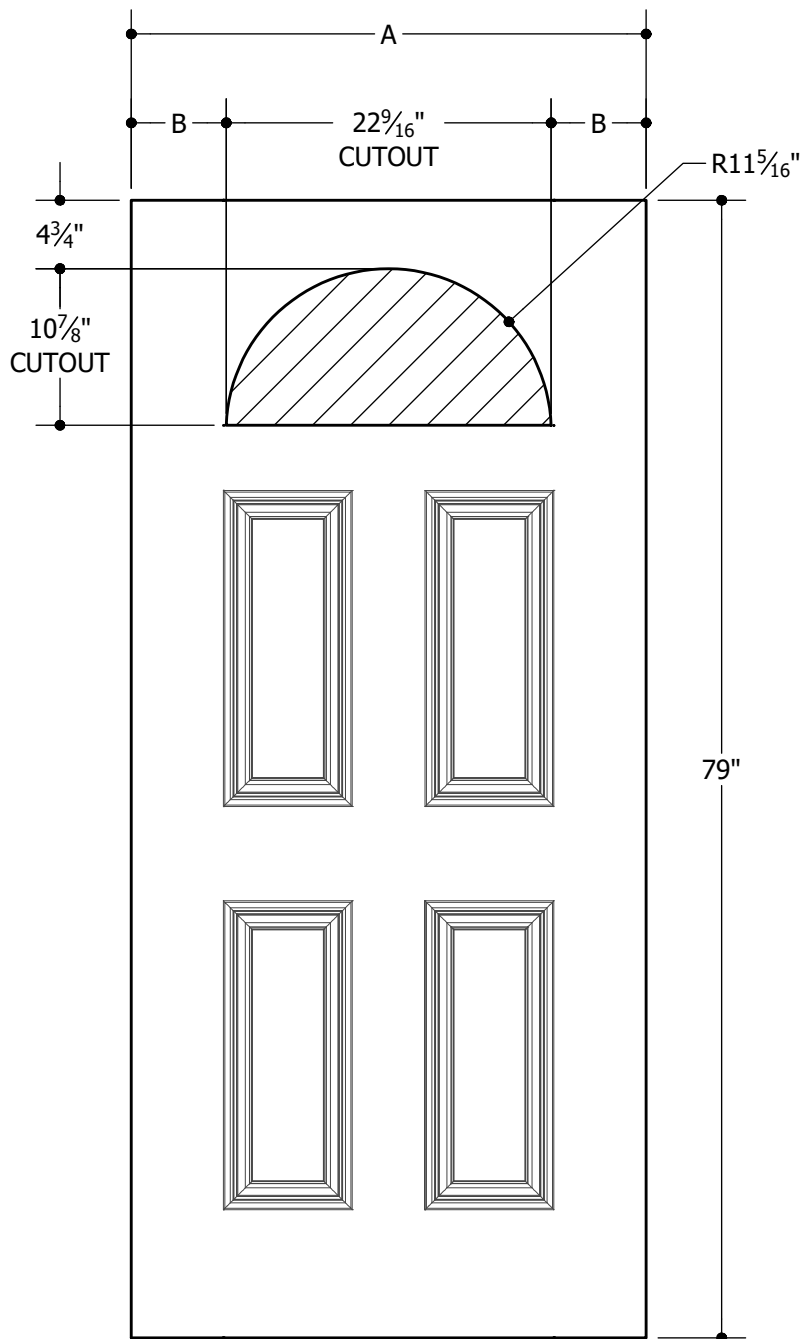
Filename: TM-GL-135-68 001

Revision: A

Date: 01-25-2017

Section XX XX.X.X

135 SERIES (22" X 10" GLASS INSERT SIZE) 2 OF 3
MASONITE™ SPEC*



6'8"	A	31-3/4"	2'8"
	B	4-19/32"	
6'8"	A	33-3/4"	2'10"
	B	5-19/32"	
6'8"	A	35-3/4"	3'0"
	B	6-19/32"	

Options:
BELLEVILLE® FIBERGLASS DOORS

Note:

1. Overall Length and Width Dimensions are +/- 1/16 inch

*Available as Prem Spec

www.masonite.com

© 2017 Masonite International Corporation. All Rights Reserved.

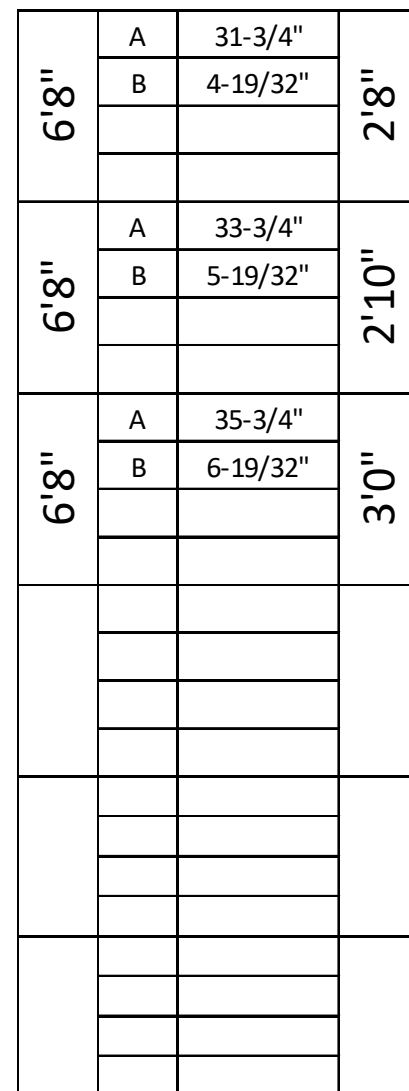
Our continuing program of product improvement makes specifications, design and product detail subject to change without notice.

Filename: TM-GL-135-68 002

Revision: A

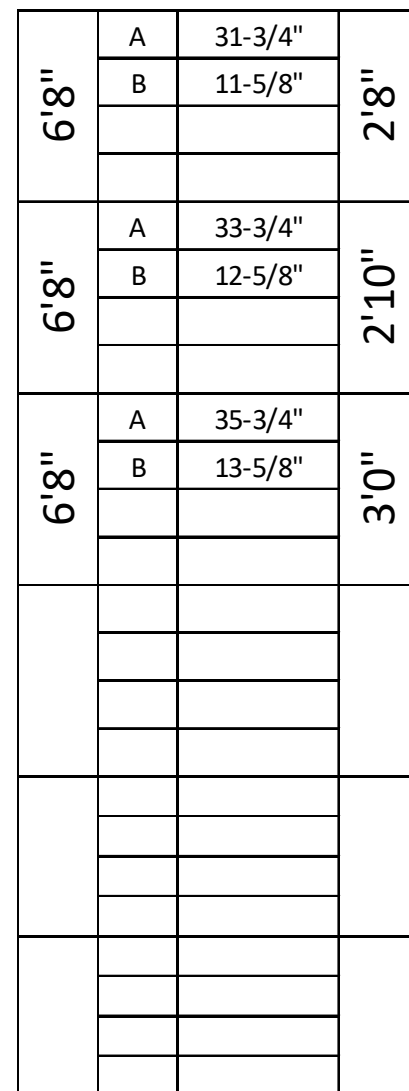
Date: 01-25-2017

Section XX XX.X.X



OAKCRAFT® FIBERGLASS DOORS

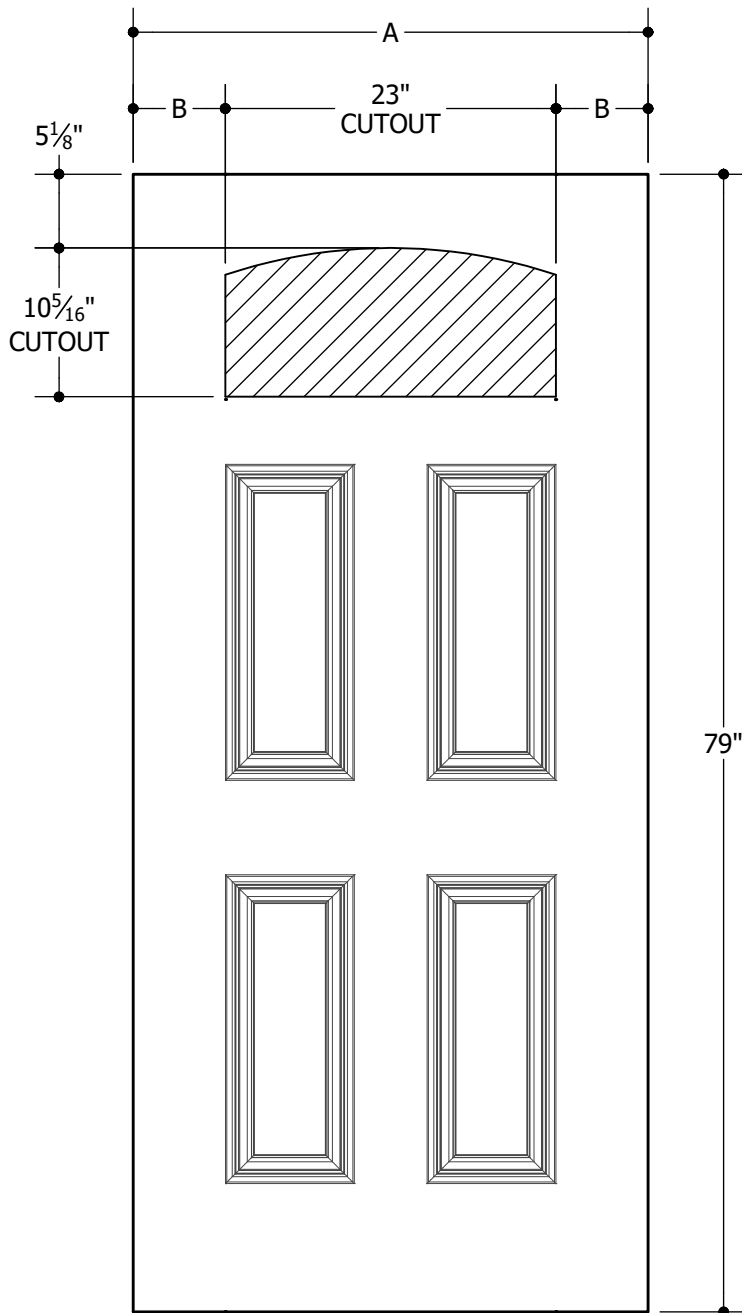
Section XX XX.X.X



WOOD OR METAL-EDGE STEEL DOORS

Section XX XX.X.X

137 SERIES (22" X 10" CAMBER TOP GLASS INSERT) 1 OF 3
MASONITE™ SPEC*



6'8"	A	31-3/4"	2'8"
	B	4-3/8"	
6'8"	A	33-3/4"	2'10"
	B	5-3/8"	
6'8"	A	35-3/4"	3'0"
	B	6-3/8"	

Options:
BELLEVILLE® FIBERGLASS DOORS

Note:

1. Overall Length and Width Dimensions are +/- 1/16 inch

*Available as Prem Spec

www.masonite.com

© 2017 Masonite International Corporation. All Rights Reserved.

Our continuing program of product improvement makes specifications, design and product detail subject to change without notice.

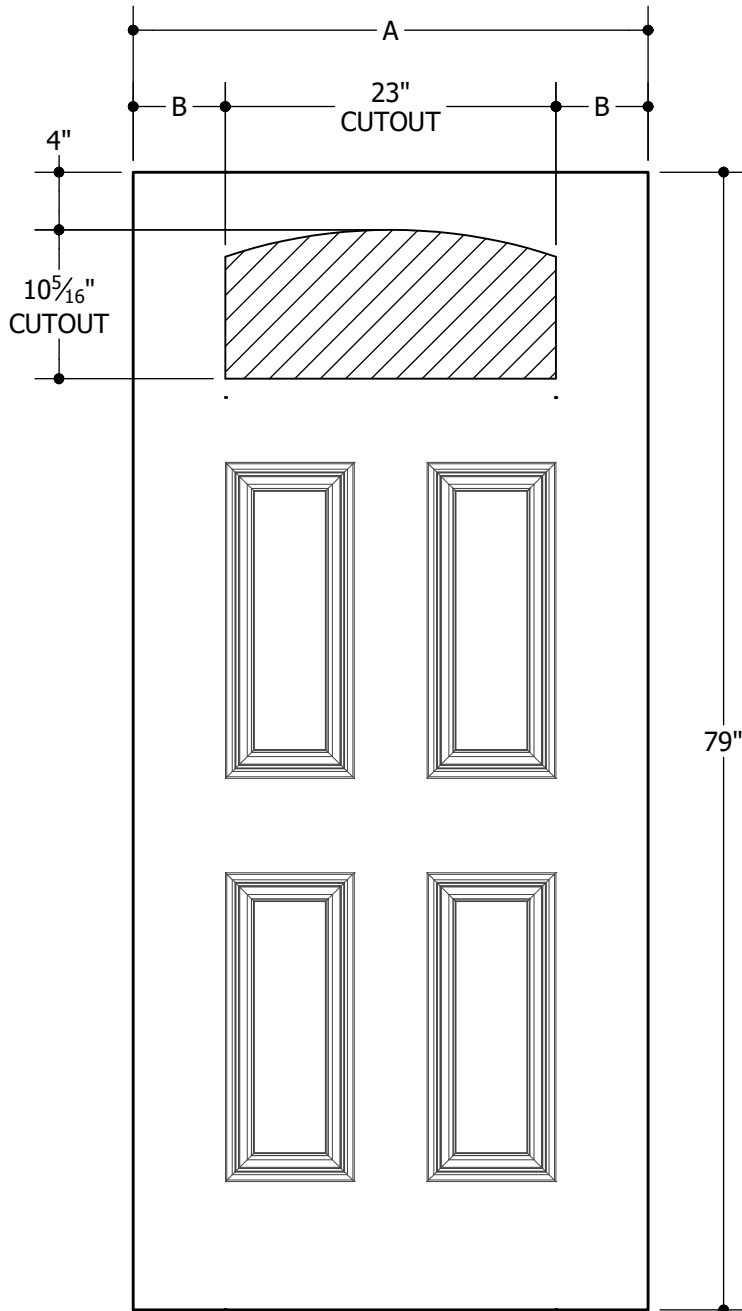
Filename: TM-GL-137-68 001

Revision: B

Date: 04-12-2019

Section XX XX.X.X

137 SERIES (22" X 10" CAMBER TOP GLASS INSERT) 2 OF 3
MASONITE™ SPEC*



6'8"	A	31-3/4"	2'8"
	B	4-3/8"	
6'8"	A	33-3/4"	2'10"
	B	5-3/8"	
6'8"	A	35-3/4"	3'0"
	B	6-3/8"	

Options:
OAKCRAFT® FIBERGLASS DOORS

Note:

1. Overall Length and Width Dimensions are +/- 1/16 inch

*Available as Prem Spec

www.masonite.com

© 2017 Masonite International Corporation. All Rights Reserved.

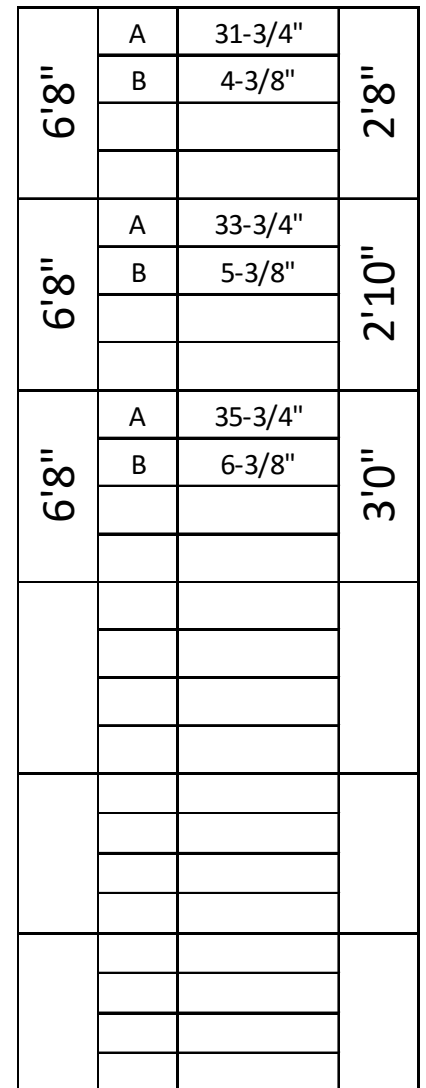
Our continuing program of product improvement makes specifications, design and product detail subject to change without notice.

Filename: TM-GL-137-68 002

Revision: B

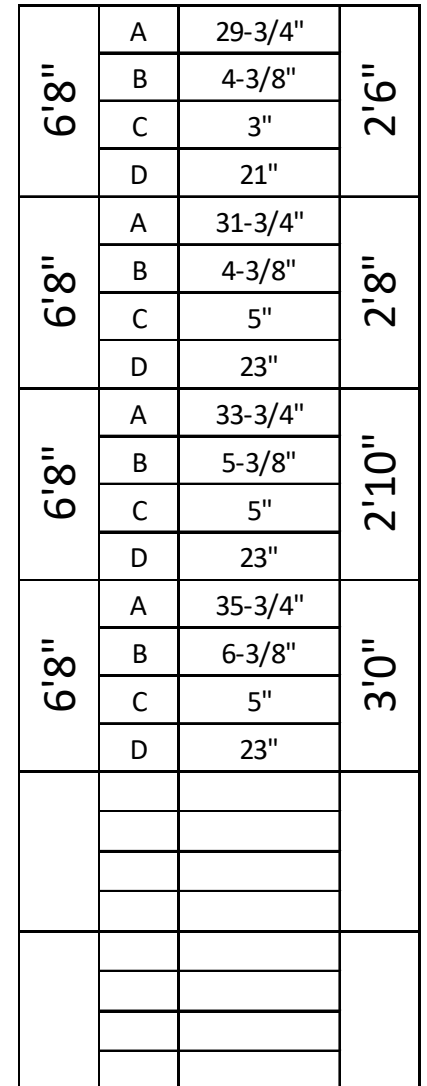
Date: 04-12-2019

Section XX XX.X.X



WOOD OR METAL-EDGE STEEL DOORS

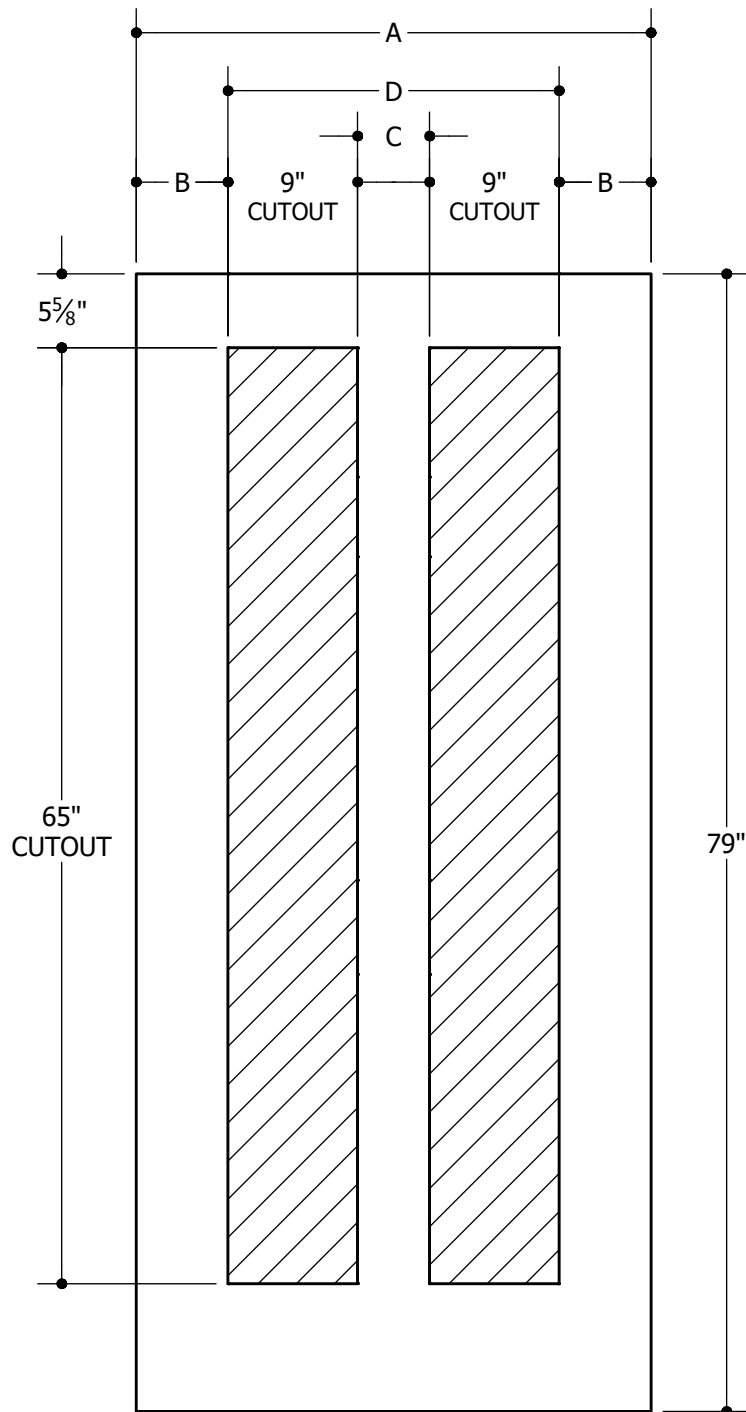
Section XX XX.X.X



BELLEVILLE® FIBERGLASS DOORS
WOOD OR METAL-EDGE STEEL DOORS

Section XX XX.X.X

151 SERIES (8" X 64" GLASS INSERT SIZE) 2 OF 4
MASONITE™ SPEC*



6'8"	A	29-3/4"	2'6"
	B	4-3/8"	
	C	3"	
	D	21"	
6'8"	A	31-3/4"	2'8"
	B	4-3/8"	
	C	5"	
	D	23"	
6'8"	A	33-3/4"	2'10"
	B	5-3/8"	
	C	5"	
	D	23"	
6'8"	A	35-3/4"	3'0"
	B	6-3/8"	
	C	5"	
	D	23"	

Options:
OAKCRAFT® FIBERGLASS DOORS

Note:

1. Overall Length and Width Dimensions are +/- 1/16 inch

*Available as Prem Spec

www.masonite.com

© 2017 Masonite International Corporation. All Rights Reserved.

Our continuing program of product improvement makes specifications, design and product detail subject to change without notice.

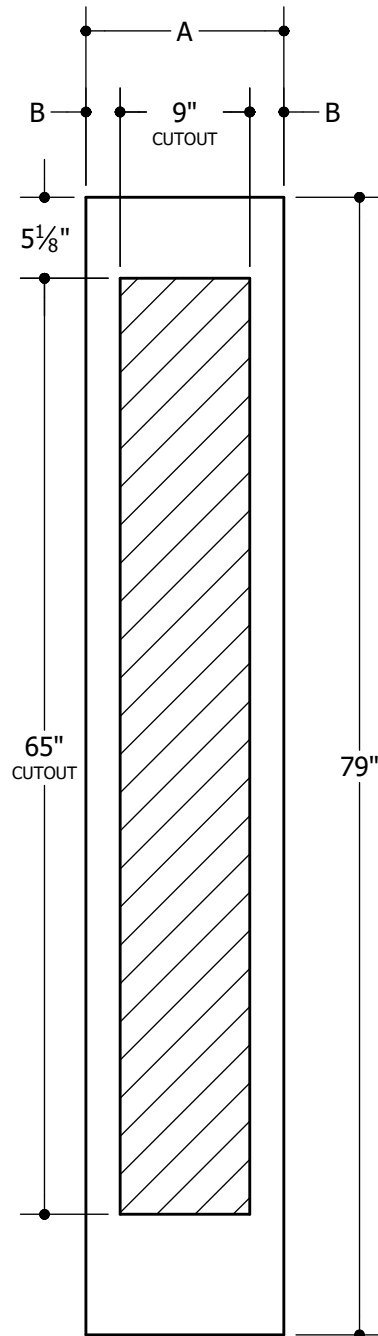
Filename: TM-GL-151-68 002

Revision: A

Date: 01-25-2017

Section XX XX.X.X

151 SERIES (8" X 64" GLASS INSERT SIZE) 3 OF 4
MASONITE™ SPEC*



6'8"	A	11-7/8"	12"
	B	1-7/16"	
6'8"	A	13-7/8"	14"
	B	2-7/16"	

Options:

BELLEVILLE® FIBERGLASS SIDELITES
WOOD-EDGE STEEL SIDELITES

Note:

1. Overall Length and Width Dimensions are +/- 1/16 inch

*Available as Prem Spec

www.masonite.com

© 2017 Masonite International Corporation. All Rights Reserved.

Our continuing program of product improvement makes specifications, design and product detail subject to change without notice.

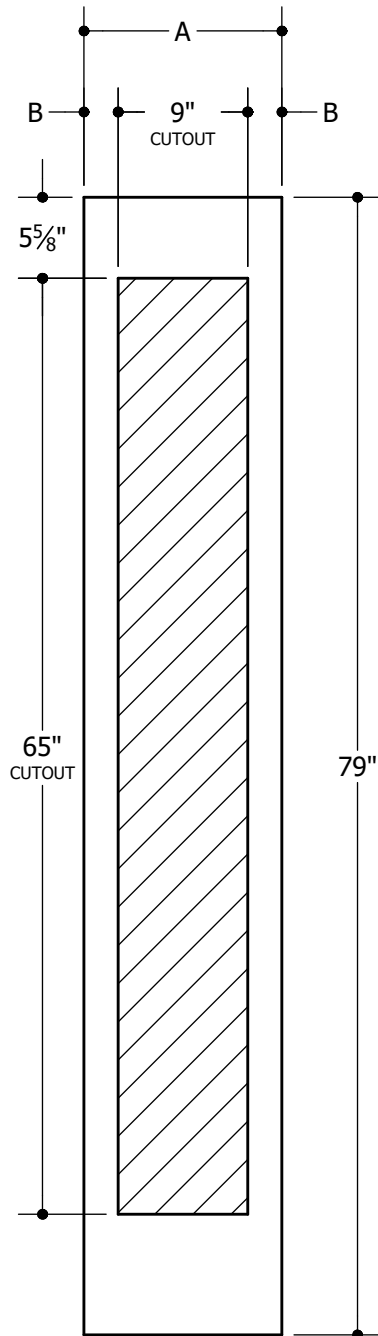
Filename: TM-GL-151-68 003

Revision: B

Date: 06-14-2017

Section XX XX.X.X

151 SERIES (8" X 64" GLASS INSERT SIZE) 4 OF 4
MASONITE™ SPEC*



6'8"	A	11-7/8"	12"
	B	1-7/16"	
6'8"	A	13-7/8"	14"
	B	2-7/16"	

Options:
OAKCRAFT® FIBERGLASS SIDELITES

Note:

1. Overall Length and Width Dimensions are +/- 1/16 inch

*Available as Prem Spec

www.masonite.com

© 2017 Masonite International Corporation. All Rights Reserved.

Our continuing program of product improvement makes specifications, design and product detail subject to change without notice.

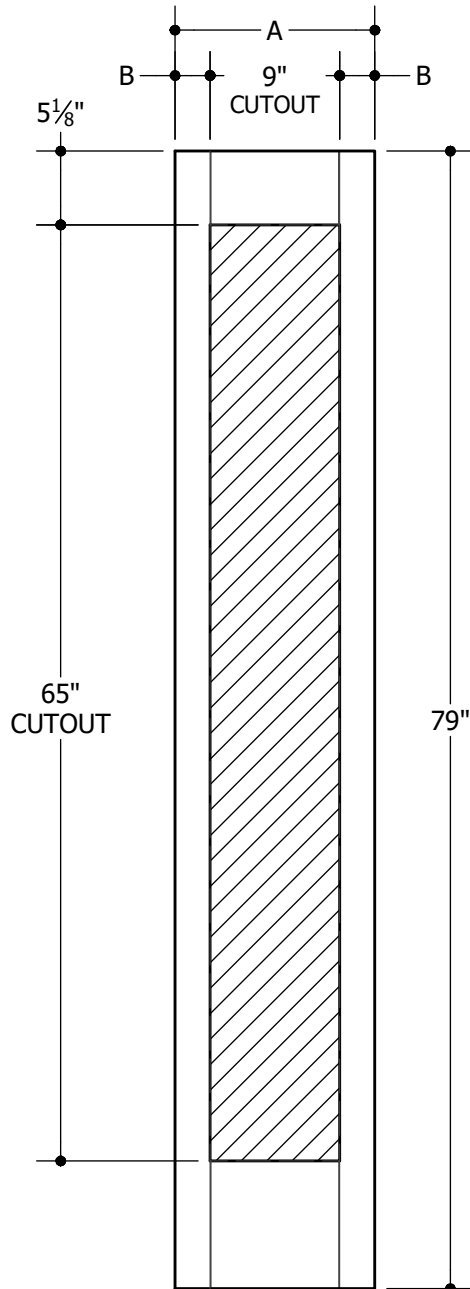
Filename: TM-XXX-XX-XX-68 004

Revision: A

Date: 01-27-2017

Section XX XX.X.X

151 SERIES (8" X 64" GLASS INSERT SIZE)
MASONITE™ SPEC*



6'8"	A	11-7/8"	1'0"
	B	1-7/16"	
6'8"	A	13-7/8"	1'2"
	B	2-7/16"	

Options:
HERITAGE CRAFTSMAN® FIBERGLASS DOORS

Note:

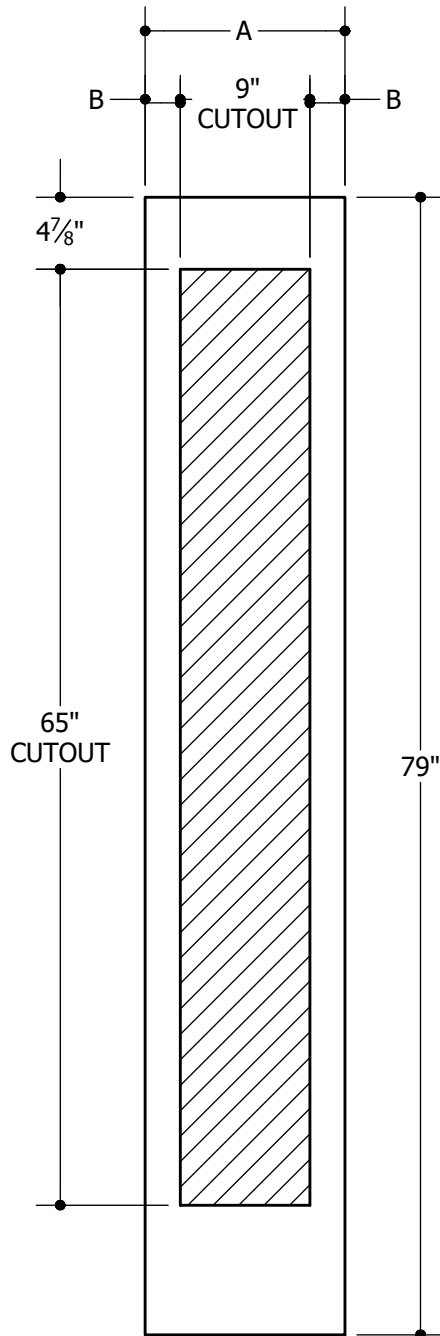
1. Overall Length and Width Dimensions are +/- 1/16 inch

*Available as Prem Spec
www.masonite.com

© 2017 Masonite International Corporation. All Rights Reserved.
Our continuing program of product improvement makes specifications, design and product detail subject to change without notice.

Filename: TM-GL-HERITAGE CRFT 151-68 001
Revision: A
Date: 08-01-2017
Section XX XX.X.X

151 SERIES (8" X 64" GLASS INSERT SIZE)
MASONITE™ SPEC*



6'8"	A	11-7/8"	12"
	B	1-7/16"	
6'8"	A	13-7/8"	14"
	B	2-7/16"	

Options:

BARRINGTON® SIERRA FIBERGLASS SIDELITES

Note:

- Overall Length and Width Dimensions are +/- 1/16 inch
- To be used for Wrought Iron Frames Only.

*Available as Prem Spec

www.masonite.com

© 2017 Masonite International Corporation. All Rights Reserved.

Our continuing program of product improvement makes specifications, design and product detail subject to change without notice.

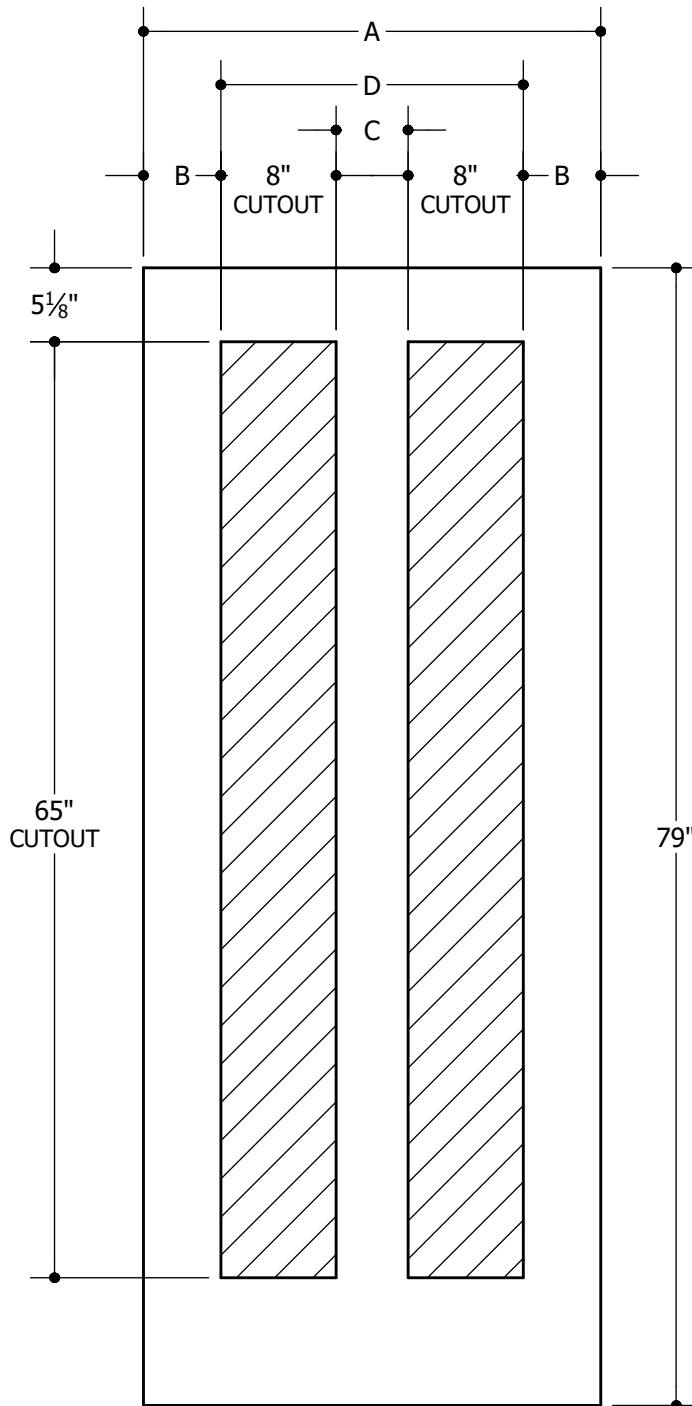
Filename: TM-GL-151-68 005

Revision: B

Date: 04-12-2019

Section XX XX.X.X

152 SERIES (7" X 64" GLASS INSERT SIZE) 1 OF 4
MASONITE™ SPEC*



6'8"	A	29-3/4"	2'6"
	B	4-3/8"	
	C	5"	
	D	21"	
6'8"	A	31-3/4"	2'8"
	B	5-3/8"	
	C	5"	
	D	21"	

Options:

BELLEVILLE® FIBERGLASS DOORS
WOOD OR METAL-EDGE DOORS

Note:

1. Overall Length and Width Dimensions are +/- 1/16 inch

*Available as Prem Spec

www.masonite.com

© 2017 Masonite International Corporation. All Rights Reserved.

Our continuing program of product improvement makes specifications, design and product detail subject to change without notice.

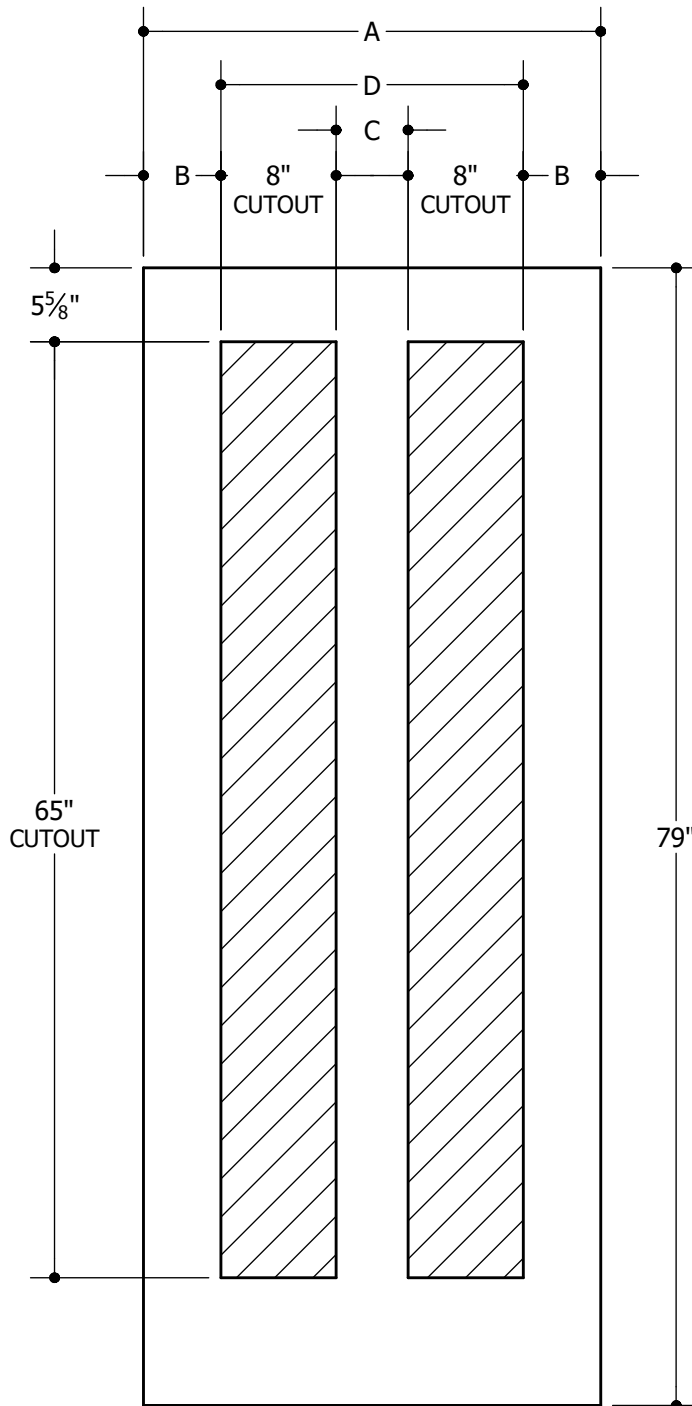
Filename: TM-GL-152-68 001

Revision: A

Date: 01-25-2017

Section XX XX.X.X

152 SERIES (7" X 64" GLASS INSERT SIZE) 2 OF 4
MASONITE™ SPEC*



6'8"	A	29-3/4"	2'6"
	B	4-3/8"	
	C	5"	
	D	21"	
6'8"	A	31-3/4"	2'8"
	B	5-3/8"	
	C	5"	
	D	21"	

Options:
OAKCRAFT® FIBERGLASS DOORS

Note:

1. Overall Length and Width Dimensions are +/- 1/16 inch

*Available as Prem Spec

www.masonite.com

© 2017 Masonite International Corporation. All Rights Reserved.

Our continuing program of product improvement makes specifications, design and product detail subject to change without notice.

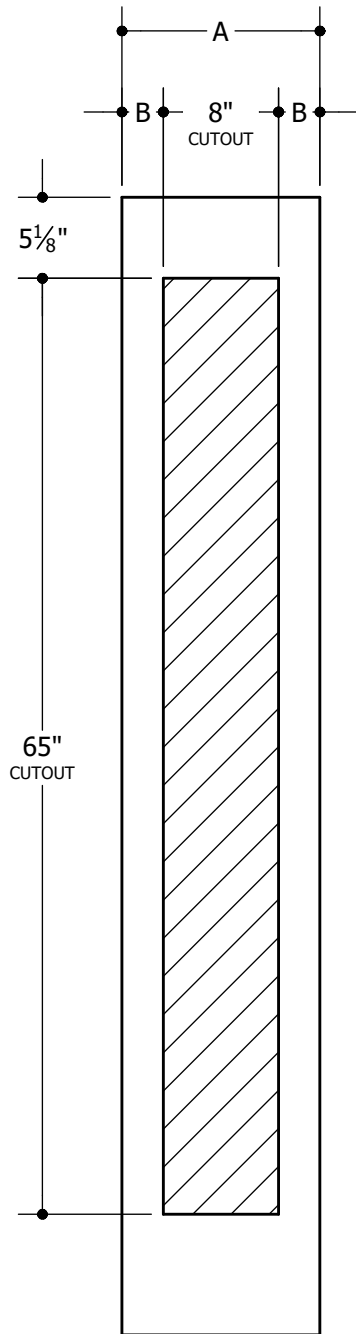
Filename: TM-GL-152-68 002

Revision: A

Date: 01-25-2017

Section XX XX.X.X

152 SERIES (7" X 64" GLASS INSERT SIZE) 3 OF 4
MASONITE™ SPEC*



6'8"	A	10-3/8"	10"
	B	1-3/16"	
6'8"	A	11-7/8"	12"
	B	1-15/16"	
6'8"	A	13-7/8"	14"
	B	2-15/16"	

Options:

BELLEVILLE® FIBERGLASS SIDELITES
WOOD-EDGE SIDELITES

Note:

1. Overall Length and Width Dimensions are +/- 1/16 inch

*Available as Prem Spec

www.masonite.com

© 2017 Masonite International Corporation. All Rights Reserved.

Our continuing program of product improvement makes specifications, design and product detail subject to change without notice.

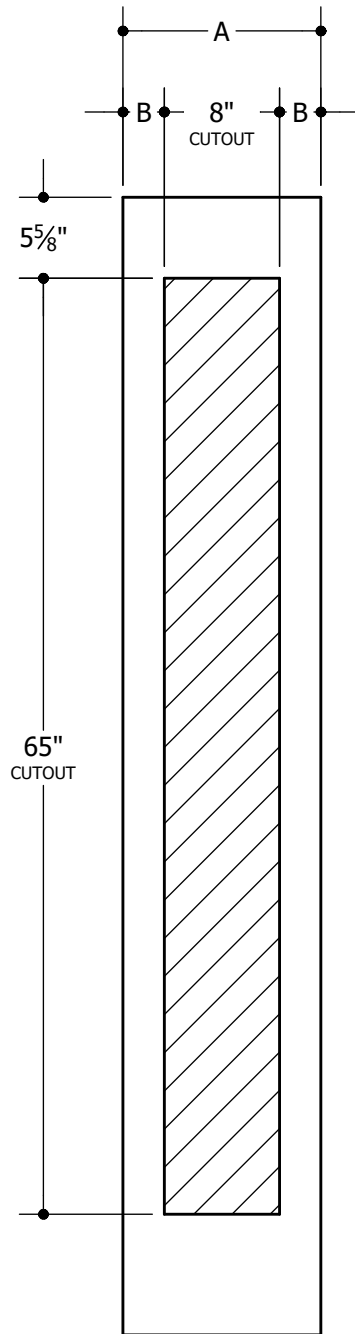
Filename: TM-GL-152-003

Revision: A

Date: 01-27-2017

Section XX XX.X.X

152 SERIES (7" X 64" GLASS INSERT SIZE) 4 OF 4
MASONITE™ SPEC*



6'8"	A	10-3/8"	10"
	B	1-3/16"	
6'8"	A	11-7/8"	12"
	B	1-15/16"	
6'8"	A	13-7/8"	14"
	B	2-15/16"	

Options:
OAKCRAFT® FIBERGLASS SIDELITES

Note:

1. Overall Length and Width Dimensions are +/- 1/16 inch

*Available as Prem Spec

www.masonite.com

© 2017 Masonite International Corporation. All Rights Reserved.

Our continuing program of product improvement makes specifications, design and product detail subject to change without notice.

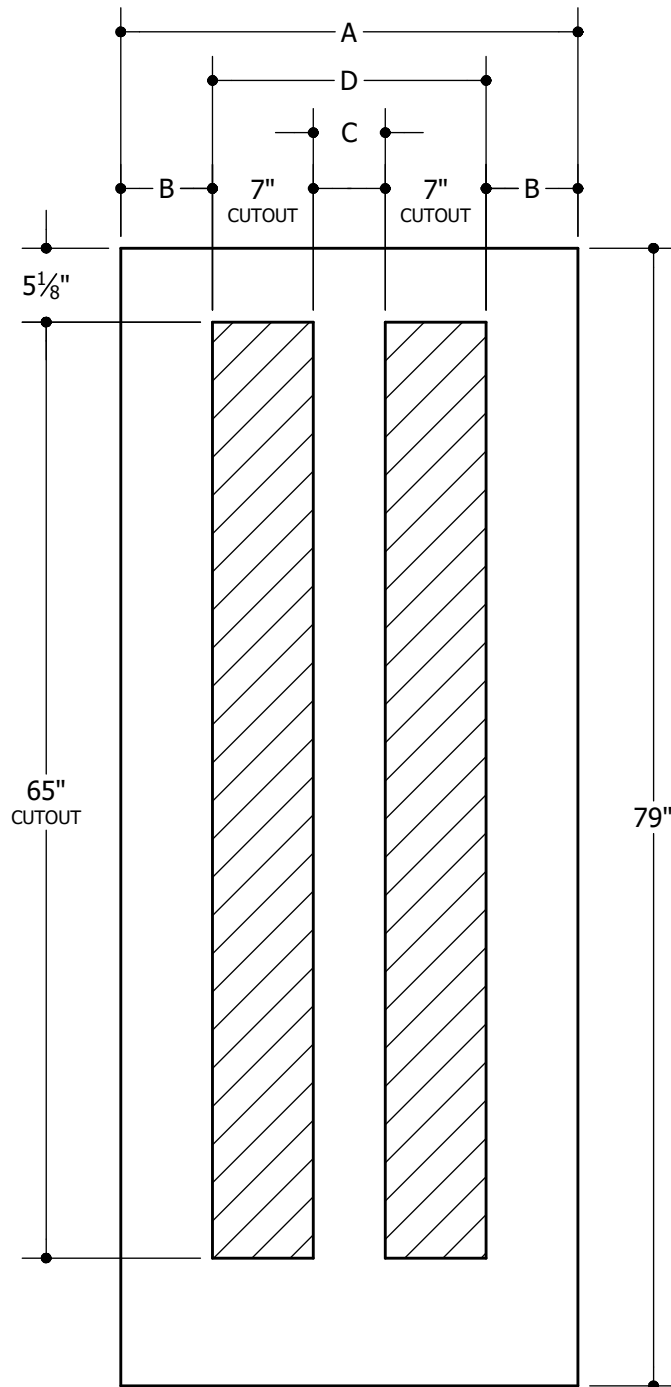
Filename: TM-GL-152-004

Revision: A

Date: 01-27-2017

Section XX XX.X.X

155 SERIES (6" X 64" GLASS INSERT SIZE) 1 OF 4
MASONITE™ SPEC*



6'8"	A	29-3/4"	2'6"
	B	5-3/8"	
	C	5"	
	D	19"	
6'8"	A	31-3/4"	2'8"
	B	6-3/8"	
	C	5"	
	D	19"	

Options:
 BELLEVILLE® FIBERGLASS DOORS
 WOOD OR METAL-EDGE STEEL DOORS

Note:

1. Overall Length and Width Dimensions are +/- 1/16 inch

*Available as Prem Spec

www.masonite.com

© 2017 Masonite International Corporation. All Rights Reserved.

Our continuing program of product improvement makes specifications, design and product detail subject to change without notice.

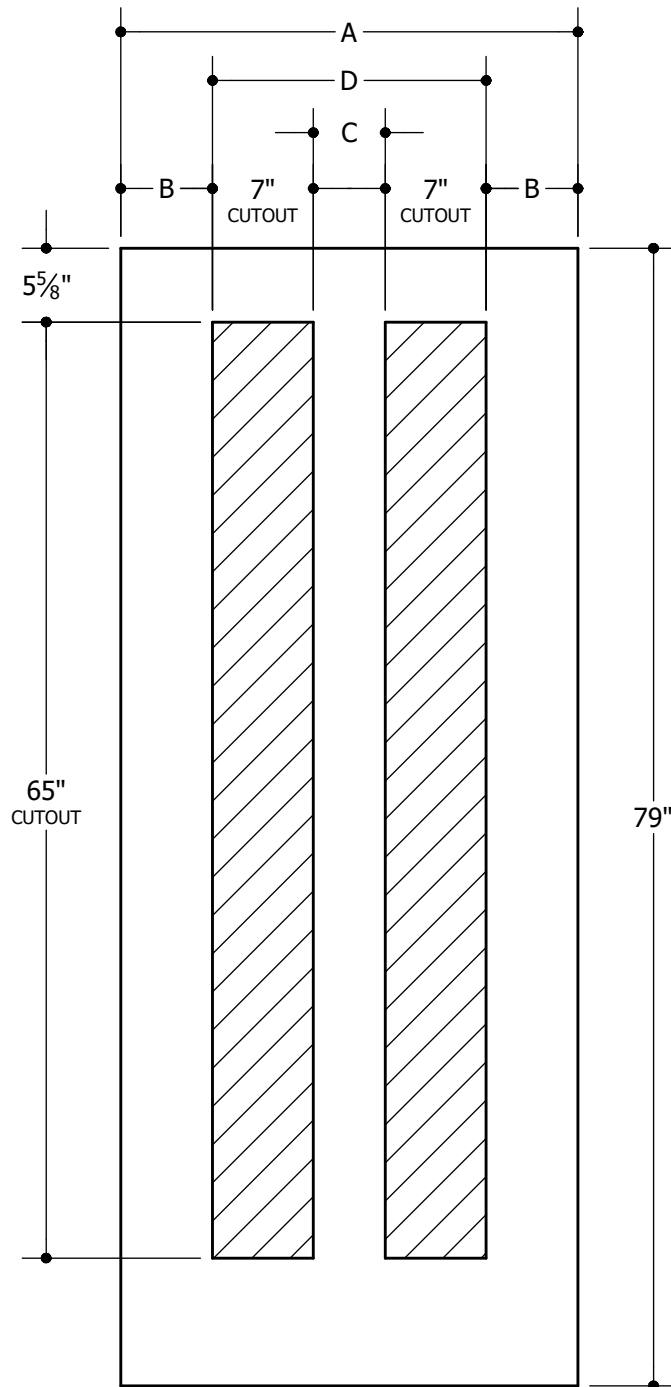
Filename: TM-GL-155-68 001

Revision: A

Date: 01-25-2017

Section XX XX.X.X

155 SERIES (6" X 64" GLASS INSERT SIZE) 2 OF 4
MASONITE™ SPEC*



6'8"	A	29-3/4"	2'6"
	B	5-3/8"	
	C	5"	
	D	19"	
6'8"	A	31-3/4"	2'8"
	B	6-3/8"	
	C	5"	
	D	19"	

Options:
OAKCRAFT® FIBERGLASS DOORS

Note:

1. Overall Length and Width Dimensions are +/- 1/16 inch

*Available as Prem Spec

www.masonite.com

© 2017 Masonite International Corporation. All Rights Reserved.

Our continuing program of product improvement makes specifications, design and product detail subject to change without notice.

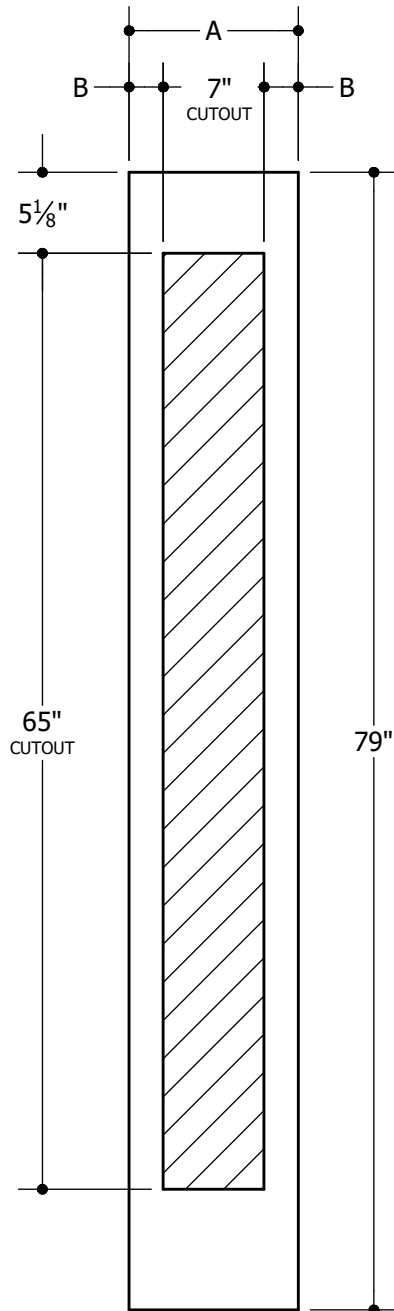
Filename: TM-GL-155-68 002

Revision: A

Date: 01-25-2017

Section XX XX.X.X

155 SERIES (6" X 64" GLASS INSERT SIZE) 3 OF 4
MASONITE™ SPEC*



6'8"	A	10-3/8"	10"
	B	1-11/16"	
6'8"	A	11-7/8"	12"
	B	2-7/16"	

Options:
WOOD-EDGE STEEL SIDELITE

Note:

1. Overall Length and Width Dimensions are +/- 1/16 inch

*Available as Prem Spec

www.masonite.com

© 2017 Masonite International Corporation. All Rights Reserved.

Our continuing program of product improvement makes specifications, design and product detail subject to change without notice.

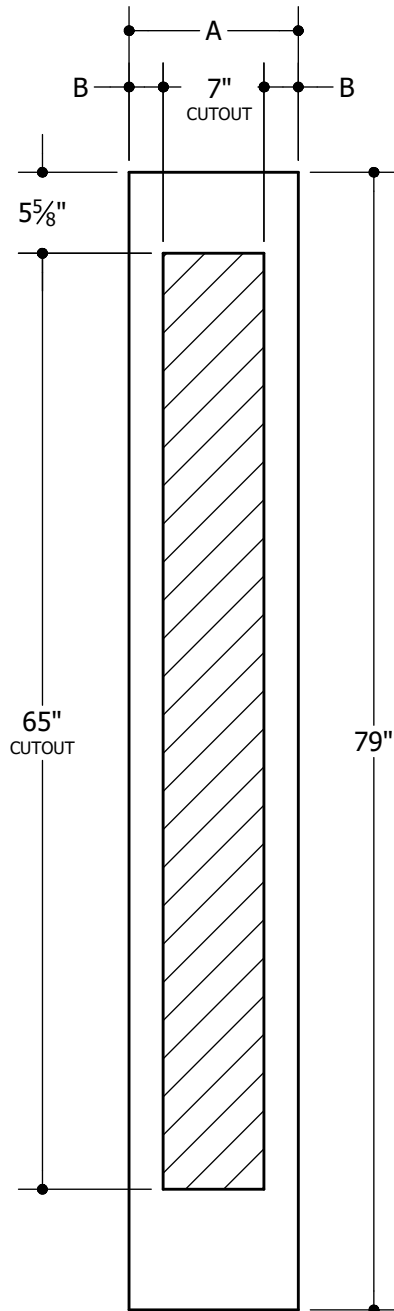
Filename: TM-GL-155-68-003

Revision: A

Date: 02/06/2017

Section XX XX.X.X

155 SERIES (6" X 64" GLASS INSERT SIZE) 4 OF 4
MASONITE™ SPEC*



6'8"	A	10-3/8"	10"
	B	1-11/16"	
6'8"	A	11-7/8"	12"
	B	2-7/16"	

Options:
OAKCRAFT® FIBERGLASS SIDELITES

Note:

1. Overall Length and Width Dimensions are +/- 1/16 inch

*Available as Prem Spec

www.masonite.com

© 2017 Masonite International Corporation. All Rights Reserved.

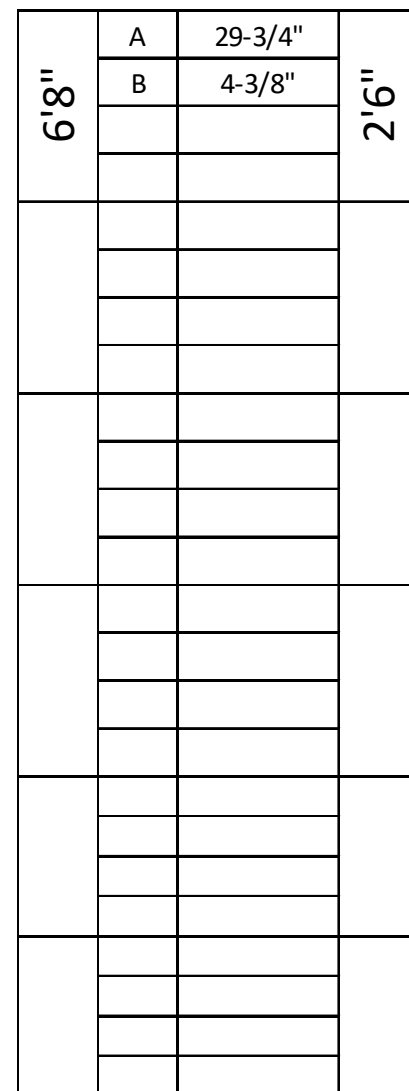
Our continuing program of product improvement makes specifications, design and product detail subject to change without notice.

Filename: TM-GL-155-68-004

Revision: A

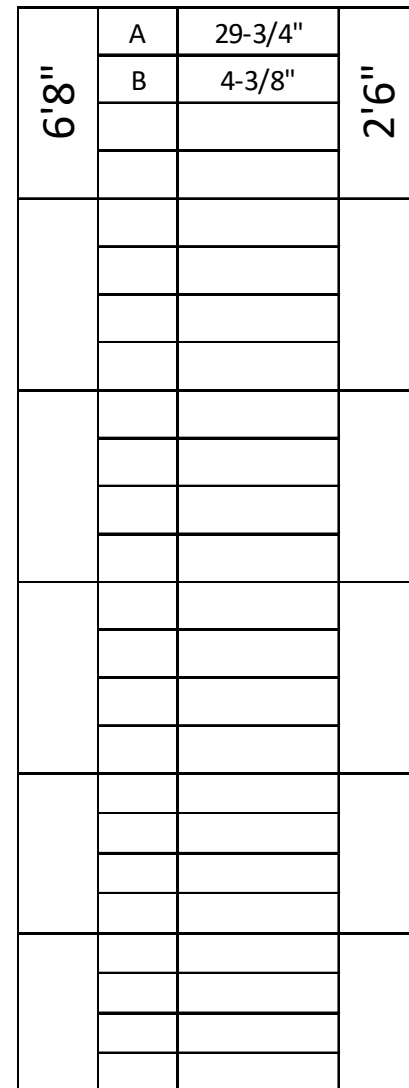
Date: 02/06/2017

Section XX XX.X.X



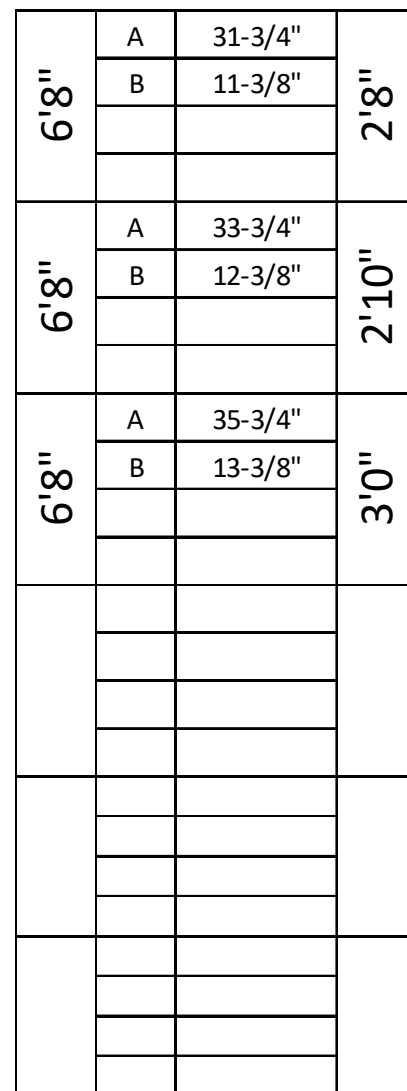
BELLEVILLE® FIBERGLASS DOORS
WOOD OR METAL-EDGE DOORS

Section XX XX.X.X



OAKCRAFT® FIBERGLASS DOORS

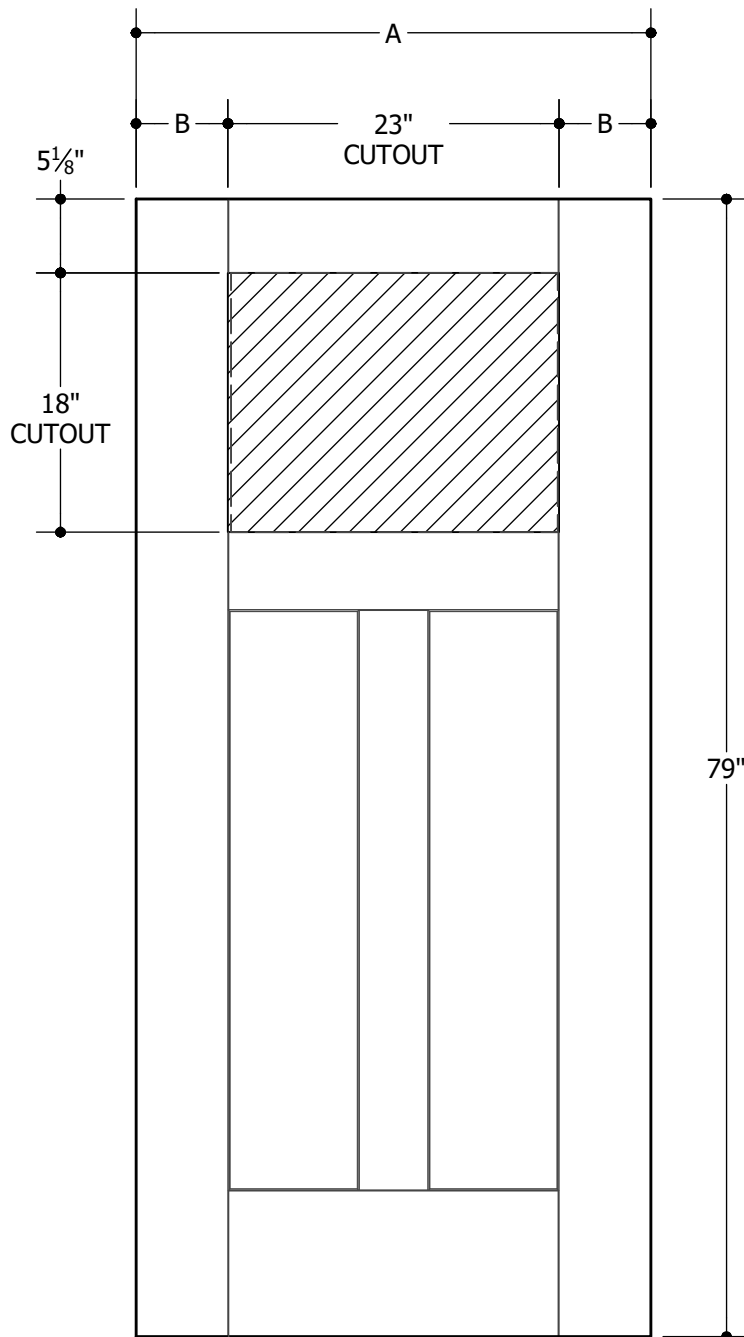
Section XX XX.X.X



BELLEVILLE® FIBERGLASS DOORS
WOOD OR METAL-EDGE STEEL DOORS

Section XX XX.X.X

217 SERIES (17" X 22" GLASS INSERT SIZE)
MASONITE™ SPEC*



6'8"	A	31-3/4"	2'8"
	B	4-3/8"	
6'8"	A	33-3/4"	2'10"
	B	5-3/8"	
6'8"	A	35-3/4"	3'0"
	B	6-3/8"	

Options:
HERITAGE CRAFTSMAN® FIBERGLASS DOORS

Note:

1. Overall Length and Width Dimensions are +/- 1/16 inch

*Available as Prem Spec

www.masonite.com

© 2017 Masonite International Corporation. All Rights Reserved.

Our continuing program of product improvement makes specifications, design and product detail subject to change without notice.

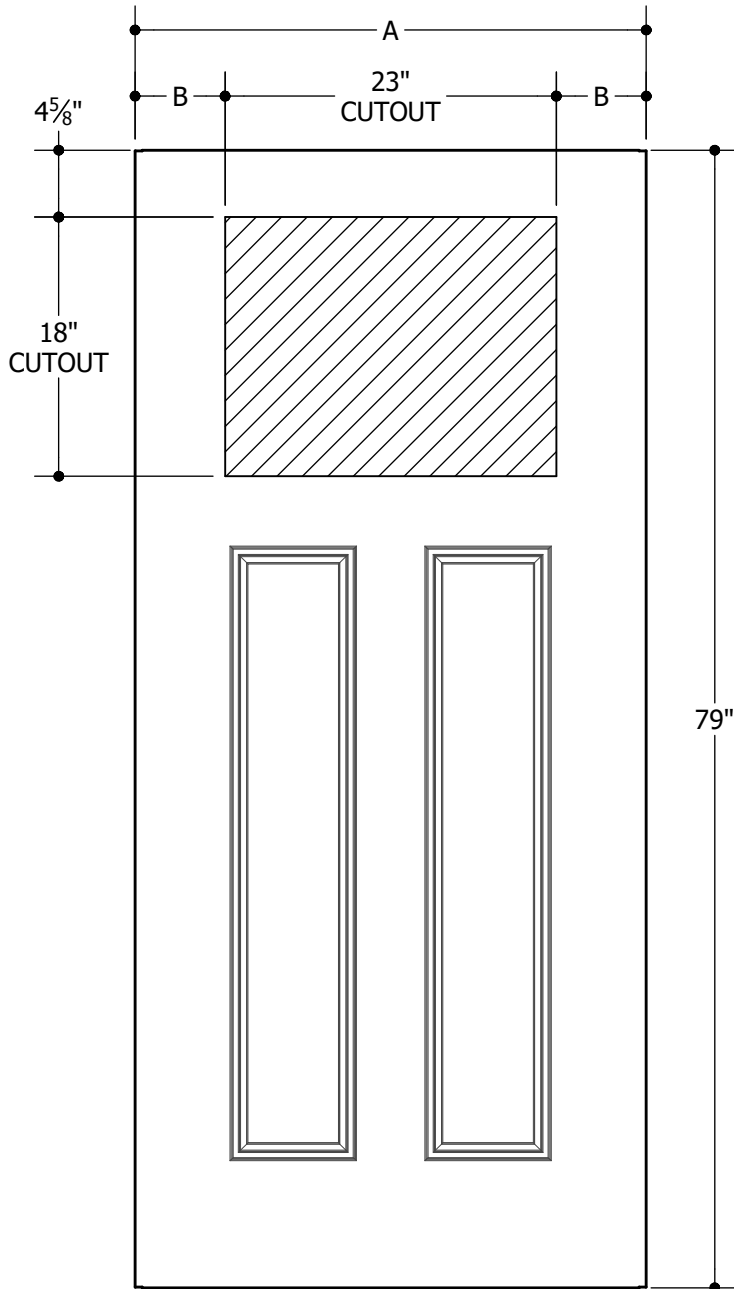
Filename: TM-HERITAGE CRFT 217-68 001

Revision: A

Date: 08-01-2017

Section XX XX.X.X

217 SERIES (17" X 22" GLASS INSERT)
MASONITE™ SPEC*



6'8"	A	31-3/4"	2'8"
	B	4-3/8"	
6'8"	A	33-3/4"	2'10"
	B	5-3/8"	
6'8"	A	35-3/4"	3'0"
	B	6-3/8"	

Options:
STEEL CRAFTSMAN WOOD & STEEL EDGE

Note:

1. Overall Length and Width Dimensions are +/- 1/16 inch

2. Cutout is Centered on Width

*Available as Prem Spec

www.masonite.com

© 2017 Masonite International Corporation. All Rights Reserved.

Our continuing program of product improvement makes specifications, design and product detail subject to change without notice.

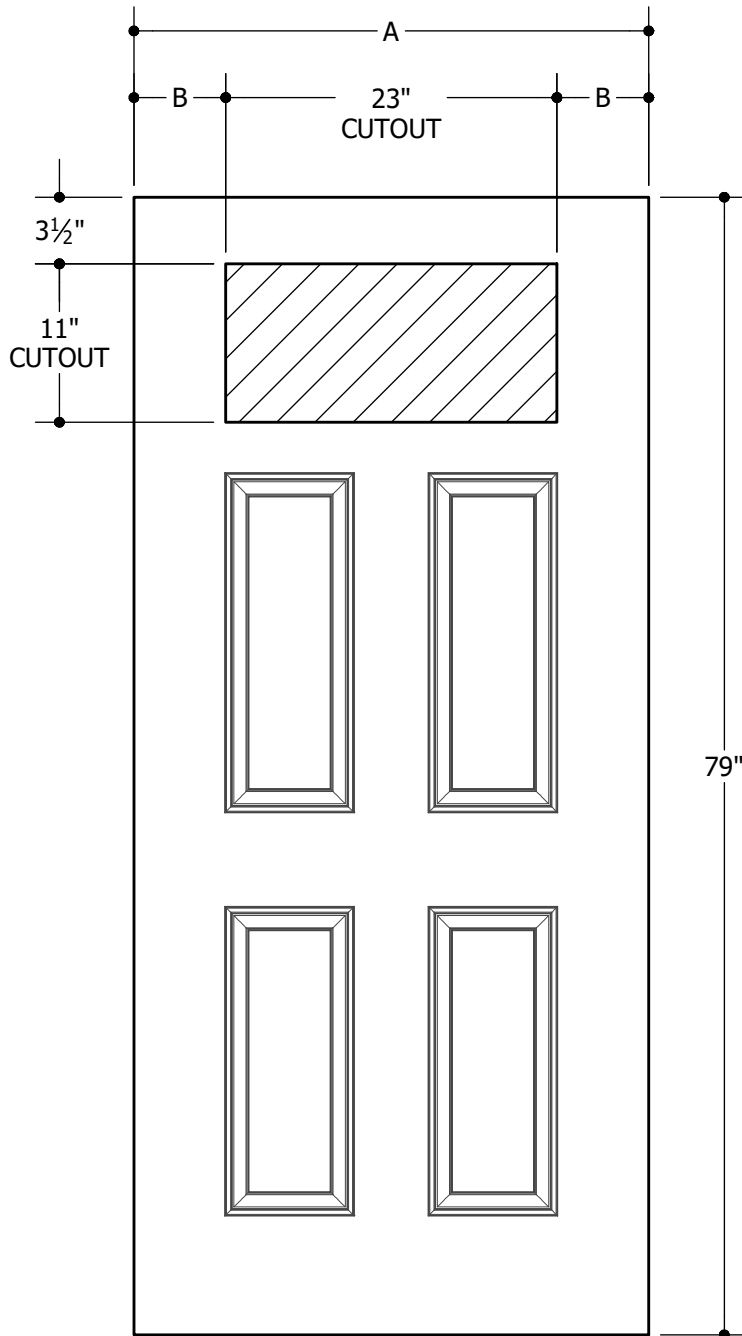
Filename: TM-GL-217-68 001

Revision: C

Date: 06-22-2018

Section XX XX.X.X

228 SERIES (22" X 10" GLASS INSERT SIZE) 1 OF 3
MASONITE™ SPEC*



6'8"	A	31-3/4"	2'8"
	B	4-3/8"	
6'8"	A	33-3/4"	2'10"
	B	5-3/8"	
6'8"	A	35-3/4"	3'0"
	B	6-3/8"	

Options:
WOOD OR METAL-EDGE STEEL DOORS

Note:

1. Overall Length and Width Dimensions are +/- 1/16 inch

*Available as Prem Spec

www.masonite.com

© 2017 Masonite International Corporation. All Rights Reserved.

Our continuing program of product improvement makes specifications, design and product detail subject to change without notice.

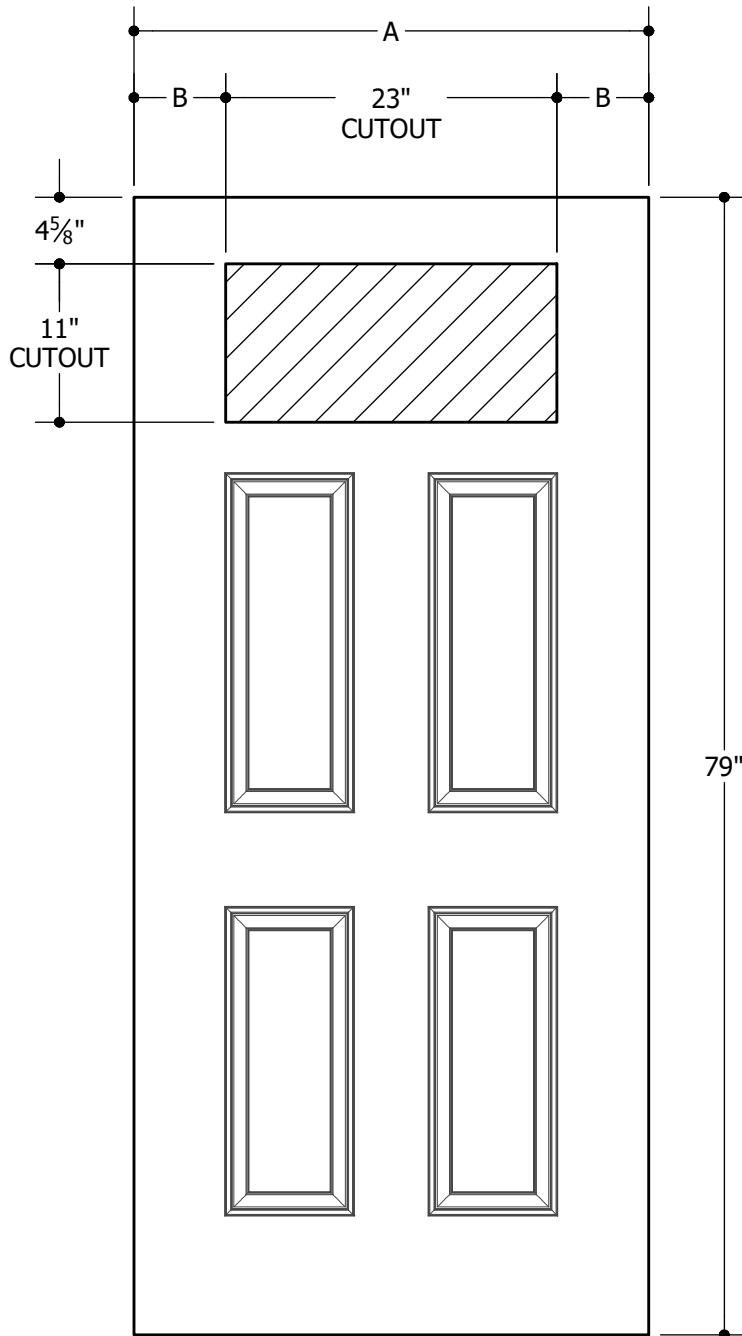
Filename: TM-GL-228-68 001

Revision: A

Date: 01-26-2017

Section XX XX.X.X

228 SERIES (22" X 10" GLASS INSERT SIZE) 2 OF 3
MASONITE™ SPEC*



6'8"	A	31-3/4"	2'8"
	B	4-3/8"	
6'8"	A	33-3/4"	2'10"
	B	5-3/8"	
6'8"	A	35-3/4"	3'0"
	B	6-3/8"	

Options:
BELLEVILLE® FIBERGLASS DOORS

Note:

1. Overall Length and Width Dimensions are +/- 1/16 inch

*Available as Prem Spec

www.masonite.com

© 2017 Masonite International Corporation. All Rights Reserved.

Our continuing program of product improvement makes specifications, design and product detail subject to change without notice.

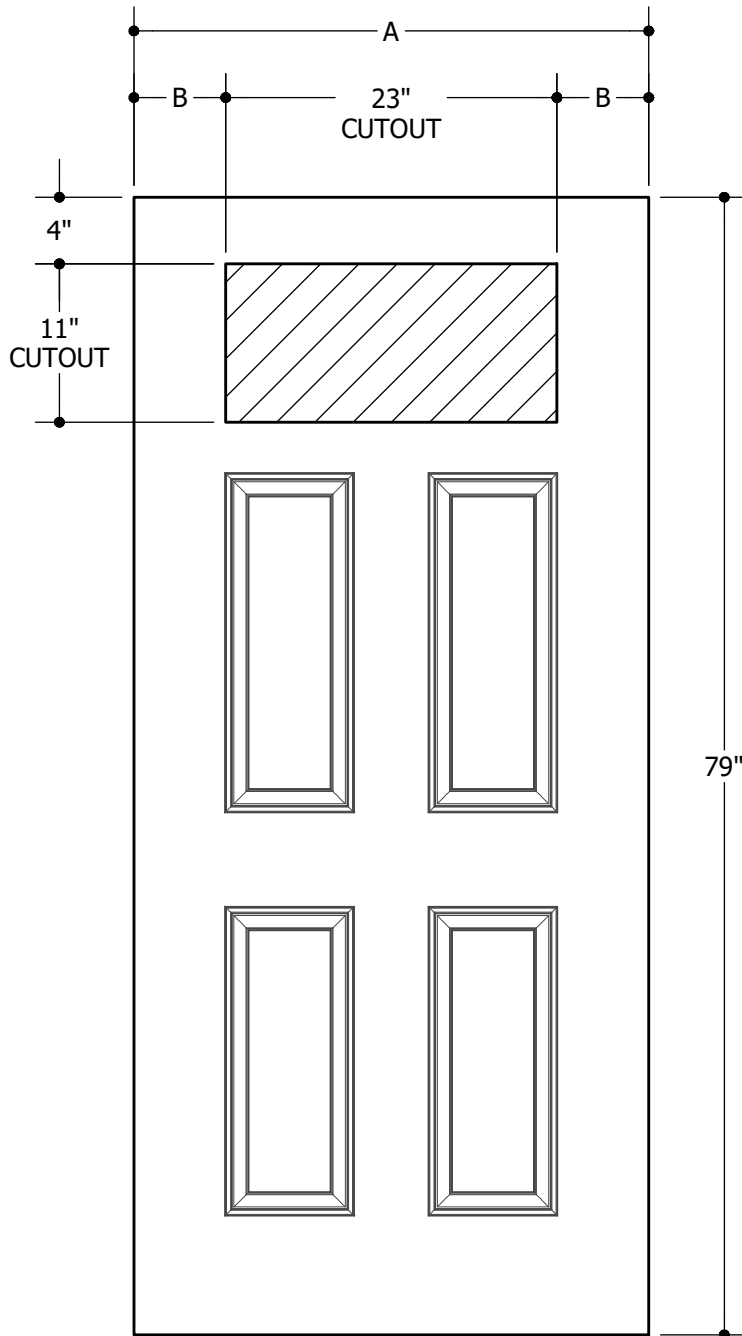
Filename: TM-GL-228-68 002

Revision: A

Date: 01-26-2017

Section XX XX.X.X

228 SERIES (22" X 10" GLASS INSERT SIZE) 3 OF 3
MASONITE™ SPEC*



6'8"	A	31-3/4"	2'8"
	B	4-3/8"	
6'8"	A	33-3/4"	2'10"
	B	5-3/8"	
6'8"	A	35-3/4"	3'0"
	B	6-3/8"	

Options:
OAKCRAFT® FIBERGLASS DOORS

Note:

1. Overall Length and Width Dimensions are +/- 1/16 inch

*Available as Prem Spec

www.masonite.com

© 2017 Masonite International Corporation. All Rights Reserved.

Our continuing program of product improvement makes specifications, design and product detail subject to change without notice.

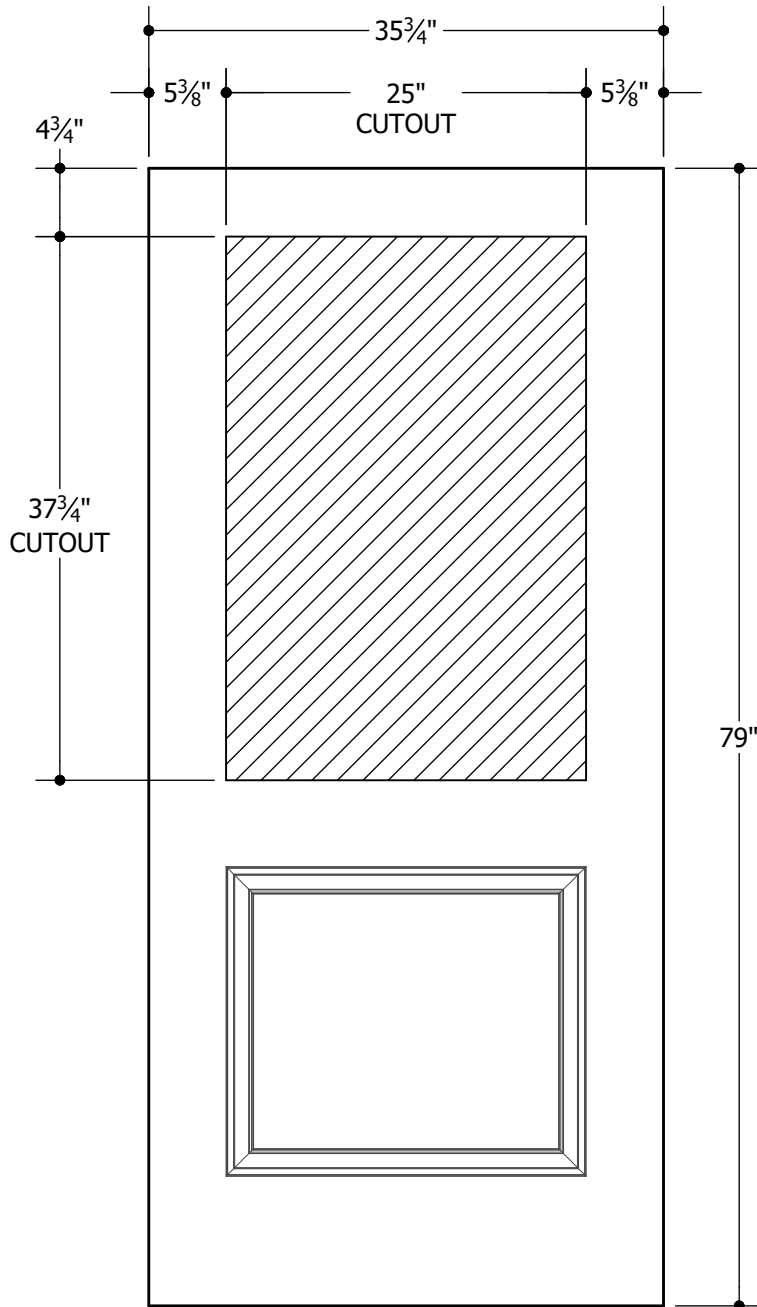
Filename: TM-GL-228-68 003

Revision: A

Date: 01-26-2017

Section XX XX.X.X

246 SERIES (24" X 36³/₄" HALF LITE GLASS INSERT)
MASONITE™ SPEC*



Options:

BARRINGTON® SIERRA FIBERGLASS DOORS

Note:

1. Overall Length and Width Dimensions are +/- 1/16 inch
2. To be used for Wrought Iron Frames Only.

*Available as Prem Spec

www.masonite.com

© 2017 Masonite International Corporation. All Rights Reserved.

Our continuing program of product improvement makes specifications, design and product detail subject to change without notice.

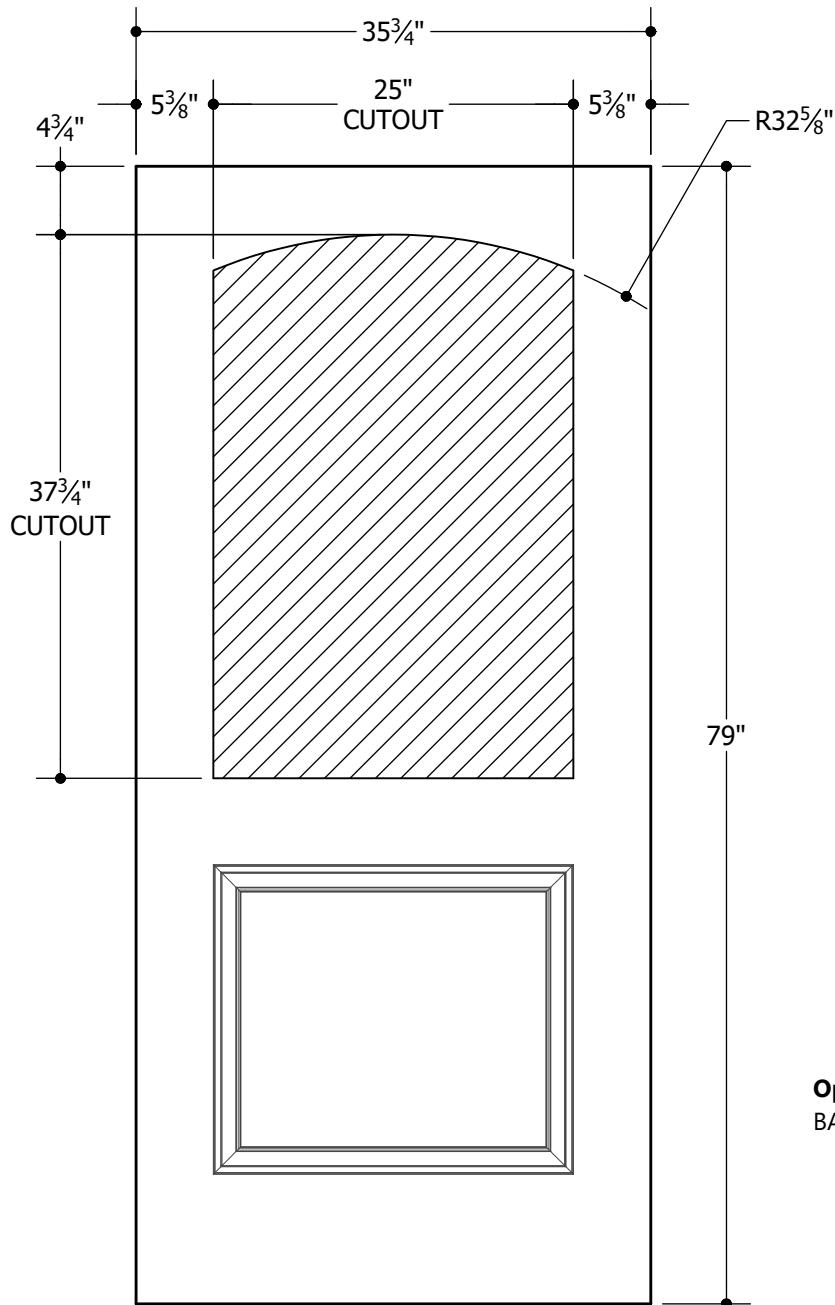
Filename: TM-GL-246-68 001

Revision: B

Date: 04-12-2019

Section XX XX.X.X

247 SERIES (24" X 36-³/₄" HALF LITE CAMBER TOP GLASS INSERT) 1 OF 2
MASONITE™ SPEC*



Options:

BARRINGTON® SIERRA FIBERGLASS DOORS

Note:

1. Overall Length and Width Dimensions are +/- 1/16 inch
2. To be used for Wrought Iron Frames Only.

*Available as Prem Spec

www.masonite.com

© 2017 Masonite International Corporation. All Rights Reserved.

Our continuing program of product improvement makes specifications, design and product detail subject to change without notice.

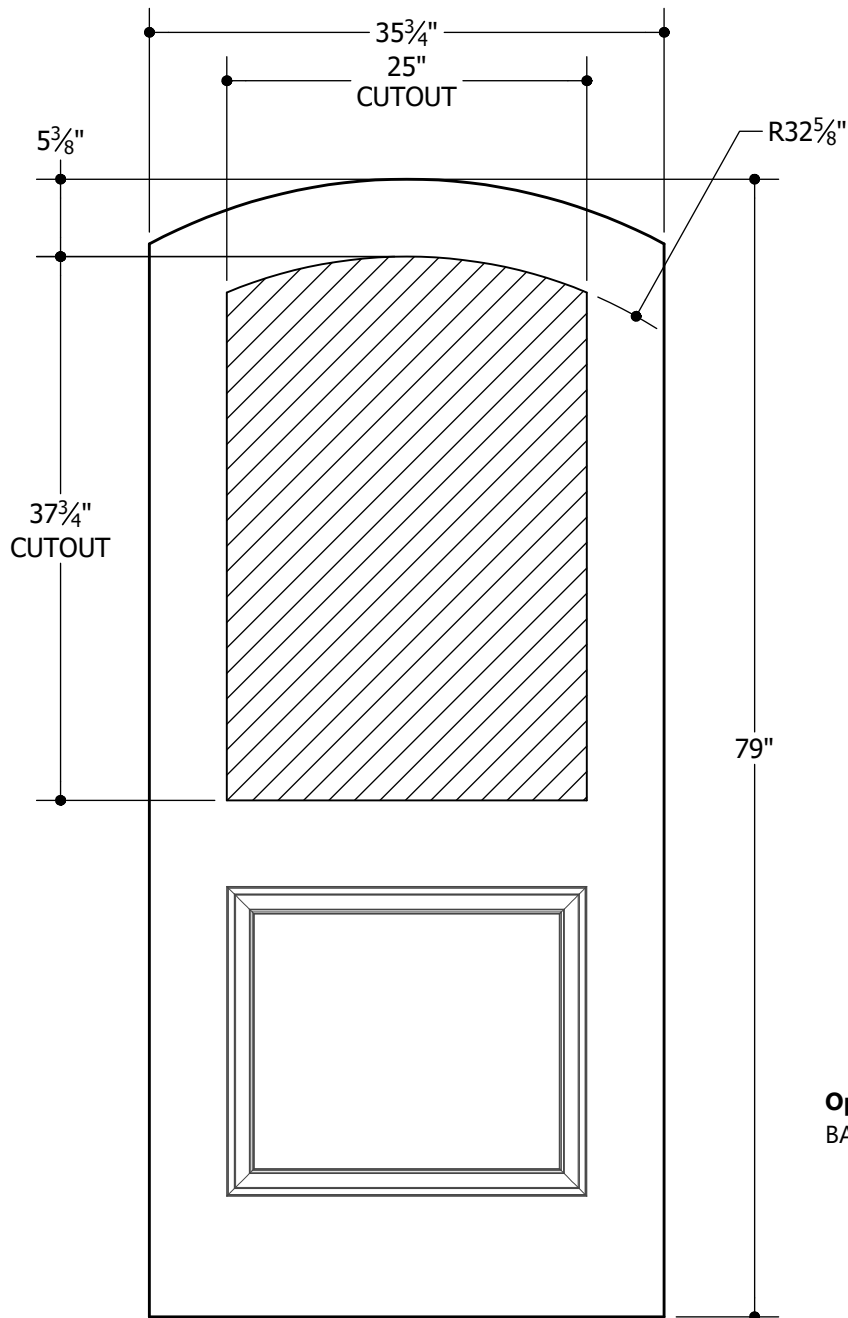
Filename: TM-GL-247-68 001

Revision: B

Date: 04-12-2019

Section XX XX.X.X

247 SERIES (24" X 36-³/₄" HALF LITE CAMBER TOP GLASS INSERT) 2 OF 2
MASONITE™ SPEC*



Options:

BARRINGTON® SIERRA FIBERGLASS DOORS

Note:

1. Overall Length and Width Dimensions are +/- 1/16 inch
2. To be used for Wrought Iron Frames Only.

*Available as Prem Spec

www.masonite.com

© 2017 Masonite International Corporation. All Rights Reserved.

Our continuing program of product improvement makes specifications, design and product detail subject to change without notice.

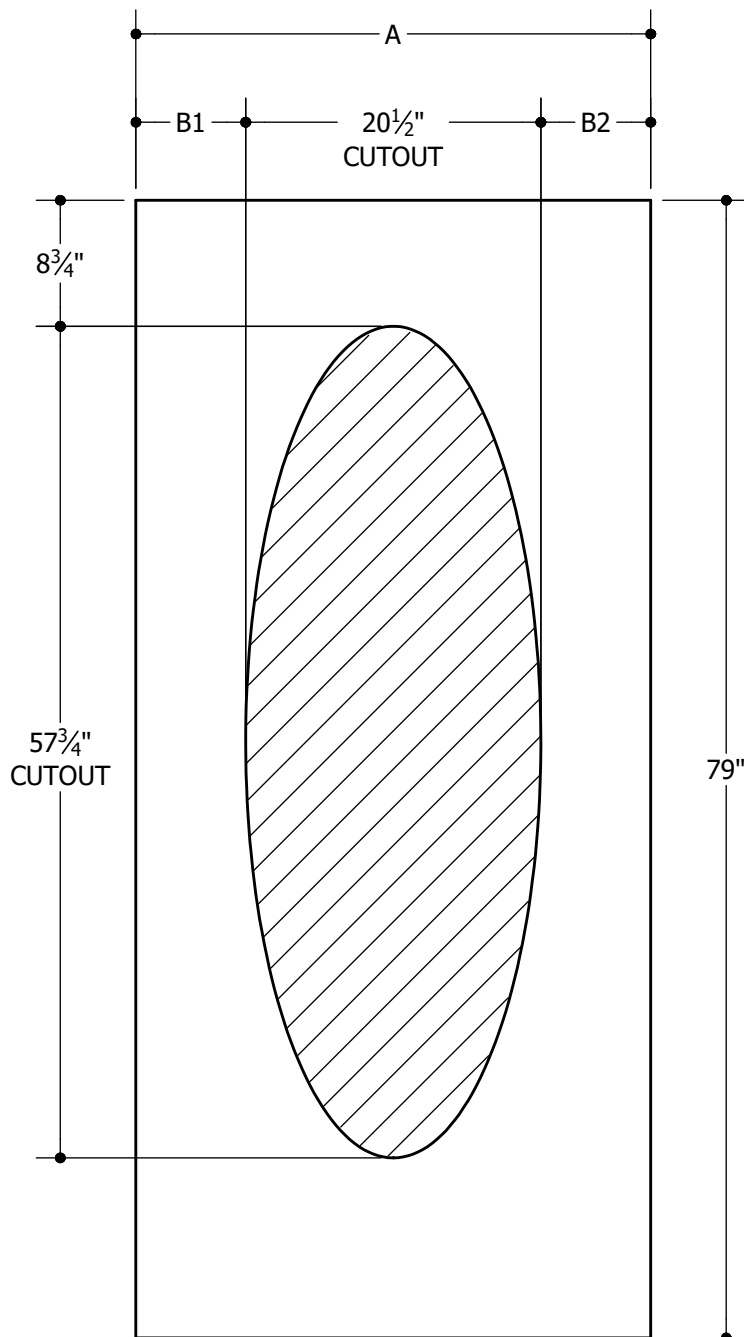
Filename: TM-GL-247-68 002

Revision: B

Date: 04-12-2019

Section XX XX.X.X

300 SERIES (19-1/2" X 56-3/4" GLASS INSERT) 1 OF 2
MASONITE™ SPEC*



6'8"	A	29-3/4"	2'6"
	B1	5"	
	B2	4-1/4"	
6'8"	A	31-3/4"	2'8"
	B1	5-5/8"	
	B2	5-5/8"	
6'8"	A	33-3/4"	2'10"
	B1	6-5/8"	
	B2	6-5/8"	
6'8"	A	35-3/4"	3'0"
	B1	7-5/8"	
	B2	7-5/8"	

Options:

BELLEVILLE® FIBERGLASS DOORS
OAKCRAFT® FIBERGLASS DOORS
WOOD OR METAL-EDGE DOORS

Note:

1. Overall Length and Width Dimensions are +/- 1/16 inch
2. For Radius Detail, see page 2 of 2 of the 300 series.

*Available as Prem Spec

www.masonite.com

© 2017 Masonite International Corporation. All Rights Reserved.

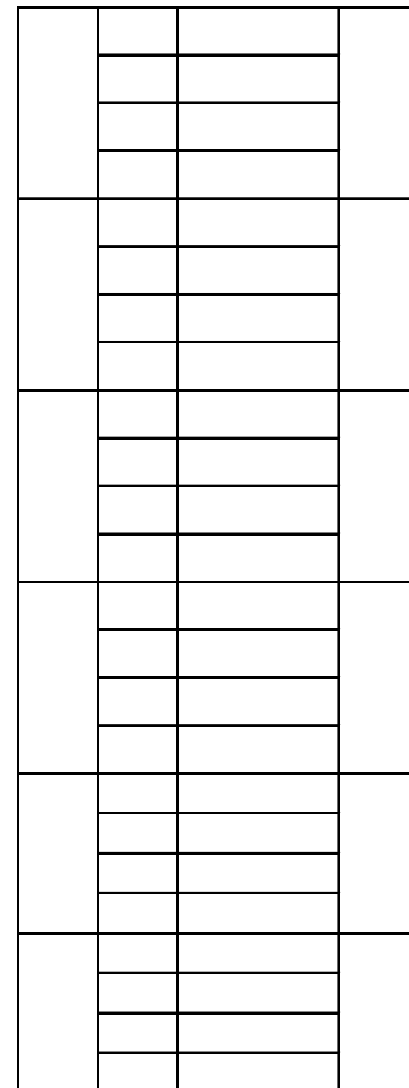
Our continuing program of product improvement makes specifications, design and product detail subject to change without notice.

Filename: TM-GL-300-68 001

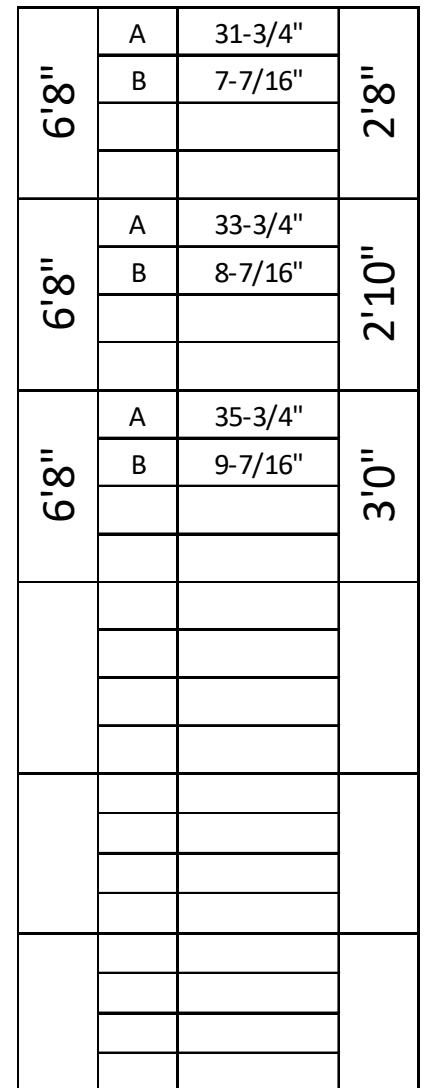
Revision: A

Date: 01-26-2017

Section XX XX.X.X



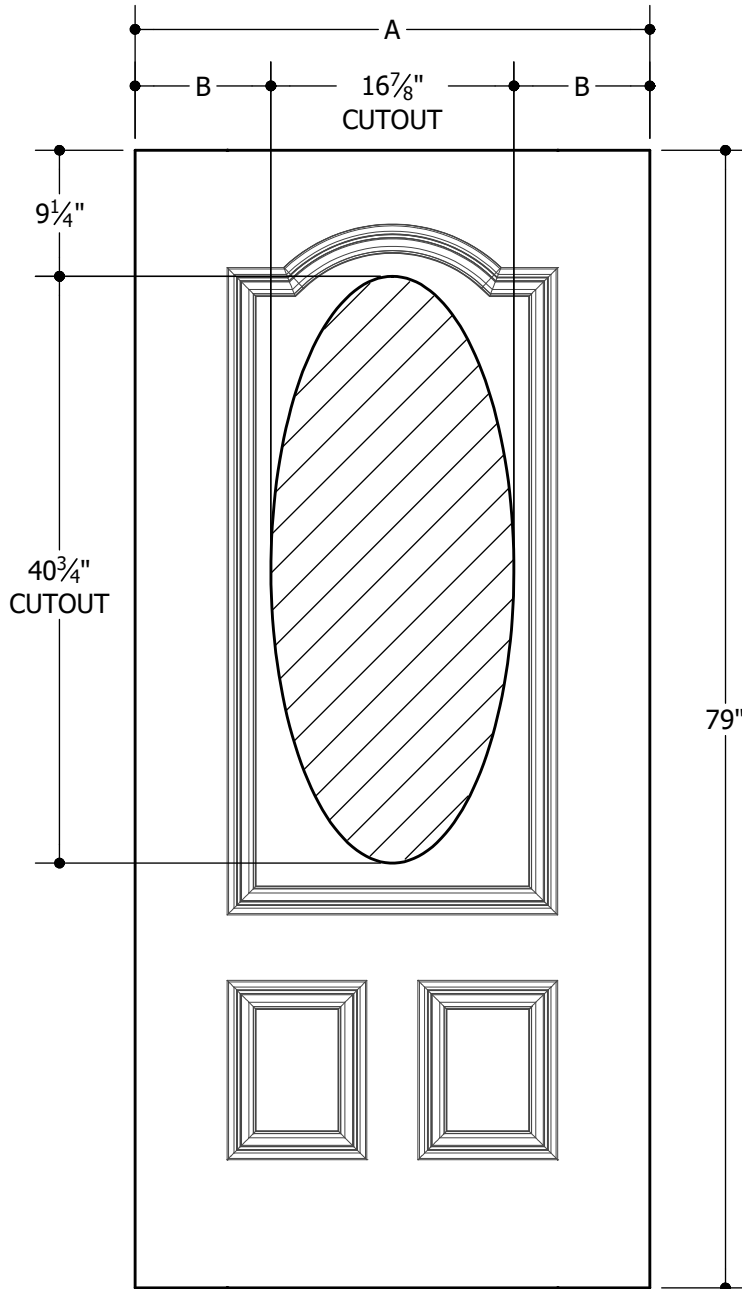
Section XX XX.X.X



BELLEVILLE® FIBERGLASS DOORS
WOOD OR METAL-EDGE STEEL DOORS

Section XX XX.X.X

304/305 SERIES (15-7/8" X 39-3/4" GLASS INSERT SIZE) 2 OF 3
MASONITE™ SPEC*



6'8"	A	31-3/4"	2'8"
	B	7-7/16"	
6'8"	A	33-3/4"	2'10"
	B	8-7/16"	
6'8"	A	35-3/4"	3'0"
	B	9-7/16"	

Options:
OAKCRAFT® FIBERGLASS DOORS

Note:

1. Overall Length and Width Dimensions are +/- 1/16 inch
2. For Radius Detail, see page 3 of 3 of the 304/305 series.

*Available as Prem Spec

www.masonite.com

© 2017 Masonite International Corporation. All Rights Reserved.

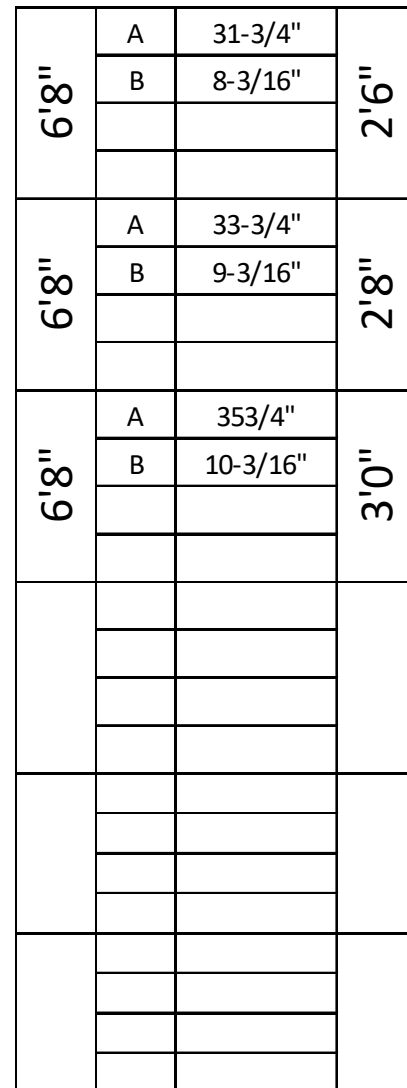
Our continuing program of product improvement makes specifications, design and product detail subject to change without notice.

Filename: TM-GL-304 305-68 002

Revision: A

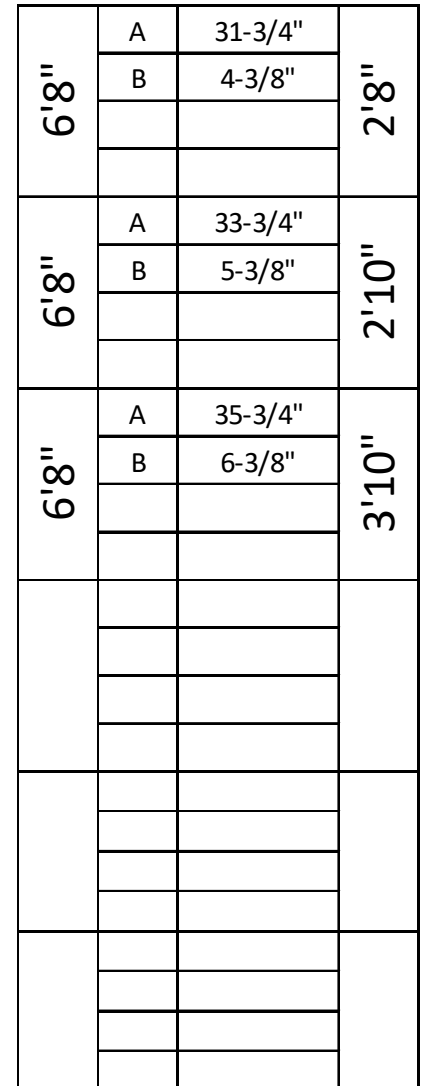
Date: 01-27-2017

Section XX XX.X.X



BELLEVILE® FIBERGLASS DOORS
WOOD OR METAL-EDGE STEELS DOORS

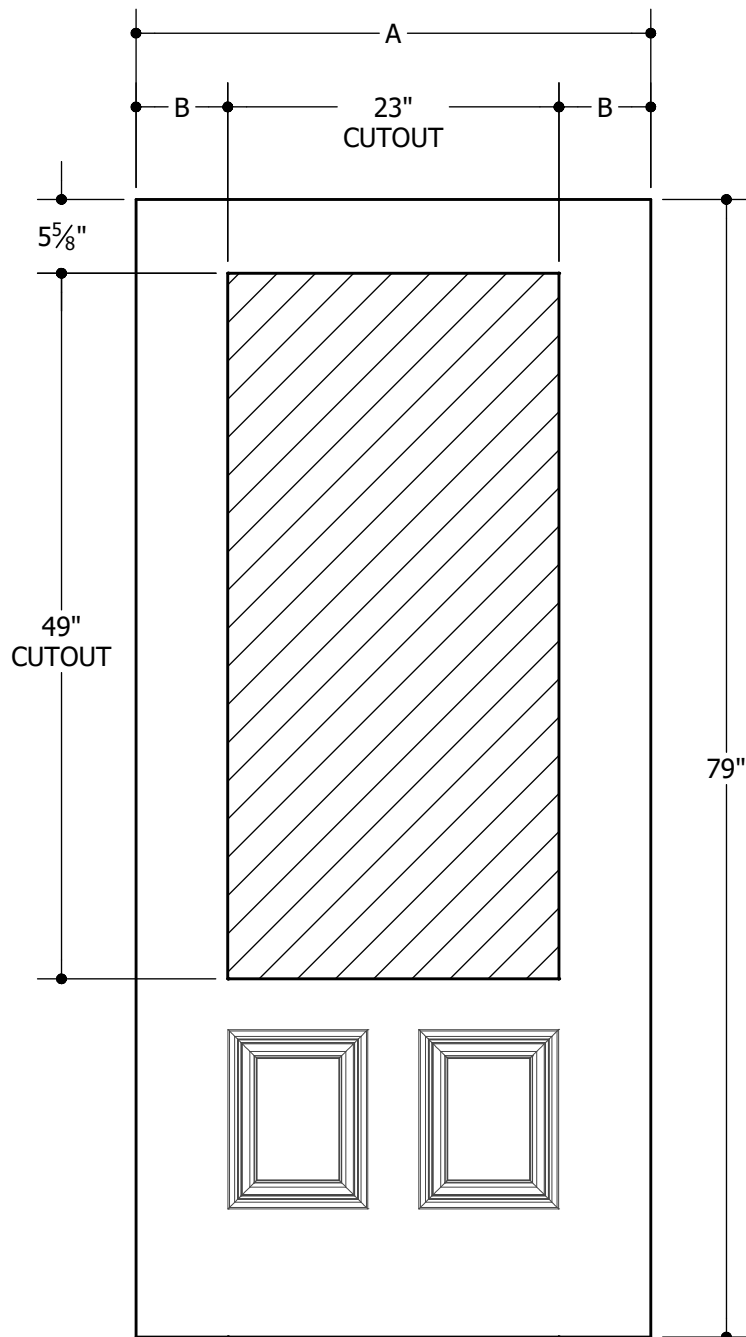
Section XX XX.X.X



BELLEVILLE® FIBERGLASS DOORS
WOOD OR METAL-EDGE STEEL DOORS

Section XX XX.X.X

404 SERIES (22" X 48" GLASS INSERT SIZE) 2 OF 2
MASONITE™ SPEC*



6'8"	A	31-3/4"	2'8"
	B	4-3/8"	
6'8"	A	33-3/4"	2'10"
	B	5-3/8"	
6'8"	A	35-3/4"	3'10"
	B	6-3/8"	

Options:
OAKCRAFT® FIBERGLASS DOORS

Note:

1. Overall Length and Width Dimensions are +/- 1/16 inch

*Available as Prem Spec

www.masonite.com

© 2017 Masonite International Corporation. All Rights Reserved.

Our continuing program of product improvement makes specifications, design and product detail subject to change without notice.

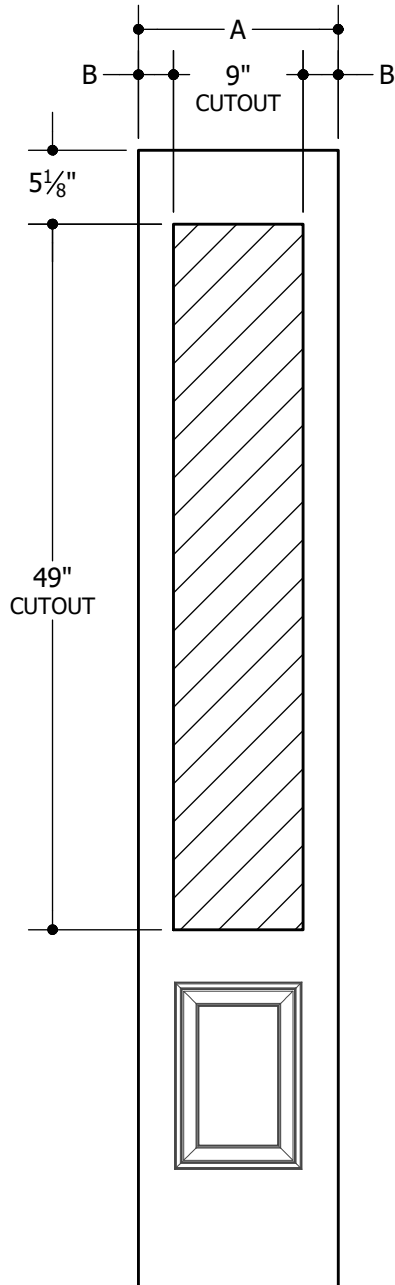
Filename: TM-GL-404-68 002

Revision: B

Date: 06-15-2017

Section XX XX.X.X

450 SERIES (8" X 48" GLASS INSERT SIZE) 1 OF 2
MASONITE™ SPEC*



6'8"	A	11-7/8"	12"
	B	1-7/16"	
6'8"	A	13-7/8"	14"
	B	2-7/16"	

Options:

BELLEVILLE® FIBERGLASS SIDELITES
WOOD-EDGE STEEL SIDELITES

Note:

1. Overall Length and Width Dimensions are +/- 1/16 inch

*Available as Prem Spec

www.masonite.com

© 2017 Masonite International Corporation. All Rights Reserved.

Our continuing program of product improvement makes specifications, design and product detail subject to change without notice.

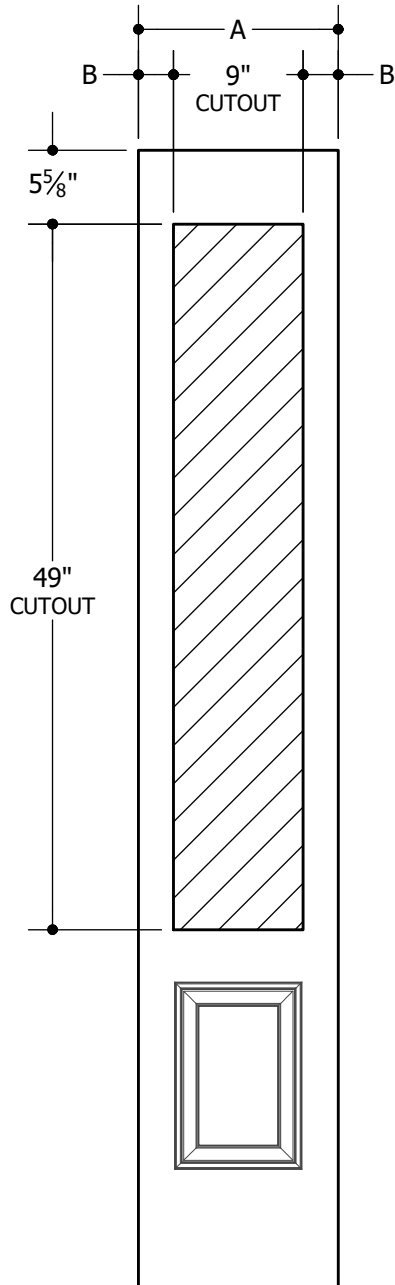
Filename: TM-GL-450-68-001

Revision: B

Date: 06-15-2017

Section XX XX.X.X

450 SERIES (8" X 48" GLASS INSERT SIZE) 2 OF 2
MASONITE™ SPEC*



6'8"	A	11-7/8"	12"
	B	1-7/16"	
6'8"	A	13-7/8"	14"
	B	2-7/16"	

Options:
OAKCRAFT® FIBERGLASS SIDELITES

Note:

1. Overall Length and Width Dimensions are +/- 1/16 inch

*Available as Prem Spec

www.masonite.com

© 2017 Masonite International Corporation. All Rights Reserved.

Our continuing program of product improvement makes specifications, design and product detail subject to change without notice.

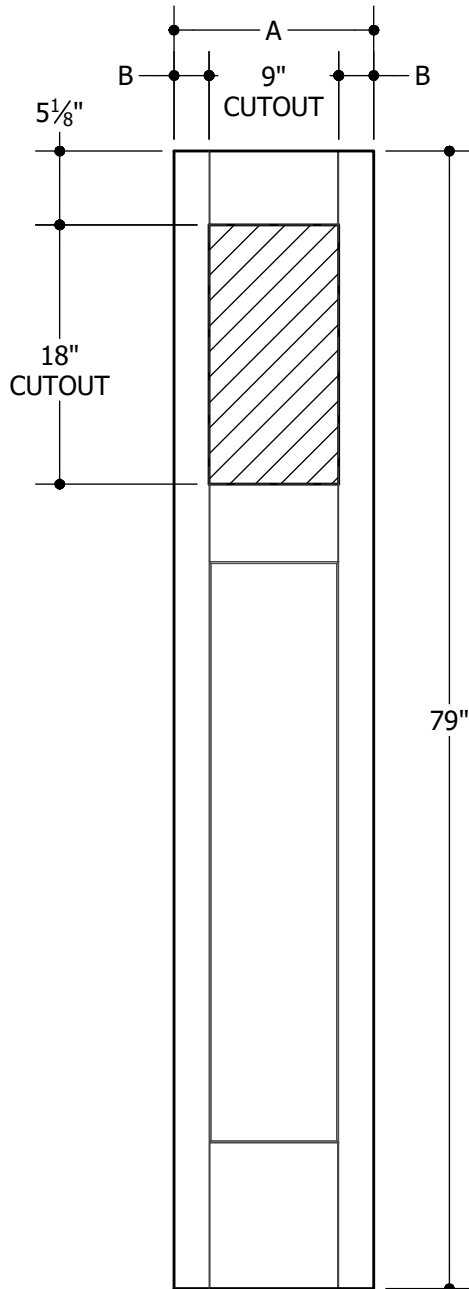
Filename: TM-GL-450-68-002

Revision: B

Date: 06-15-2017

Section XX XX.X.X

617 SERIES (8" X 17" GLASS INSERT SIZE)
MASONITE™ SPEC*



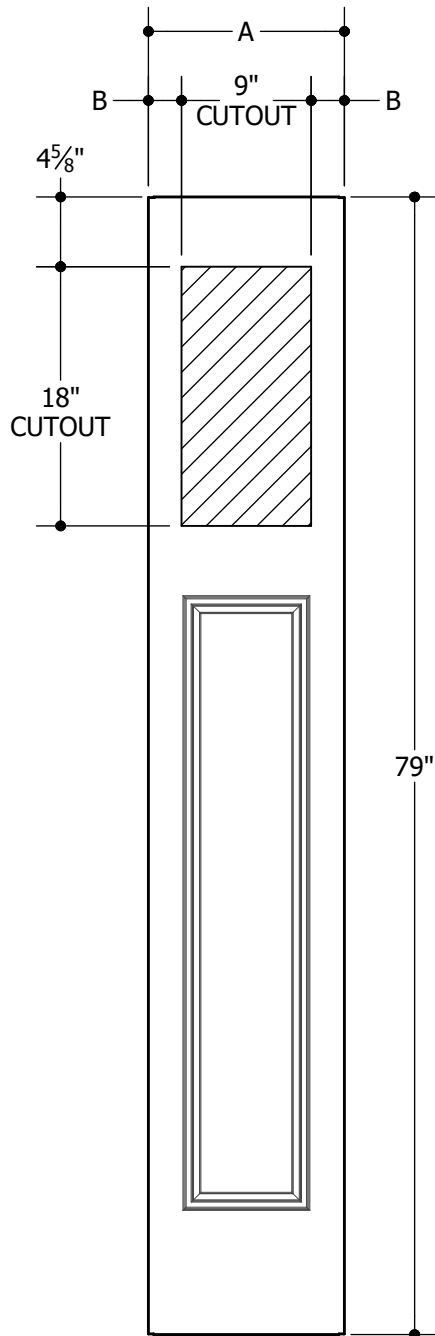
6'8"	A	11-7/8"	1'0"
	B	1-7/16"	
6'8"	A	13-7/8"	1'2"
	B	2-7/16"	

Options:
HERITAGE CRAFTSMAN® FIBERGLASS DOORS

Note:

1. Overall Length and Width Dimensions are +/- 1/16 inch

617 SERIES (8" X 17" GLASS INSERT SIZE)
MASONITE™ SPEC*



6'8"	A	11-7/8"	12"
	B	2-7/8"	
6'8"	A	13-7/8"	14"
	B	4-7/8"	

Options:

STEEL CRAFTSMAN SIDELITE WOOD & STEEL EDGE

Note:

1. Overall Length and Width Dimensions are +/- 1/16 inch

2. Cutout is Centered on Width

*Available as Prem Spec

www.masonite.com

© 2017 Masonite International Corporation. All Rights Reserved.

Our continuing program of product improvement makes specifications, design and product detail subject to change without notice.

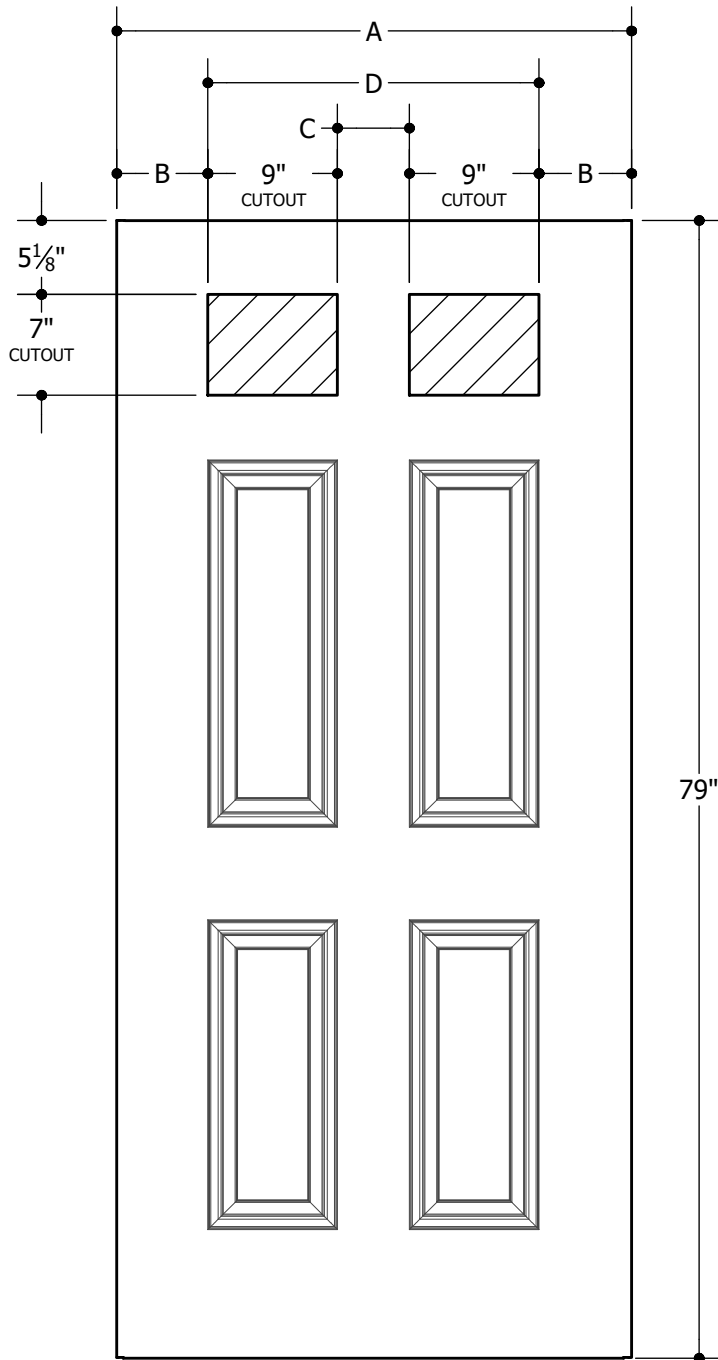
Filename: TM-GL-617-68 001

Revision: C

Date: 06-22-2018

Section XX XX.X.X

680 SERIES (8" X 6" GLASS INSERT SIZE) 1 OF 2
MASONITE™ SPEC*



6'8"	A	29-3/4"	2'6"
	B	4-3/8"	
	C	3"	
	D	21"	
6'8"	A	29-3/4"	2'8"
	B	4-3/8"	
	C	5"	
	D	23"	
6'8"	A	31-3/4"	2'10"
	B	5-3/8"	
	C	5"	
	D	23"	
6'8"	A	35-3/4"	3'0"
	B	6-3/8"	
	C	5"	
	D	23"	

Options:
WOOD OR METAL-EDGE STEEL DOORS

Note:

1. Overall Length and Width Dimensions are +/- 1/16 inch

*Available as Prem Spec

www.masonite.com

© 2017 Masonite International Corporation. All Rights Reserved.

Our continuing program of product improvement makes specifications, design and product detail subject to change without notice.

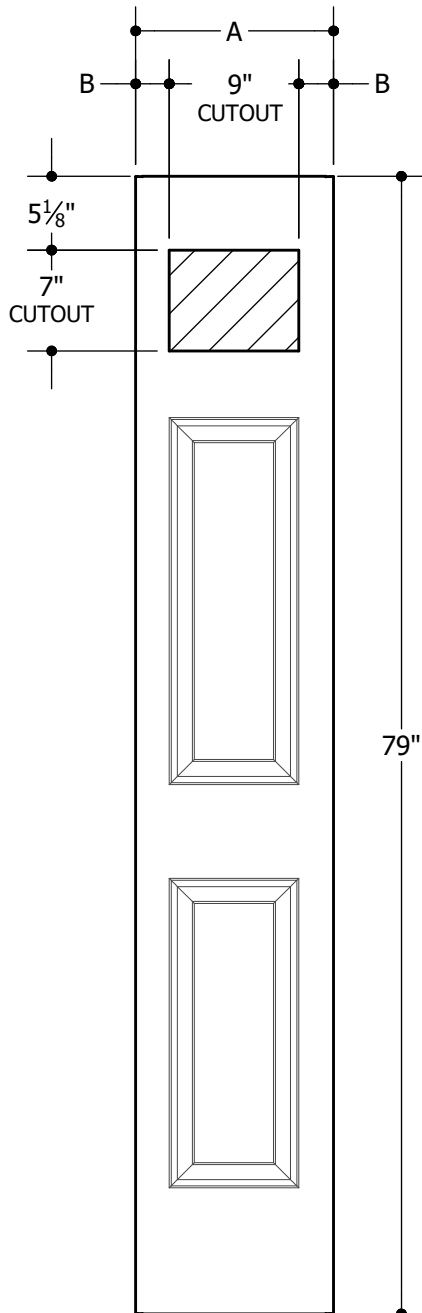
Filename: TM-GL-680-68 001

Revision: B

Date: 06-15-2017

Section XX XX.X.X

680 SERIES (8" X 6" GLASS INSERT SIZE) 2 OF 2
MASONITE™ SPEC*



6'8"	A	11-7/8"	12"
	B	1-7/16"	
6'8"	A	13-7/8"	14"
	B	2-7/16"	

Options:
METAL-EDGE STEEL SIDELITE

Note:

1. Overall Length and Width Dimensions are +/- 1/16 inch

*Available as Prem Spec

www.masonite.com

© 2017 Masonite International Corporation. All Rights Reserved.

Our continuing program of product improvement makes specifications, design and product detail subject to change without notice.

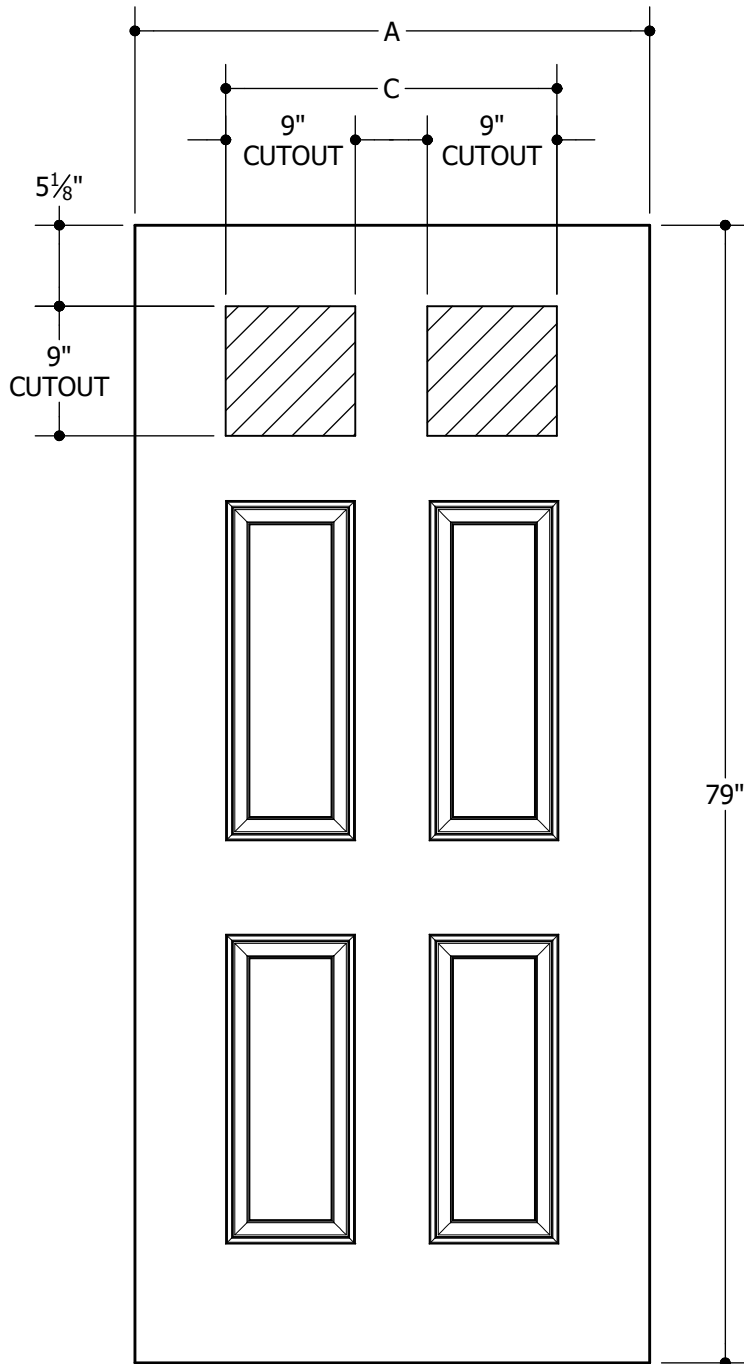
Filename: TM-GL-680-68-002

Revision: B

Date: 06-15-2017

Section XX XX.X.X

682 SERIES (8" X 8" GLASS INSERT) 1 OF 2
MASONITE™ SPEC*



6'8"	A	29-3/4"	2'6"
	B	4-3/8"	
	C	21"	
6'8"	A	31-3/4"	2'8"
	B	4-3/8"	
	C	23"	
6'8"	A	33-3/4"	2'10"
	B	5-3/8"	
	C	23"	
6'8"	A	35-3/4"	3'0"
	B	6-3/8"	
	C	23"	

Options:
BELLEVILLE FIBERGLASS DOORS

Note:

1. Overall Length and Width Dimensions are +/- 1/16 inch

*Available as Prem Spec

www.masonite.com

© 2017 Masonite International Corporation. All Rights Reserved.

Our continuing program of product improvement makes specifications, design and product detail subject to change without notice.

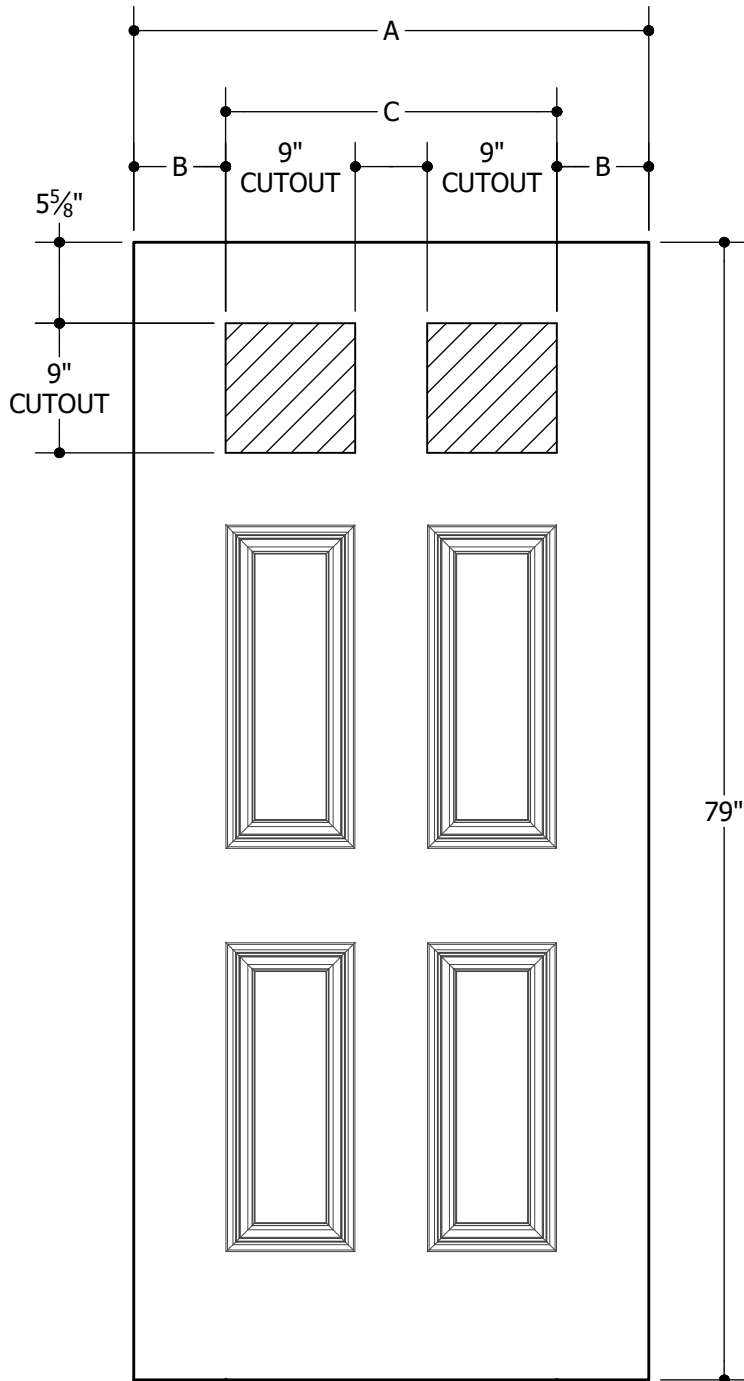
Filename: TM-GL-682-68 001

Revision: A

Date: 3-26-2018

Section XX XX.X.X

682 SERIES (8" X 8" GLASS INSERT) 2 OF 2
MASONITE™ SPEC*



6'8"	A	29-3/4"	2'6"
	B	4-5/16"	
	C	21-1/8"	
6'8"	A	31-3/4"	2'8"
	B	5-5/16"	
	C	21-1/8"	
6'8"	A	31-3/4"	2'8"
	B	4-5/16"	
	C	23-1/8"	
6'8"	A	33-3/4"	2'10"
	B	5-5/16"	
	C	23-1/8"	
6'8"	A	35-3/4"	3'0"
	B	6-5/16"	
	C	23-1/8"	

Options:
OAKCRAFT® FIBERGLASS DOORS

Note:

1. Overall Length and Width Dimensions are +/- 1/16 inch

*Available as Prem Spec

www.masonite.com

© 2017 Masonite International Corporation. All Rights Reserved.

Our continuing program of product improvement makes specifications, design and product detail subject to change without notice.

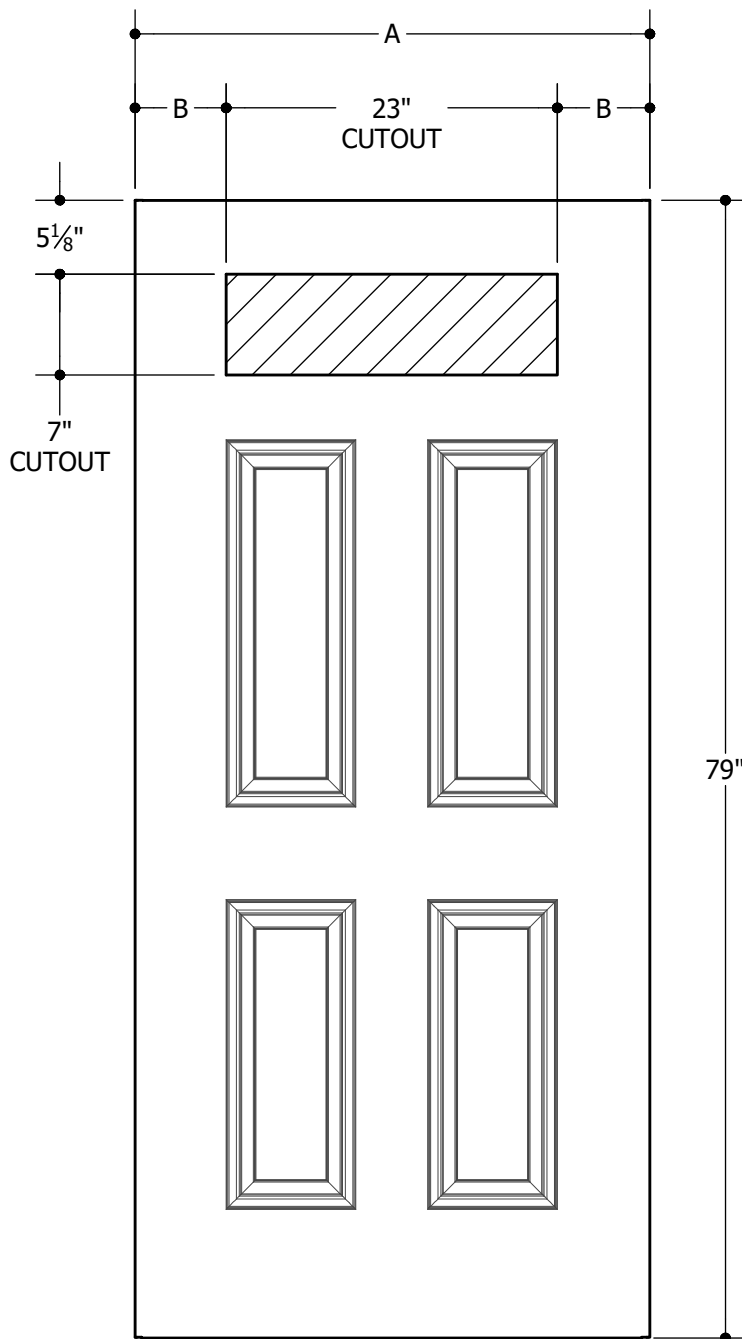
Filename: TM-GL-682-68 002

Revision: B

Date: 4-07-2019

Section XX XX.X.X

822 SERIES (22" X 6" GLASS INSERT SIZE)
MASONITE™ SPEC*



6'8"	A	31-3/4"	2'8"
	B	4-3/8"	
6'8"	A	33-3/4"	2'10"
	B	5-3/8"	
6'8"	A	35-3/4"	3'0"
	B	6-3/8"	

Options:
WOOD OR METAL-EDGE STEEL DOORS

Note:

1. Overall Length and Width Dimensions are +/- 1/16 inch

*Available as Prem Spec

www.masonite.com

© 2017 Masonite International Corporation. All Rights Reserved.

Our continuing program of product improvement makes specifications, design and product detail subject to change without notice.

Filename: TM-GL-822-68 001

Revision: B

Date: 06-15-2017

Section XX XX.X.X