

UNIT SUMMARY

The following is a schedule of the windows and doors for this project. For additional unit details, please see Line Item Quotes.

Additional charges, tax or Terms and Conditions may apply. Detail pricing is per unit.

NUMBER OF LINES: 2


TOTAL UNIT QTY: 15


LINE	MARK UNIT	PRODUCT LINE	ITEM	QTY
1	(C)CUSTOM 1PC UNIT	Elevate	Direct Glaze Rectangle RO 86" X 58" Entered as RO 86" X 58"	2
2	STD DH UNIT **	Elevate	Double Hung CN 3456 RO 34 1/2" X 56 1/4" Entered as CN 3456	13

LINE ITEM QUOTES

The following is a schedule of the windows and doors for this project. For additional unit details, please see Line Item Quotes. Additional charges, tax or Terms and Conditions may apply. Detail pricing is per unit.

Line #1	Mark Unit: (C)CUSTOM 1PC UNIT			
Qty: 2				

MARVIN




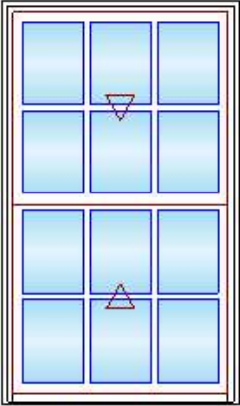
As Viewed From The Exterior

Entered As: RO
FS 85" X 57 1/2"
RO 86" X 58"
Egress Information
No Egress Information available.

Stone White Exterior
White Interior
Elevate Direct Glaze Rectangle
Rough Opening 86" X 58"
IG
Tempered Low E2 w/Argon
Stainless Perimeter and Spacer Bar
7/8" SDL - With Spacer Bar - Stainless
Rectangular - Special Cut 7W4H
Stone White Ext - White Int
Additional Mull Info: Stand Alone
4 9/16" Jambs
Nailing Fin DH/GL/DR Frame
***Note: Divided lite cut alignment may not be accurately represented in the OMS drawing. Please consult your local representative for exact specifications.
***Note: Unit Availability and Price is Subject to Change

Line #2	Mark Unit: STD DH UNIT **			
Qty: 13				

MARVIN



As Viewed From The Exterior

Entered As: CN
CN 3456
FS 33 1/2" X 55 3/4"
RO 34 1/2" X 56 1/4"
Egress Information
Width: 30 3/8" Height: 22 31/32"
Net Clear Opening: 4.85 SqFt

Stone White Exterior
White Interior
Elevate Double Hung
CN 3456
Rough Opening 34 1/2" X 56 1/4"
Top Sash
Stone White Exterior
White Interior
IG
Low E2 w/Argon
Stainless Perimeter and Spacer Bar
7/8" SDL - With Spacer Bar - Stainless
Rectangular - Standard Cut 3W2H
Stone White Ext - White Int
Bottom Sash
Stone White Exterior
White Interior
IG
Low E2 w/Argon
Stainless Perimeter and Spacer Bar
7/8" SDL - With Spacer Bar - Stainless
Rectangular - Standard Cut 3W2H
Stone White Ext - White Int
White Weather Strip Package
1 White Sash Lock
Exterior Aluminum Screen
Stone White Surround
Bright View Mesh
4 9/16" Jambs
Nailing Fin
***Note: Divided lite cut alignment may not be accurately represented in the OMS drawing. Please consult your local representative for exact specifications.
***Note: Unit Availability and Price is Subject to Change

PRODUCT AND PERFORMANCE INFORMATION

NFRC Ratings:

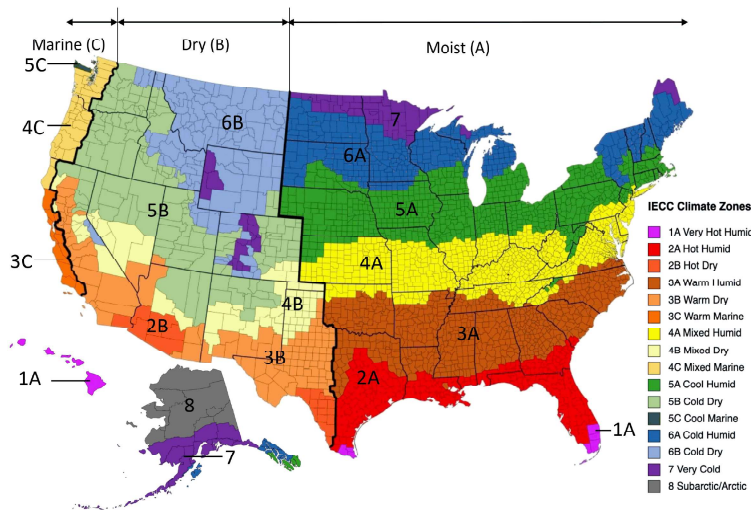
NFRC energy ratings may vary depending on the exact configuration of glass thickness used on the unit. NFRC energy values and ratings may change over time due to ongoing product changes, updated test results or requirements. NFRC values and ratings are finalized on the date of manufacture.

The National Fenestration Rating Council (NFRC) has developed and operates a uniform rating system for the energy performance of fenestration products, including windows, doors and skylights. For additional information regarding this rating system, see www.nfrc.org.

Code (residential, building or energy) Compliance:

Determining the suitability and compliance with state, provincial, local, or other applicable building codes or standards, including energy codes, is the responsibility of the buyer, user, architect, contractor, installer, and/or other construction professional.

2021 IECC Climate Zone Map:



ENERGY STAR Version 7 Climate Zone Map:

