

# Quarterly Report

## Public Works & Utilities

### Departments





Town Council Meeting Date:

3<sup>RD</sup>. Quarter FY-2025:

Please accept this as the quarterly report for the **Public Works & Utilities** departments.

#### Project Progress:

- The Town staff upgraded the flagpole site at the cemetery. After removing the grassy area new white gravel was applied and the concrete border was painted white.





- The town's Land Maintenance crew extended the pollinator garden by the Dog Park. This included removing the old garden, applying topsoil, and finishing the site.



- The ice storm during February resulted in over 50 tons of trees, limbs, and brush being disposed of. This storm left extensive damage in Eva Walker Park that the crews had to clean up and remove.



- The Street crew prepared an additional playground area at Rady Park.



- Snow Storm Blair left in its wake in January, approximately 9" of snow, and the frigid temperatures made it harder for crews to make the roads safe again.
- 4 Burial permits issued: Jan. 1 Feb. 2 Mar. 1

#### **Walkability Study Repairs included:**

- We had a contractor add a sidewalk on Haiti Street. Then our crews finished the site to grade.



#### **Public Utilities:**

- Staff worked with VDOT in measuring man access holes for an upcoming paving project in Warrenton Lakes.
- 3 Water Main Breaks: 2 after-hours emergency call-ins.
- Repaired a 12" water main break at the Mountain tank.

#### **Meter Dept:**

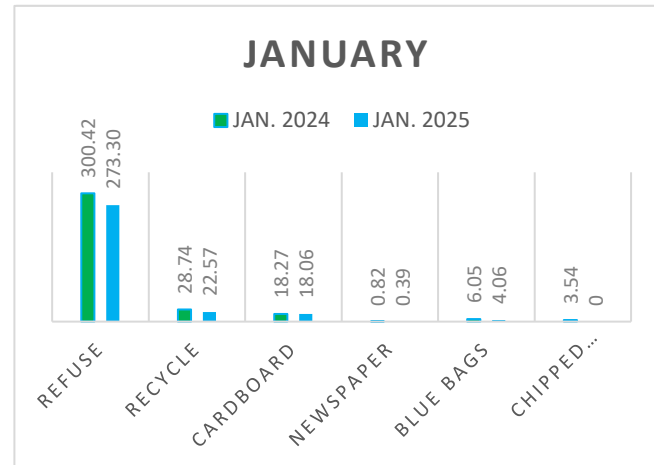
- 0 Meter installed. 0 Meters replaced. 54 Read & Transfer.
- 4 Water connections issued. 2 Sewer connections issued
- 13 Water cut-ons/off.
- 0 Meter registers replaced.



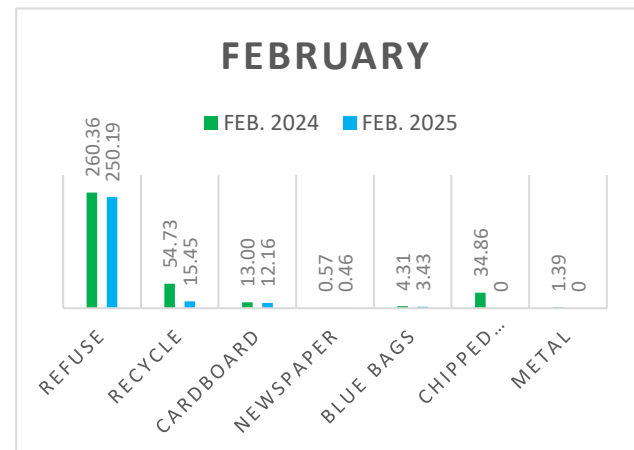
## Charts and information:

### 3RD. QTR. OF FY25 TONNAGES FOR REFUSE & RECYCLING

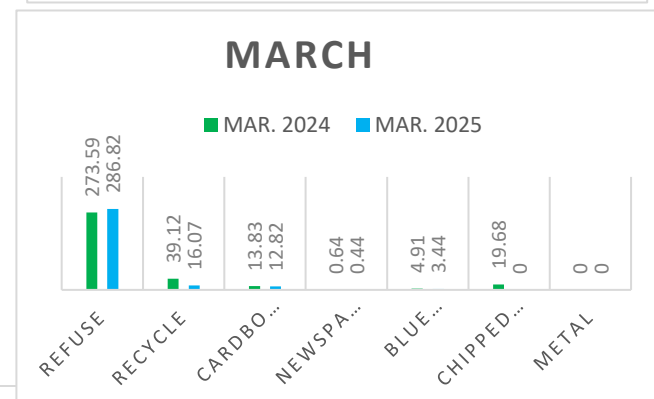
	JAN. 2024	JAN. 2025
Refuse	300.42	273.30
Recycle	28.74	22.57
Cardboard	18.27	18.06
Newspaper	0.82	0.39
Blue Bags	6.05	4.06
Chipped Brush	3.54	0



	FEB. 2024	FEB. 2025
Refuse	260.36	250.19
Recycle	54.73	15.45
Cardboard	13.00	12.16
Newspaper	0.57	0.46
Blue Bags	4.31	3.43
Chipped Brush	34.86	0
Metal	1.39	0



	MAR. 2024	MAR. 2025
Refuse	273.59	286.82
Recycle	39.12	16.07
Cardboard	13.83	12.82
Newspaper	0.64	0.44
Blue Bags	4.91	3.44
Chipped Brush	19.68	0
Metal	0	0



Chipped Brush	19.68	0
Metal	0	0

**Data:**

**Taps Committed & Available for Sale:**

(Based on the December 2002 Capacity and Growth Evaluation, Performed by Whitman & Requardt & Associates)

<b>Residential:</b>	Jan.	Feb.	Mar.
In-Town Water	<u>807.5</u>	<u>818.5</u>	<u>805.5</u>
In Town Sewer	<u>695</u>	<u>705</u>	<u>693</u>
Out of Town Water	<u>263</u>	<u>276</u>	<u>261</u>
Out of Town Sewer	<u>268</u>	<u>273</u>	<u>268</u>

**Commercial:**

	Jan.	Feb.	Mar.
In-Town Water	<u>347</u>	<u>348</u>	<u>347</u>
In Town Sewer	<u>361</u>	<u>362</u>	<u>361</u>
Out of Town Water	<u>15</u>	<u>15</u>	<u>15</u>
Out of Town Sewer	<u>15</u>	<u>15</u>	<u>15</u>

Water & Sewer residential taps sold: 4

Jan. 0

Feb. 3 1 in Town Water & Sewer. 2 out of Town Water.

Mar. 1 In Town Water.

**Water Treatment Plant:**

	Jan.	Feb.	Mar.
Total gallons pumped (All Sources):	<u>33,658,528</u>	<u>29,585,730</u>	<u>34,222,554</u>
Average gallons per day:	<u>1,085,759</u>	<u>954,378</u>	<u>1,103,953</u>
Total gals. pumped same month last year:	<u>31,131,830</u>	<u>28,962,393</u>	<u>30,009,514</u>
Average gallons per day:	<u>1,004,253</u>	<u>934,271</u>	<u>968,049</u>

**Wastewater Treatment Plant:**

	Jan.	Feb.	Mar.
Total gals. flow through the sewage plant:	<u>47,470,000</u>	<u>56,001,000</u>	<u>47,800,000</u>
Average gallons per day:	<u>1,531,290</u>	<u>1,806,484</u>	<u>1,541,935</u>
Total gals. flow during the same month last year:	<u>63,870,000</u>	<u>52,650,000</u>	<u>59,890,000</u>
Average gallons per day:	<u>2,060,323</u>	<u>1,698,387</u>	<u>1,931,935</u>
Total inches rainfall:	<u>.2 In.</u>	<u>9.85 In.</u>	<u>1.1</u>

**DEQ Report of Operation Report:**

<b>Jan.</b>	<b>2024</b>	<b>2025</b>
Reported Water Connections:	<u>5,035</u>	<u>5,049</u>
People served:	<u>11,832</u>	<u>11,865</u>
<b>Feb.</b>	<b>2024</b>	<b>2025</b>
Reported Water Connections:	<u>5,027</u>	<u>5,038</u>
People served:	<u>11,813</u>	<u>11,839</u>
<b>Mar.</b>	<b>2024</b>	<b>2025</b>
Reported Water Connections:	<u>5,029</u>	<u>5,041</u>
People served:	<u>11,818</u>	<u>11,855</u>