

# Quarterly Report

## Public Works & Utilities

### Departments



Town Council Meeting Date:

Second Quarter FY-2025:

Please accept this as the quarterly report for the **Public Works & Utilities** departments.

#### Commendable Achievements:

- Numerous employees received their certifications for First Aid, CPR, and AED.


#### Outreach:

- Public Works held their first Cookies & Craft with the crew. And a Holiday Open House. This was for the citizens to be able to meet and talk with the various Departments at the Public Works & Utilities Dept's.



### Project Progress:

- Public Works & Utilities submitted an entry for the H.C. Pumpkin Painting Contest.



- A contractor erected the new steel building at the cemetery and our crews will complete the build.



- The Street crew decorated Main Street for the Christmas Holiday. This included decorating the tree at Court House Square.



- 4 Burial permits issued: Oct. 1 Nov. 2 Dec. 1
- 24 Right of Way Permit applied for this quarter last year: Oct. 12 Nov. 5 Dec. 7
- 50 Right of Way Permit applied for this quarter: Oct. 19 Nov. 18 Dec. 13

#### **Walkability Study Repairs included:**

- The Street Crew assisted the contractor with the 1<sup>st</sup>. Street Project for the patio/ bump-out. This included setting up the handicap ramp and then finishing the site.



#### **Public Utilities:**

- Staff moved water services for the Broadview Avenue Betterment Project at 5 broadview Ave.
- Staff moved the meter setters at several addresses on Haiti Street. This was to get the meters away from the site of the upcoming new sidewalk being installed.
- Staff moved the water service at the Warrenton Aquatic and Recreation Facility. This work was done at night to not interfere with normal daily operations at the facility.
- Responded to a report of water theft from a hydrant on Gold Cup Drive. When staff arrived at the scene no one was there, and the threads on the hydrant had been damaged.
- Repaired a

#### **Meter Dept:**

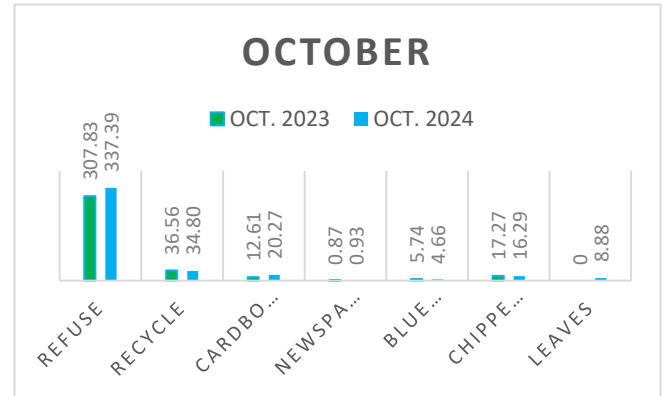
- 79 Read & Transfer.
- 6 Water connections issued. 6 Sewer connections issued
- 12 Water cut-ons/off.
- Applied the equipment for the new Neptune system for tracking and billings. It has been utilized for testing and will be implemented in January.



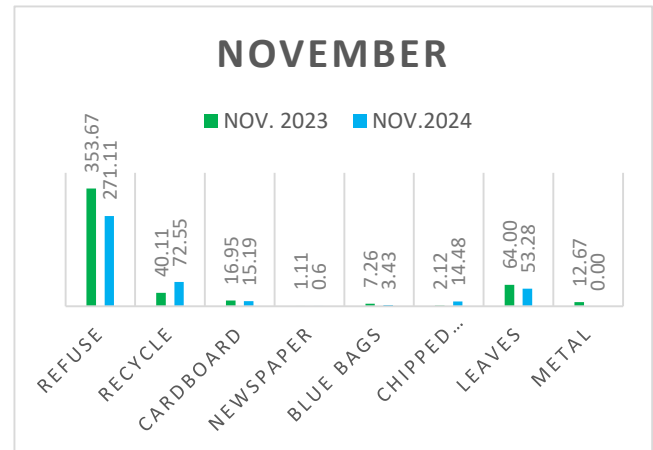
## Charts and information:

### 2<sup>ND</sup>. QTR. OF 2025 TONNAGES FOR REFUSE & RECYCLING


	OCT. 2023	OCT. 2024
Refuse	307.83	337.39
Recycle	36.56	34.80
Cardboard	12.61	20.27
Newspaper	0.87	0.93
Blue Bags	5.74	4.66
Chipped Brush	17.27	16.29
Leaves	0	8.88



	NOV. 2023	NOV.2024
Refuse	353.67	271.11
Recycle	40.11	72.55
Cardboard	16.95	15.19
Newspaper	1.11	0.6
Blue Bags	7.26	3.43
Chipped Brush	2.12	14.48
Leaves	64.00	53.28
Metal	12.67	0.00



	DEC. 2023	DEC. 2024
Refuse	312.21	340.96
Recycle	35.67	53.64
Cardboard	15.57	13.46
Newspaper	0.77	0.31
Blue Bags	6.17	2.77
Chipped Brush	13.1	0.00
Metal	0	0



**Data:**

**Taps Committed & Available for Sale:**

(Based on the December 2002 Capacity and Growth Evaluation, Performed by Whitman & Requardt & Associates)

<b>Residential:</b>	<b>Oct.</b>	<b>Nov.</b>	<b>Dec.</b>
In-Town Water	<u>810.5</u>	<u>807.5</u>	<u>807.5</u>
In Town Sewer	<u>698</u>	<u>695</u>	<u>695</u>
Out of Town Water	<u>263</u>	<u>263</u>	<u>263</u>
Out of Town Sewer	<u>268</u>	<u>268</u>	<u>268</u>

\*\*\*Taps Committed for St. Leonards Farm – Water & Sewer

Approved: 45      Quantity Purchased to date: 0      Quantity available: 45

\*\*\*Taps Committed for Fletcherville - Sewer Only\_

Approved: 44      Quantity Purchased to date: 42      Quantity available: 2

\*\*\*Taps Committed for Millfield – Water & Sewer

Approved: 42      Quantity Purchased to date: 41      Quantity available: 1

\*\*\*Taps Committed for Whites Mill – Water & Sewer

Approved: 161      Quantity Purchased to date: 158      Quantity available: 1

Taps sold this quarter:

6 In-town Residential Water & Sewer to Maronda Homes on Winterset Ln.

**Commercial:**

	Oct.	Nov.	Dec.
In-Town Water	<u>347</u>	<u>347</u>	<u>347</u>
In Town Sewer	<u>361</u>	<u>361</u>	<u>361</u>
Out of Town Water	<u>15</u>	<u>15</u>	<u>15</u>
Out of Town Sewer	<u>15</u>	<u>15</u>	<u>15</u>

Misc. Taps Committed to Out of Town from the Town/County master water & sewer agreement:

Water Approved: <u>217</u>	Purchased: <u>139</u>	Available: <u>78</u>
Sewer Approved: <u>250</u>	Purchased: <u>111.5</u>	Available: <u>138.5</u>

**Water Treatment Plant:**

	Oct.	Nov.	Dec.
Total gallons pumped (All Sources):	<u>34,348,149</u>	<u>30,123,677</u>	<u>31,554,598</u>
Average gallons per day:	<u>1,108,005</u>	<u>971,732</u>	<u>1,017,890</u>
Total gals. pumped same month last year:	<u>33,226,014</u>	<u>30,675,787</u>	<u>31,320,380</u>
Average gallons per day:	<u>1,071,807</u>	<u>989,542</u>	<u>1,010,335</u>

**Wastewater Treatment Plant:**

	Oct.	Nov.	Dec.
Total gals. flow through the sewage plant:	<u>44,850,000</u>	<u>40,390,000</u>	<u>44,750,000</u>
Average gallons per day:	<u>1,446,774</u>	<u>1,302,903</u>	<u>1,443,548</u>
Total gals. flow during the same month last year:	<u>39,530,000</u>	<u>39,810,000</u>	<u>50,410,000</u>
Average gallons per day:	<u>1,275,161</u>	<u>1,284,194</u>	<u>1,626,129</u>
Total inches rainfall:	<u>.5 in.</u>	<u>.209 in.</u>	<u>4.80</u>

**DEQ Report of Operation Report:**

October	2023	2024
Reported Water Connections:	<u>5,029</u>	<u>5,058</u>
People served:	<u>11,818</u>	<u>11,886</u>
November	2023	2024
Reported Water Connections:	<u>5,029</u>	<u>5,046</u>
People served:	<u>11,818</u>	<u>11,858</u>
December	2023	2024
Reported Water Connections:	<u>5,032</u>	<u>5,040</u>
People served:	<u>11,825</u>	<u>11,844</u>