

**Walton County
The Grove**

**Change Proposal #30
Softball Backstop Pole Design
Change & Credit**

General Contractor:

**Reeves Young
45 Peachtree Industrial Boulevard N.W.
Sugar Hill, GA 30518
770-271-1159**



February 25, 2025

Walton County, GA
The Grove, a Walton County Parks & Recreation Facility

Attn: John Ward, County Manager
Jeff Prine, Capital Project Manager – Ascension Program Management

Change Proposal #30 – Softball Backstop Pole Design Change & Credit

The change proposal below is for the softball field's backstop pole and fencing design change. RY expressed the concern that the original backstop pole design shown in the contract drawings is not a complete system that can be obtained from a single manufacturer. It consists of various components requiring multiple vendors and subcontractors, which could lead to installation and maintenance issues in the future. The proposed alternative backstop pole design will be supplied by a single approved manufacturer, ensuring a fully warranted and guaranteed system. While maintaining the pole heights and overall dimensions specified in the contract drawings, the updated design will have different netting and a reduced number of backstop poles. Additionally, the backstop poles will be offset back behind the perimeter site fencing, with the netting attached to the top O.D. fence rail. See the attached documentation below for further reference regarding the proposed backstop pole & fence design.

RY has proposed a \$10,000.00 credit to Walton County for implementing this alternative design, despite incurring higher costs than the original backstop pole design specified in the contract drawings.

Description	Qty	Unit	Unit Price	Total
Softball Backstop Pole Design Change Credit	1	LS	(\$10,000.00)	(\$10,000.00)
TOTAL CREDIT				(\$10,000.00)

If you have any questions or require any additional information, please do not hesitate to contact us at (470) 725-0022 or via email at iarnold@reevesyoung.com

Sincerely,
Reeves Young, LLC

Isaiah Arnold

Project Manager


45 Peachtree Industrial Blvd, Suite 200 770.271.1159
Sugar Hill, GA 30518 reevesyoung.com

Approval

Lose Design (Architect of Record) Signature:  Date: 2/25/25

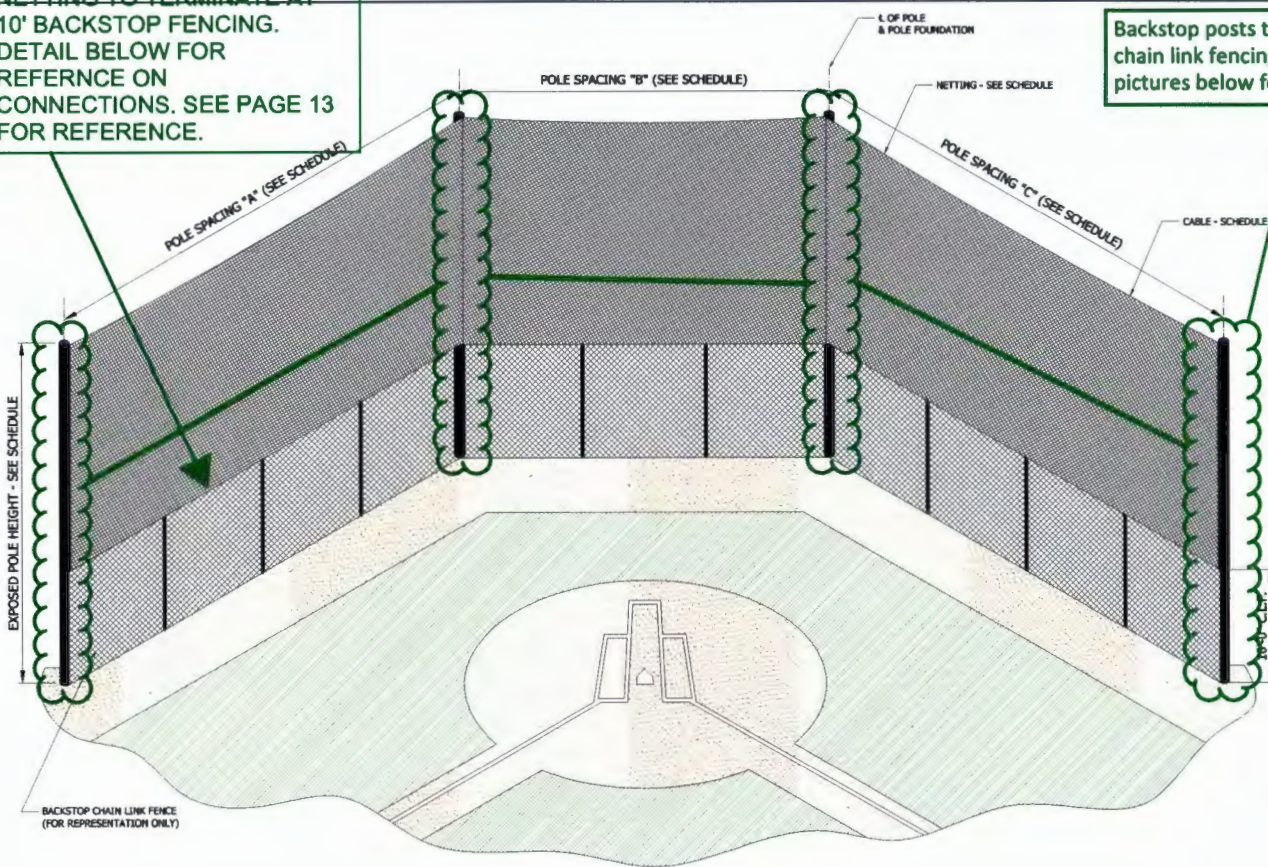
Ascension PM (Capital Project Manager) Signature: Thomas J. Prine Date: 02.25.2025

Walton County Signature: _____ Date: _____

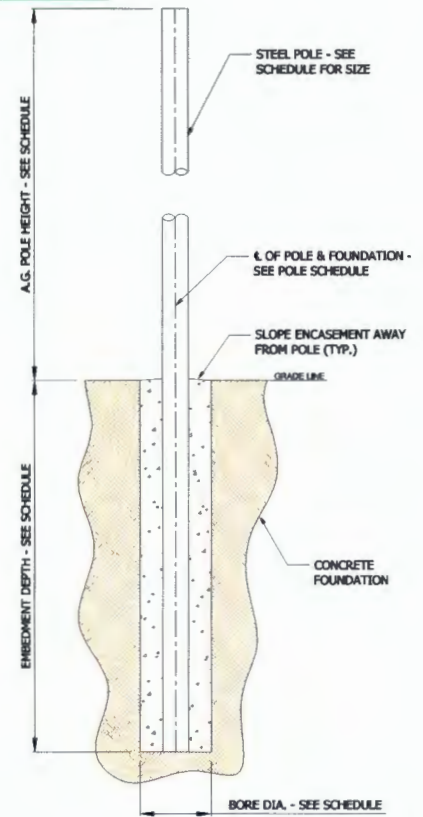
Reeves Young Signature:  Date: 02/25/25

NETTING TO TERMINATE AT 10' BACKSTOP FENCING. DETAIL BELOW FOR REFERENCE ON CONNECTIONS. SEE PAGE 13 FOR REFERENCE.

Backstop posts to be offset from the chain link fencing and posts. See pictures below for reference.



BACKSTOP LAYOUT (PERSPECTIVE VIEW)



TYPICAL POLE FOUNDATION (ELEVATION VIEW)

POLE & FOUNDATION SCHEDULE

SYSTEM I.D. #	EXPOSED POLE HEIGHT	POLE SPACING "A"	POLES SPACING "B"	POLES SPACING "C"	POLE OUTSIDE DIAMETER (Inches) **	POLE WALL THICKNESS (Inches) **	BORE DIAMETER **	EMBEDMENT DEPTH **	NETTING STYLE *
SEPHBS30	30'-0"	60'-0"	35'-0"	60'-0"	10.750	0.250	2'-0"	11'-6"	NO. 11F 60. WELD TUBED GALVANNEAL STEEL BLACK
NOTES:									
*	ADDITIONAL NETTING STYLES AVAILABLE; PLEASE REACH OUT TO SPORTSEGE FOR CUSTOM STYLES.								
**	POLE SIZE (DIAMETER & WALL THICKNESS) AS WELL AS FOUNDATION SIZE (DIAMETER & DEPTH) ARE ASSUMED DESIGN BASE POINTS BASED UPON COMMON ASSUMED SOIL CONDITIONS. THESE SIZES ARE SUBJECT TO CHANGE BASED ON SOIL CHARACTERISTICS DEMONSTRATED VIA PROJECT LOCATION GEO-TECHNICAL DATA, PLEASE CONSULT LOCAL BUILDING CODES REGARDING FOUNDATION SIZES.								

SportsEdge
SAFETY MATTERS
A Division of ABT, Inc.
P.O. Box 837 / 2100 Munroch Road
Trenton, NJ 08618
(800) 334-6057

TITLE: The Grove Loganville, GA			
DRAWN BY: B.W.M.	CHECKED BY: XXX	DRAWING NUMBER: A- SE021925BM.1	
SCALE: NONE	DATE: 02/19/25		

DISCLAIMER: The customer and the customer's architect, engineers, consultants and other professionals are completely responsible for the selection, installation, and maintenance of any product purchased from ABT, and EXCEPT AS EXPRESSLY PROVIDED IN ABT'S STANDARD WARRANTIES, ABT MAKES NO WARRANTY, EXPRESS OR IMPLIED, AS TO THE SUITABILITY, DESIGN, MERCHANTABILITY, OR FITNESS OF THE PRODUCT FOR CUSTOMER'S APPLICATION. Copies of ABT's standard warranties are available upon request.

Proprietary right of ABT, Inc. are included in the information disclosed herein. The recipient, by accepting this document, agrees that neither this document nor the information disclosed herein nor any part thereof shall be copied, reproduced or transferred to others for manufacturing or for any other purpose except as specifically authorized in writing by ABT, Inc.