



Electric Department May 2024 Report

Electric Consumption in kWh: April Data

2019	2020	2021	2022	2023	2024
6,297,794	6,074,565	6,263,418	6,550,259	6,270,923	6,196,727

% Change from 2019-2024:

-1.60%

% Change from 2023-2024:

-1.18%

Year-to-Date

2019	2020	2021	2022	2023	2024
27,338,364	26,814,148	27,604,452	28,475,836	27,267,049	23,665,869

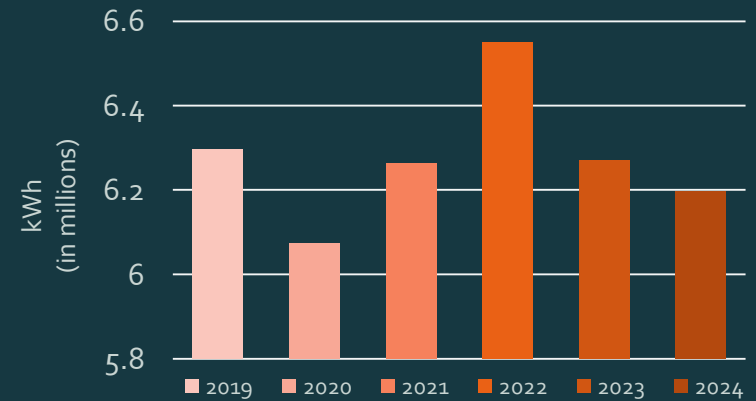
% Change from 2019-2024:

-13.43%

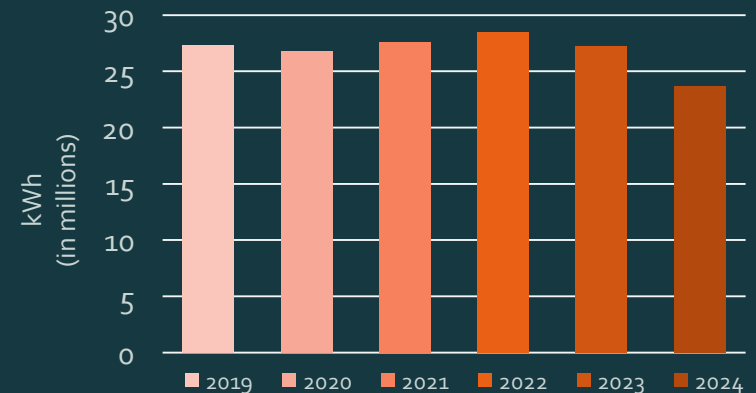
% Change from 2023-2024:

-13.21%

Electric Consumption April Data



Electric Consumption Year-to-Date





Electric Department May 2024 Report

Cost of Electricity Purchased in Dollars: April Data

2019	2020	2021	2022	2023	2024
\$ 480,825.00	\$ 415,462.67	\$ 434,306.01	\$ 478,228.14	\$ 437,749.21	\$ 431,935.56

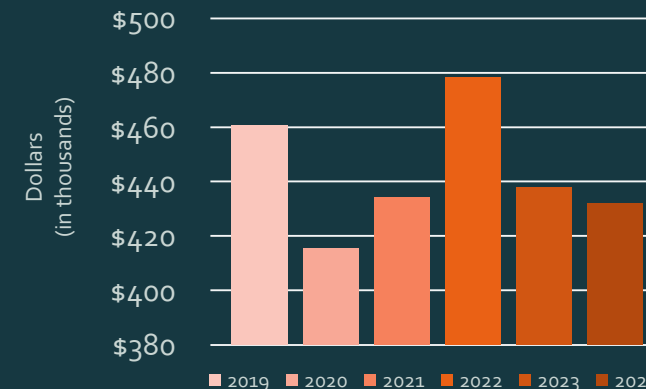
Cost of Electricity per kWh:

2019	2020	2021	2022	2023	2024
\$ 0.0732	\$ 0.0684	\$ 0.0693	\$ 0.0730	\$ 0.0698	\$ 0.0697

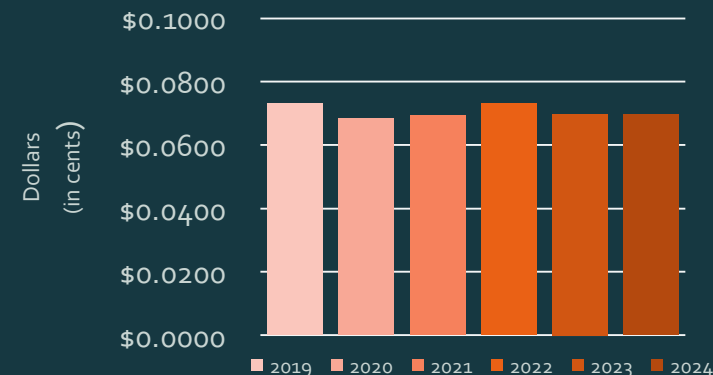
% Change from 2019-2024: **-4.74%**

% Change from 2023-2024: **-0.15%**

Cost of Electricity Purchased April



Cost of Electricity per kWh April





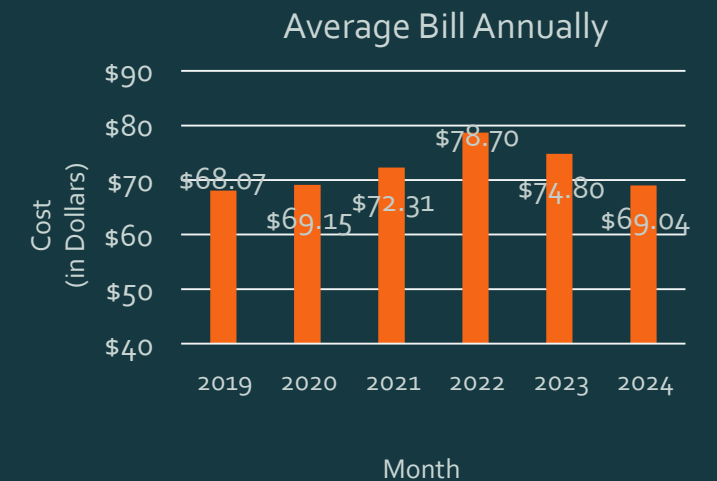
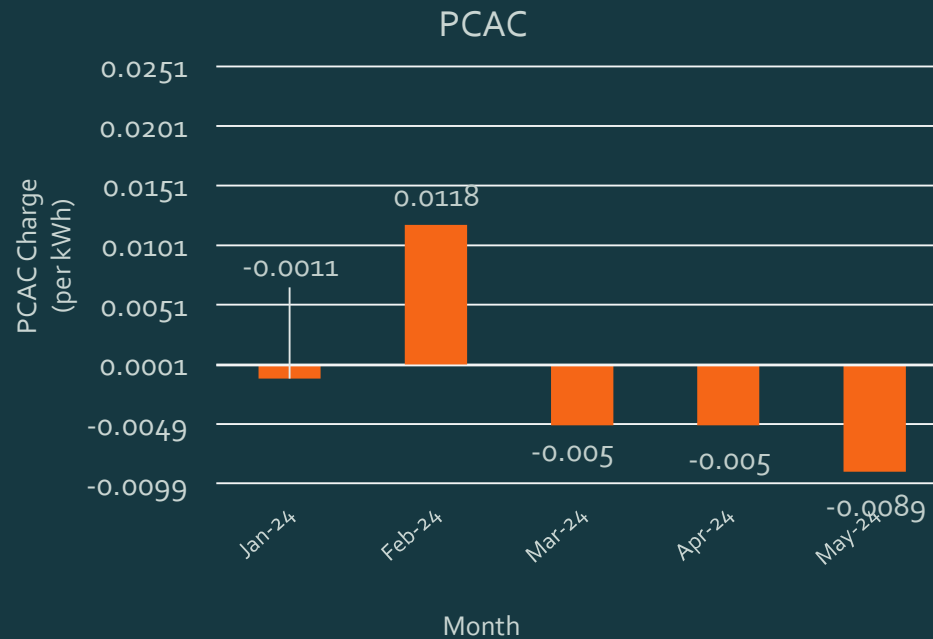
Electric Department May 2024 Report

PCAC

Month	PCAC/FAC Charge (per kWh)	Average Monthly Bill
January	-0.0011	\$72.20
February	-0.0118	\$65.78
March	-0.0050	\$69.86
April	-0.0050	\$69.86
May	-0.0089	\$67.52
Average	-0.0057	\$69.04

Average Bill Annually

2019	2020	2021	2022	2023	2024
\$68.07	\$69.15	\$72.31	\$78.70	\$74.80	\$69.04





Electric Department May 2024 Report

April - Large Work Orders in progress:

- City Wide – Non-Payment Disconnections
- Northside – Pole and Wire Replacements
- Southside – Roosevelt Ave Project
- Eastside – Pole and Wire Replacements; URD Service Installations
- Others – Routine Electric Meter Replacements

Outage/Callouts	Location	Duration	Cause if known
04/02/2024	2705 Neshotah Road	1-hr	Tree on powerline from storm
04/06/2024	2715 32 nd Street	N/A	Branch hanging on tree, not near power lines
04/09/2024	Jesse Street	N/A	Lines down; Frontier new const.
04/17/2024	4124 Memorial Drive	N/A	Frontier pole cracked and leaning
04/17/2024	3404 Memorial Drive	4-hr	Storm damage
04/19/2024	1814 12 th Street	N/A	Reconnect
04/26/2024	1215 Buchholz / 3302 Riverview	N/A	Reconnect

Work Completed by Electrical Inspector & Electric Meter Technician

Number of Service Upgrades/Changes	5
Number of Electric Meters Installed	73
Total Number of Electric Meters Tested	43
Service Disconnects & Reconnects (Normal Hours)	56



Roosevelt Avenue Road
Construction Project