



Electric Department September 2023 Report

▪ Electric Consumption in kWh: August Data

2018	2019	2020	2021	2022	2023
7,666,583	8,523,510	8,581,269	9,051,139	8,460,199	8,266,445

% Change from 2018-2023:

7.82%

% Change from 2022-2023:

-2.29%

▪ Year-to-Date

2018	2019	2020	2021	2022	2023
55,471,518	57,083,780	57,487,320	58,850,991	58,534,212	57,130,336

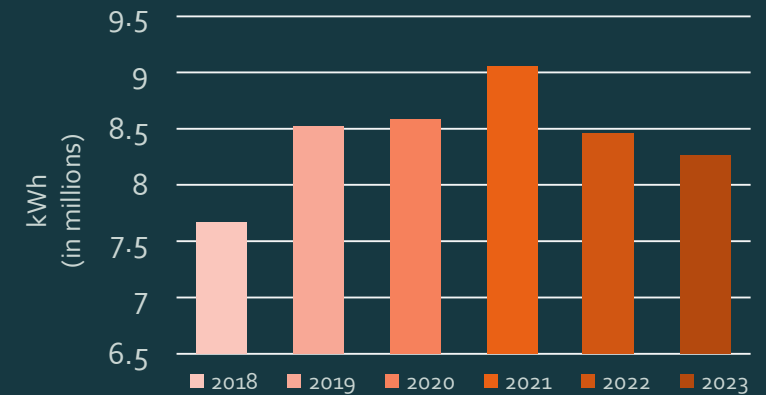
% Change from 2018-2023:

2.99%

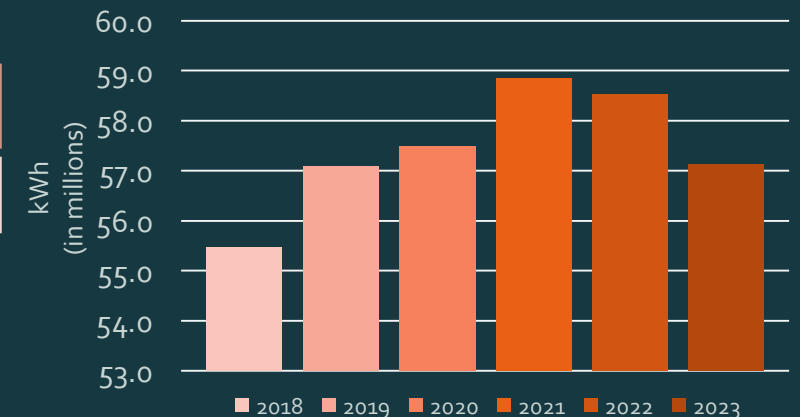
% Change from 2022-2023:

-2.40%

Electric Consumption August 2023 Data



Electric Consumption Year-to-Date



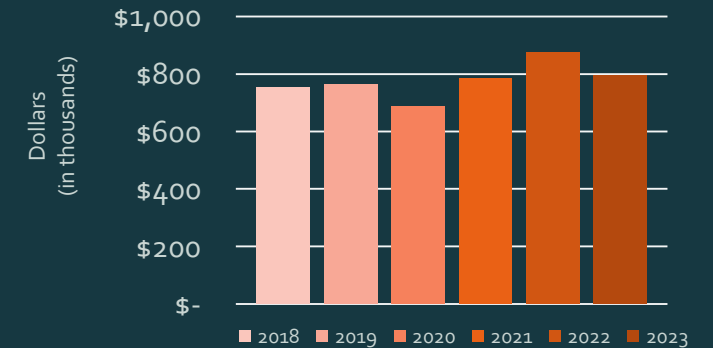


Electric Department September 2023 Report

Cost of Electricity Purchased in Dollars: August Data

2018	2019	2020	2021	2022	2023
\$ 751,620.72	\$ 762,273.02	\$ 687,084.28	\$ 782,968.36	\$ 876,401.00	\$ 794,211.03

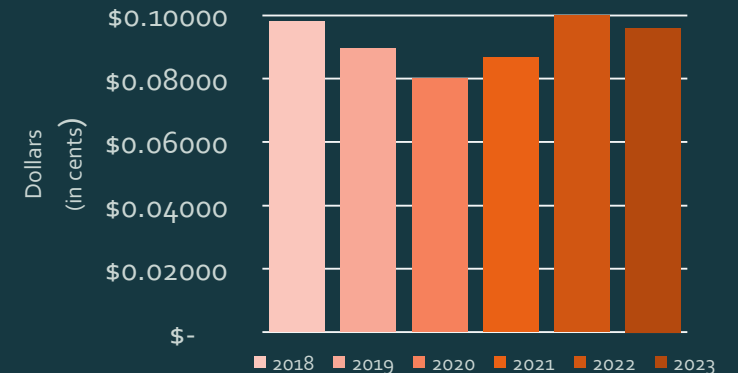
Cost of Electricity Purchased August
2023



Cost of Electricity per kWh:

2018	2019	2020	2021	2022	2023
\$ 0.09804	\$ 0.08943	\$ 0.08007	\$ 0.08650	\$ 0.10359	\$ 0.09608

Cost of Electricity per kWh August 2023



% Change from 2018-2023: 2.00%

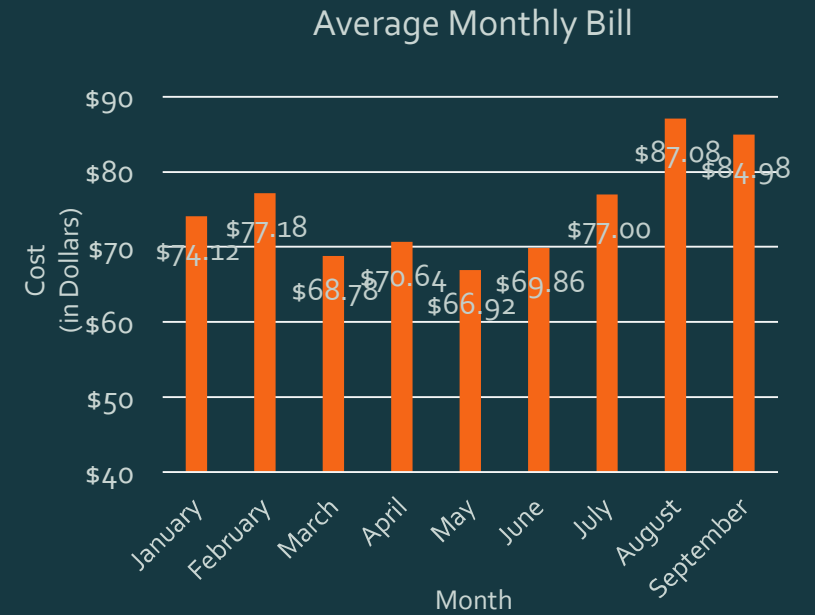
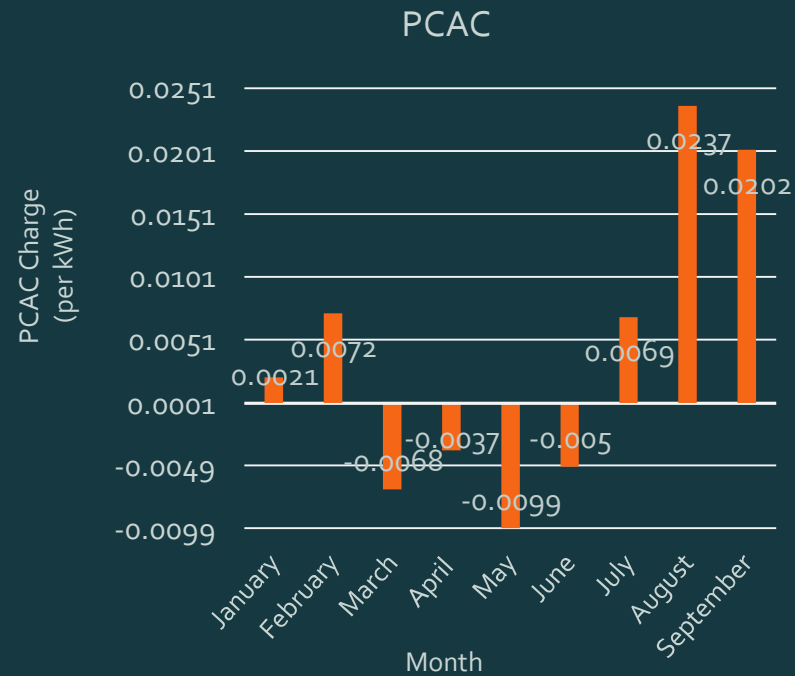
% Change from 2022-2023: -7.25%



Electric Department September 2023 Report

· PCAC

Month	PCAC/FAC Charge (per kWh)	Average Monthly Bill
January	0.0021	\$74.12
February	0.0072	\$77.18
March	-0.0068	\$68.78
April	-0.0037	\$70.64
May	-0.0099	\$66.92
June	-0.0050	\$69.86
July	0.0069	\$77.00
August	0.0237	\$87.08
September	0.0202	\$84.98
Average	0.003855	\$75.17





Electric Department September 2023 Report

- August - Large Work Orders in progress:
 - General – LED Private Area Light Upgrades
 - Northside – pole replacements and URD conversions
 - Southside – pole replacements and wire transfers
 - Eastside – Lincoln Street Project

Outage/Callouts	Location	Duration	Cause if known
08/03/2023	MPU Storm	N/A	Mutual Aid Assistance (Billed MPU)
08/20/2023	Columbus Substation	N/A	Switching for ATC
08/26/2023	1808 19 th St	N/A	Cable TV line down

Work Completed by Electrical Inspector & Electric Meter Technician

Number of Service Upgrades/Changes	7
Number of Electric Meters Installed	15
Total Number of Electric Meters Tested	36
Service Disconnects & Reconnects (Normal Hours)	22

