



Electric Department August 2023 Report

▪ Electric Consumption in kWh: July Data

2018	2019	2020	2021	2022	2023
8,145,687	8,301,539	9,178,562	8,620,575	8,275,136	8,286,958

% Change from 2018-2023:

1.72%

% Change from 2022-2023:

0.14%

▪ Year-to-Date

2018	2019	2020	2021	2022	2023
48,560,270	48,207,068	48,906,051	49,799,852	50,074,013	48,863,891

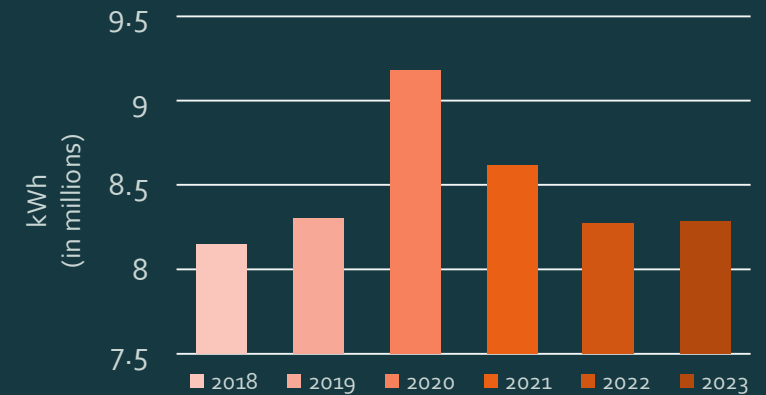
% Change from 2018-2023:

0.63%

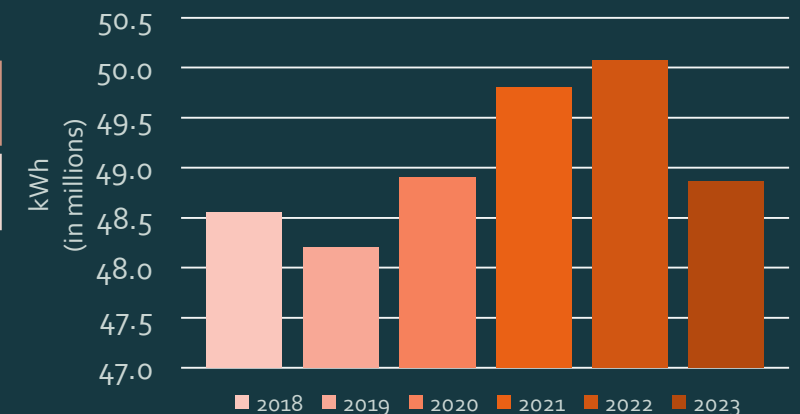
% Change from 2022-2023:

-2.42%

Electric Consumption July 2023 Data



Electric Consumption Year-to-Date

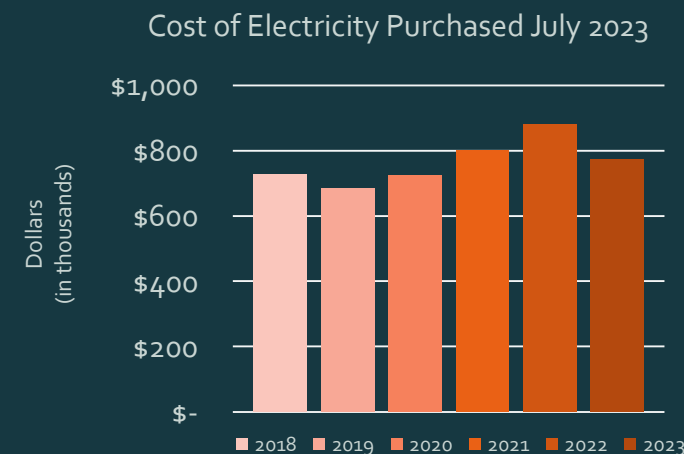




Electric Department August 2023 Report

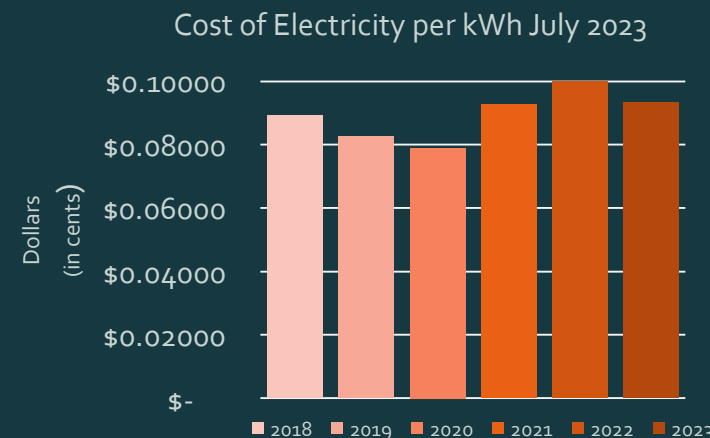
▪ Cost of Electricity Purchased in Dollars: July Data

2018	2019	2020	2021	2022	2023
\$727,259.00	\$685,741.00	\$724,361.07	\$800,266.02	\$881,531.09	\$773,895.69



▪ Cost of Electricity per kWh:

2018	2019	2020	2021	2022	2023
\$0.08927	\$0.08260	\$0.07892	\$0.09283	\$0.10653	\$0.09339



% Change from 2018-2023: **4.61%**

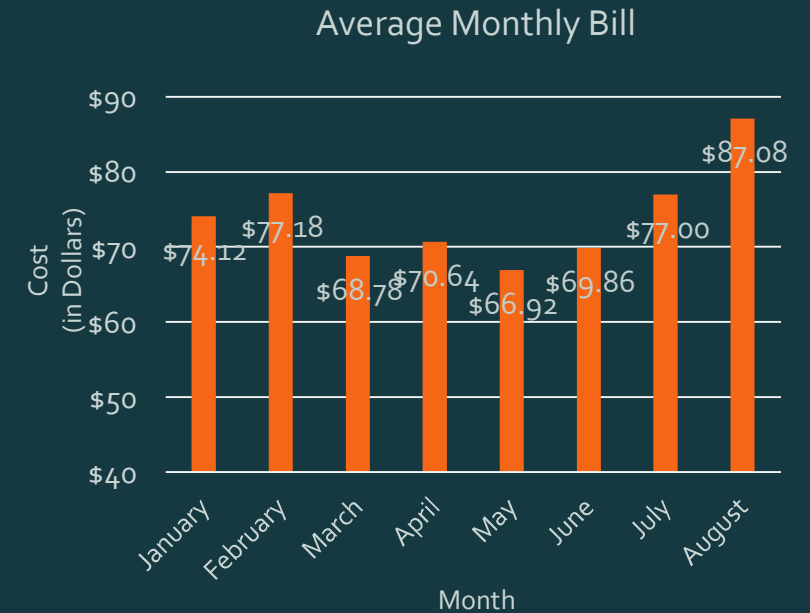
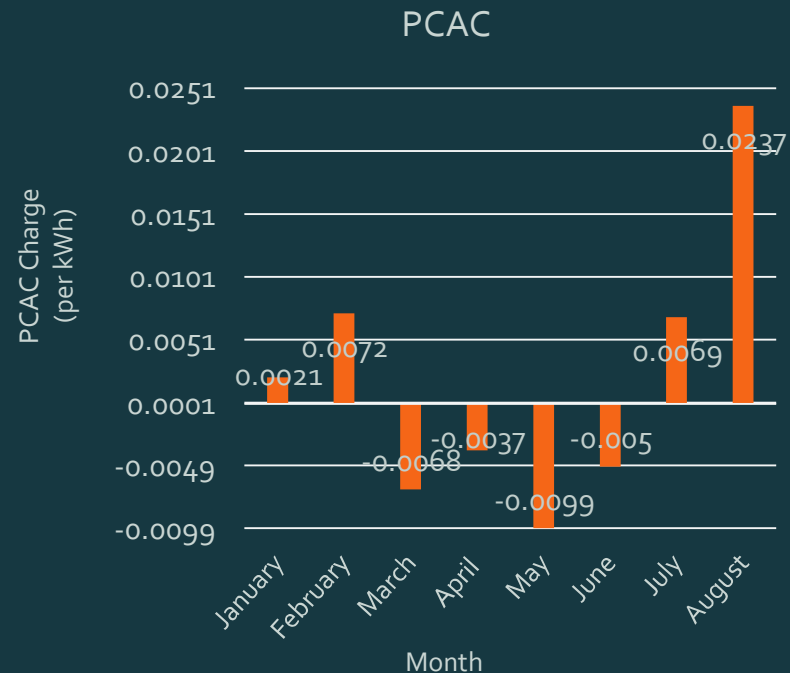
% Change from 2022-2023: **-12.34%**



Electric Department August 2023 Report

• PCAC

Month	PCAC/FAC Charge (per kWh)	Average Monthly Bill
January	0.0021	\$74.12
February	0.0072	\$77.18
March	-0.0068	\$68.78
April	-0.0037	\$70.64
May	-0.0099	\$66.92
June	-0.0050	\$69.86
July	0.0069	\$77.00
August	0.0237	\$87.08
Average	0.001813	\$73.95





Electric Department August 2023 Report

- July - Large Work Orders in progress:
 - Columbus Substation – yearly testing and maintenance
 - Southside – pole, equipment and wire replacements
 - Eastside – pole, equipment and wire replacements
 - TRU provided Mutual Aid to MPU after the recent storm on August 3rd into the early hours of August 4th



Outage/Callouts	Location	Duration	Cause if known
07/04/2023	12 th St & Hawthorne Ave	N/A	Car/Pole Accident
07/04/2023	2110 E. River St	N/A	Wire Down- Frontier
07/08/2023	12 th St & Madison St	N/A	Car/Pole Accident
07/14/2023	2438 – 43 rd St	N/A	Customer Issue
07/14/2023	Northend Residential	1.5 hrs	Substation Issue
07/16/2023	3629 Monroe St	N/A	Customer Concern
07/16/2023	Eastside	1.5 hrs	Lightning and equipment issue
07/29/2023	Neshotah Beach	N/A	Broken Tree Limb/Assist Rec Dept

Work Completed by Electrical Inspector & Electric Meter Technician

Number of Service Upgrades/Changes	2
Number of Electric Meters Installed	27
Total Number of Electric Meters Tested	44
Service Disconnects & Reconnects (Normal Hours)	27