



Electric Department March 2024 Report

Electric Consumption in kWh: February Data

2019	2020	2021	2022	2023	2024
6,639,515	6,736,031	7,033,561	6,863,889	6,573,129	6,503,814

% Change from 2019-2024:

-2.04%

% Change from 2023-2024:

-1.05%

Year-to-Date

2019	2020	2021	2022	2023	2024
14,136,357	13,960,025	14,470,201	14,695,462	13,928,790	13,867,775

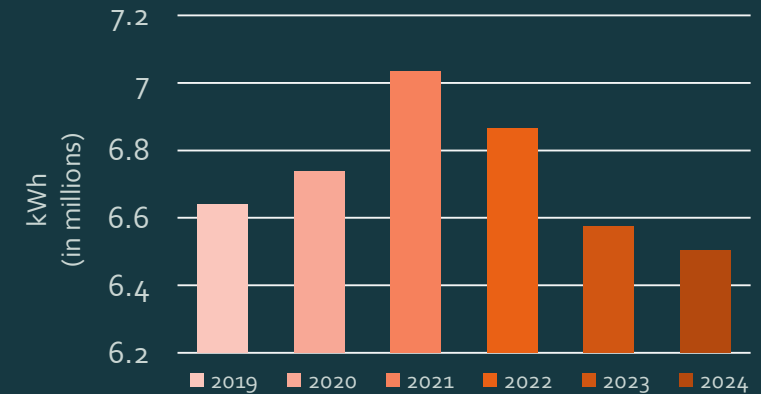
% Change from 2019-2024:

-1.90%

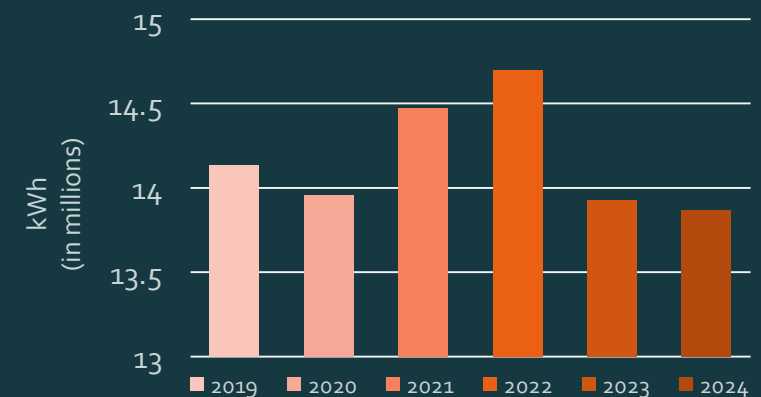
% Change from 2023-2024:

-0.44%

Electric Consumption February Data



Electric Consumption Year-to-Date

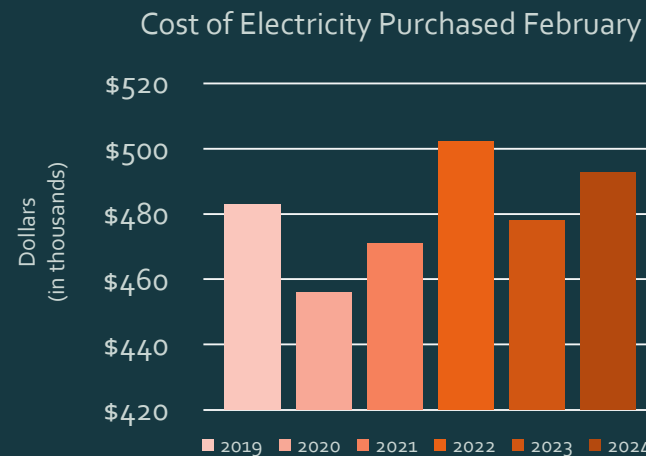




Electric Department March 2024 Report

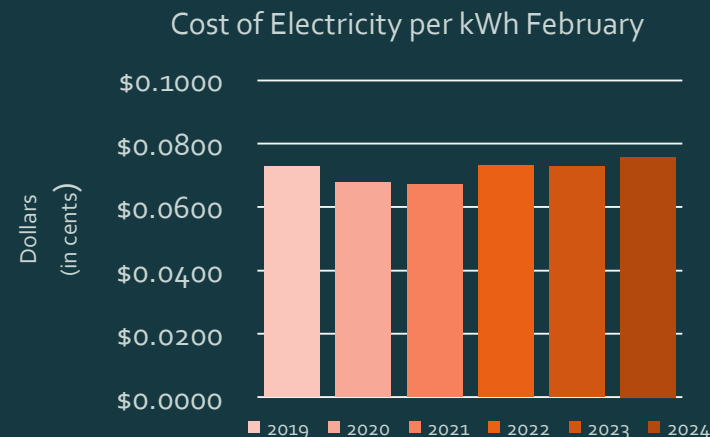
Cost of Electricity Purchased in Dollars: February Data

2019	2020	2021	2022	2023	2024
\$ 482,954.04	\$ 455,910.50	\$ 470,910.50	\$ 502,100.35	\$ 477,950.85	\$ 492,664.36



Cost of Electricity per kWh:

2019	2020	2021	2022	2023	2024
\$ 0.0727	\$ 0.0677	\$ 0.0670	\$ 0.0732	\$ 0.0727	\$ 0.0758



% Change from 2019-2024: **4.14%**

% Change from 2023-2024: **4.18%**



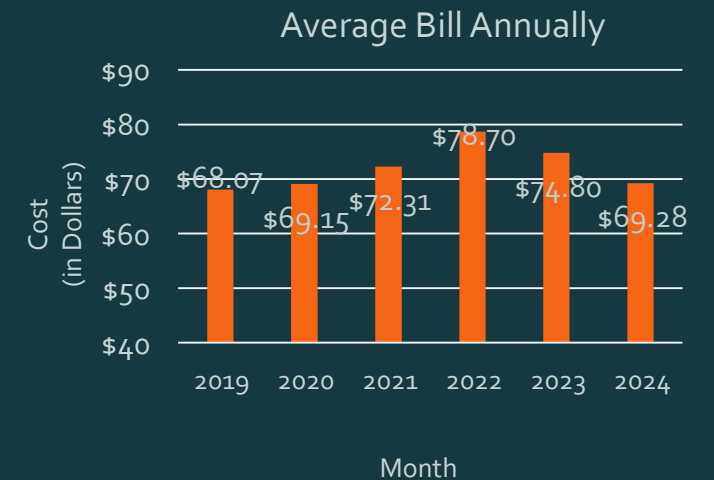
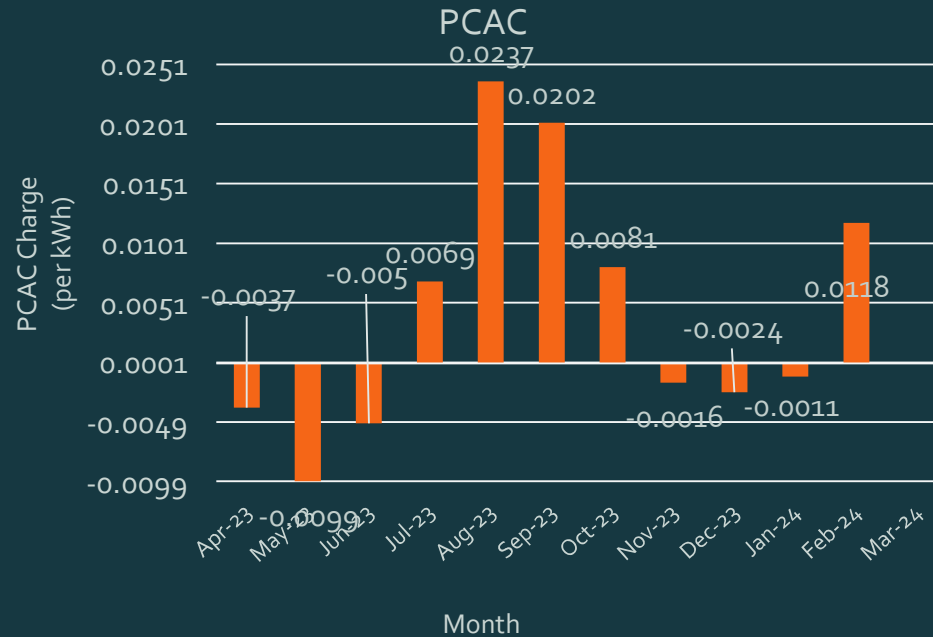
Electric Department March 2024 Report

PCAC

Month	PCAC/FAC Charge (per kWh)	Average Monthly Bill
April 2023	-0.0037	\$70.64
May 2023	-0.0099	\$66.92
June 2023	-0.0050	\$69.86
July 2023	0.0069	\$77.00
August 2023	0.0237	\$87.08
September 2023	0.0202	\$84.98
October 2023	0.0081	\$77.72
November 2023	-0.0016	\$71.90
December 2023	-0.0024	\$71.42
January 2024	-0.0011	\$72.20
February 2024	-0.0118	\$65.78
March 2024	-0.0050	\$69.86
Average	-0.0059	\$69.28

Average Bill Annually

2019	2020	2021	2022	2023	2024
\$68.07	\$69.15	\$72.31	\$78.70	\$74.80	69.28





Electric Department March 2024 Report

- February - Large Work Orders in progress:

- City Wide:

- Central – Tree trimming
 - Northside – Underground Conversion Projects
 - Southside – Roosevelt Street Project
 - City Wide – Cutout Replacements

Outage/Callouts	Location	Duration	Cause if known
02/10/24	Aurora Hospital	2 hrs	Scheduled Outage
02/14/24	607 22 nd St	N/A	Half Power; Customer Breaker
02/26/24	3222 Lincoln Ave	N/A	No Power; Customer Issues

Work Completed by Electrical Inspector & Electric Meter Technician

Number of Service Upgrades/Changes	N/A
Number of Electric Meters Installed	N/A
Total Number of Electric Meters Tested	N/A
Service Disconnects & Reconnects (Normal Hours)	N/A



Wire Arching on Cutout

Assisting the Forestry Department

Tree Trimming for Line Clearance