



Electric Department September 2024 Report

Electric Consumption in kWh: August Data

2019	2020	2021	2022	2023	2024
8,523,510	8,581,269	9,051,139	8,460,199	8,266,445	8,457,656

% Change from 2019-2024:

-0.77%

% Change from 2023-2024:

2.31%

Year-to-Date

2019	2020	2021	2022	2023	2024
57,083,780	57,487,320	58,850,991	58,534,212	57,130,336	56,782,628

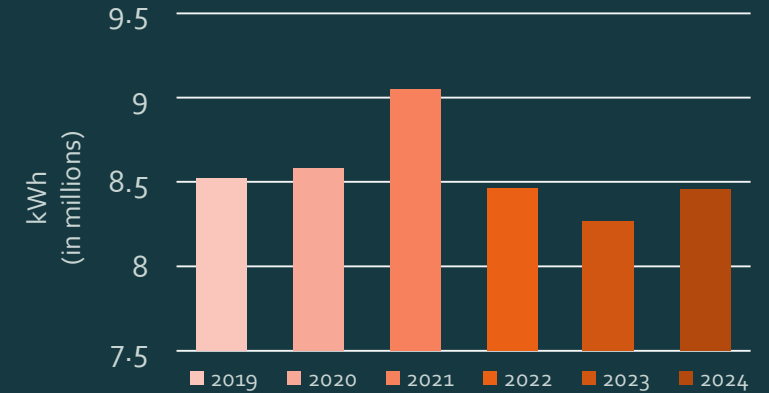
% Change from 2019-2024:

-0.53%

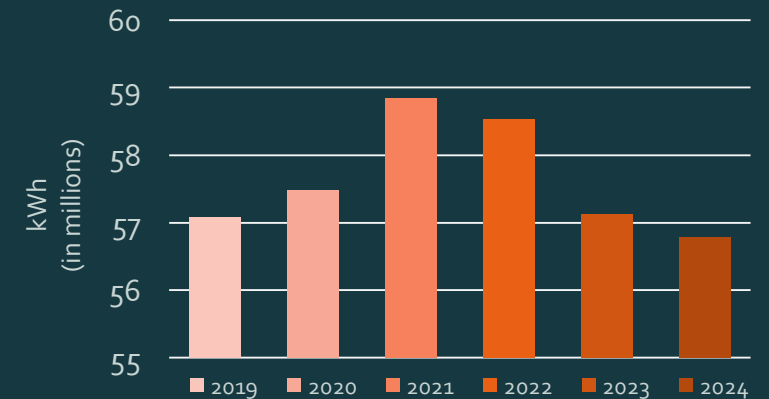
% Change from 2023-2024:

-0.61%

Electric Consumption August Data



Electric Consumption Year-to-Date

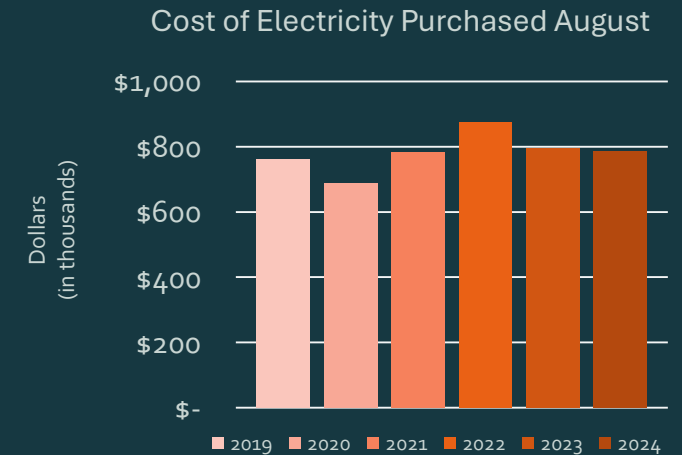




Electric Department September 2024 Report

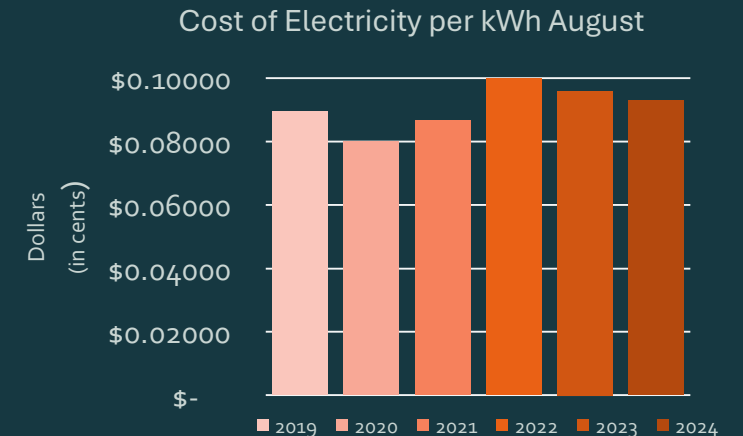
Cost of Electricity Purchased in Dollars: August Data

2019	2020	2021	2022	2023	2024
\$ 762,273.02	\$ 687,084.28	\$ 782,968.36	\$ 876,401.00	\$ 794,211.03	\$ 787,377.55



Cost of Electricity per kWh:

2019	2020	2021	2022	2023	2024
\$0.08943	\$0.08007	\$0.08650	\$0.10359	\$0.09608	\$0.09310



% Change from 2019-2024: 4.10%

% Change from 2023-2024: -3.10%



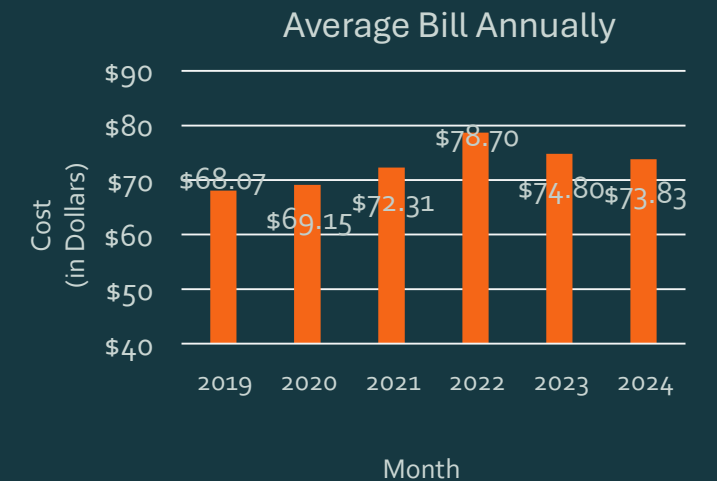
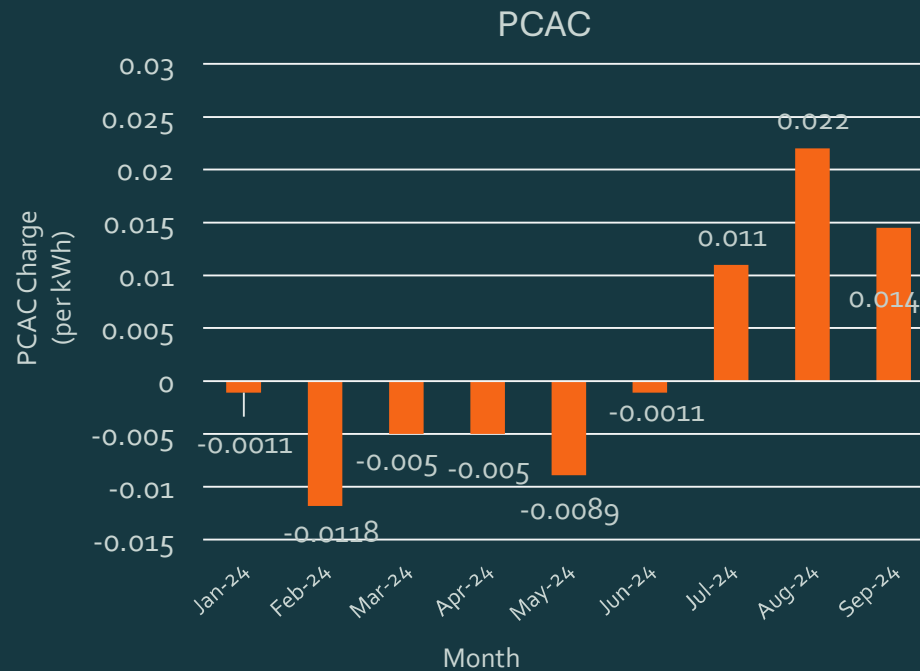
Electric Department September 2024 Report

PCAC

Month	PCAC/FAC Charge (per kWh)	Average Monthly Bill
January	-0.0011	\$72.20
February	-0.0118	\$65.78
March	-0.0050	\$69.86
April	-0.0050	\$69.86
May	-0.0089	\$67.52
June	-0.0011	\$72.20
July	0.0110	\$79.46
August	0.0220	\$86.06
September	0.0145	\$81.56
Average	0.001622	\$73.83

Average Bill Annually

2019	2020	2021	2022	2023	2024
\$68.07	\$69.15	\$72.31	\$78.70	\$74.80	\$73.83





Electric Department September 2024 Report

• August - Large Work Orders in progress:

- Northend – Installation of new URD services
- Eastside – Installations of new URD services
- Southside – Primary URD upgrades
- Industrial Park – Primary extension for new business

Outage/Callouts	Location	Duration	Cause if known
08/09/2024	1410 Glenwood St	N/A	Reconnect
08/29/2024	3618 Lowell St	N/A	Customer Problem
08/30/2024	2537 39 th St	N/A	Reconnect

Work Completed by Electrical Inspector & Electric Meter Technician	
Number of Service Upgrades/Changes	4
Number of Electric Meters Installed	7
Total Number of Electric Meters Tested	0
Service Disconnects & Reconnects (Normal Hours)	23

