



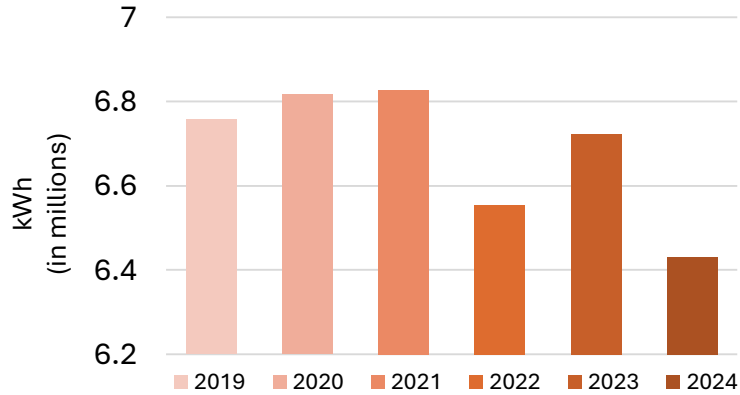
# Electric Department November 2024 Report

## Electric Consumption in kWh (October Data):

2019	2020	2021	2022	2023	2024
6,757,358	6,816,583	6,827,432	6,554,419	6,722,659	6,430,593

% Change from 2019-2024: -5.08%      % Change from 2023-2024: -4.54%

Electric Consumption October Data

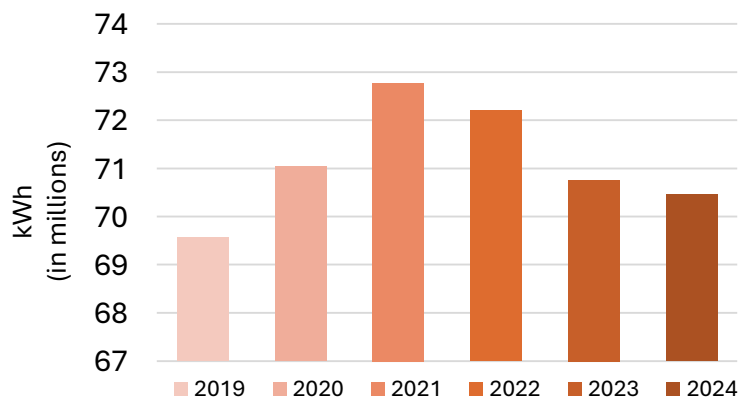


## Year-to-Date

2019	2020	2021	2022	2023	2024
69,574,202	71,039,885	72,777,530	72,194,716	70,760,082	70,461,184

% Change from 2019-2024: 1.26%      % Change from 2023-2024: -0.42%

Electric Consumption Year-to-Date



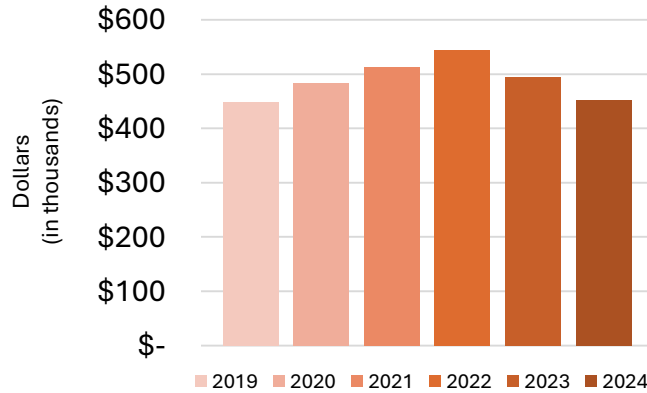


# Electric Department November 2024 Report

## Cost of Electricity Purchased in Dollars (October Data):

2019	2020	2021	2022	2023	2024
\$ 448,063.76	\$ 482,999.88	\$ 513,210.77	\$ 543,334.99	\$ 494,128.44	\$ 452,266.87

Cost of Electricity Purchased October



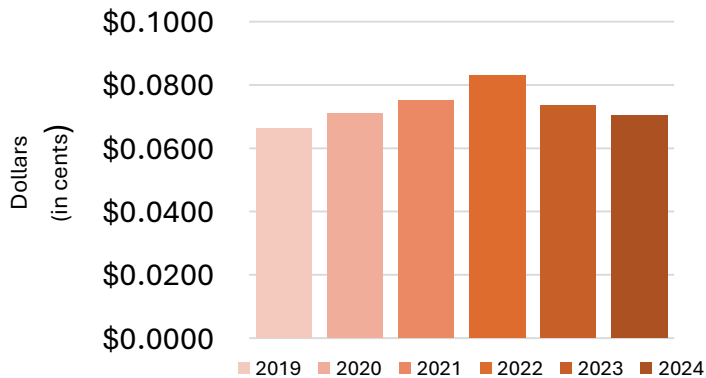
## Cost of Electricity per kWh:

2019	2020	2021	2022	2023	2024
\$0.0663	\$0.0709	\$0.0752	\$0.0829	\$0.0735	\$0.0703

% Change from 2019-2024: 5.72%

% Change from 2023-2024: -4.51%

Cost of Electricity per kWh October

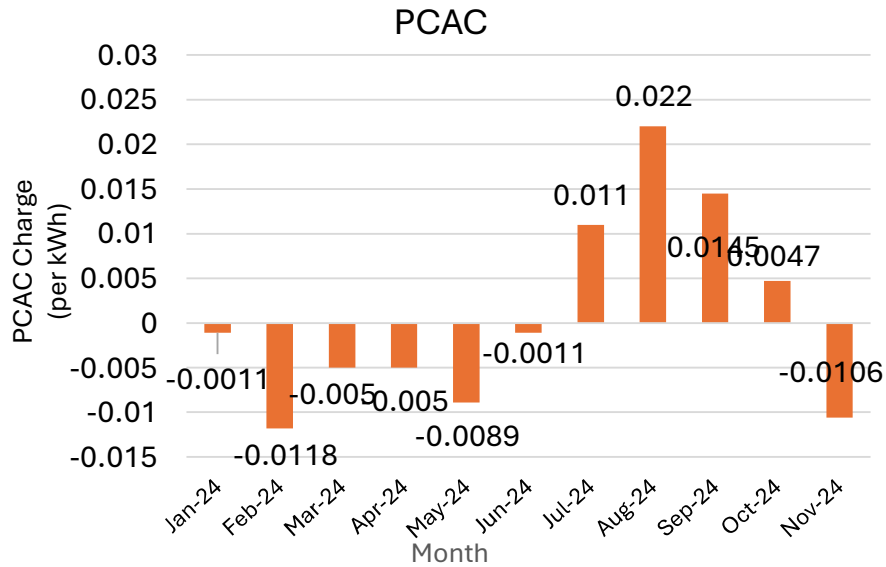




# Electric Department November 2024 Report

## Power Cost Adjustment Clause

Month	PCAC/FAC Charge (per kWh)	Average Monthly Bill
January	-0.0011	\$72.20
February	-0.0118	\$65.78
March	-0.0050	\$69.86
April	-0.0050	\$69.86
May	-0.0089	\$67.52
June	-0.0011	\$72.20
July	0.0110	\$79.46
August	0.0220	\$86.06
September	0.0145	\$81.56
October	0.0047	\$75.68
November	-0.0106	\$66.50
December		
<b>Average</b>	<b>0.00079</b>	<b>\$73.33</b>



## Average Bill Annually

2019	2020	2021	2022	2023	2024
\$68.07	\$69.15	\$72.31	\$78.70	\$74.80	\$73.33



# Electric Department November 2024 Report

October - Large Work Orders in progress:

- Northend – Regulator replacements
- Eastside – New construction service installs
- Southside – Powerline rebuild project
- Various locations – Pole replacements & transfers

Outage/Callouts	Location	Duration	Cause if known
10/04/2024	Lincoln Ave	N/A	Emergency Locate
10/06/2024	Water Plant	N/A	Shut down back-up generator
10/06/2024	1916 Columbus St	N/A	Transmission Switching
10/06/2024	2008 Emmet St	N/A	Tree Trimmer dropped branch on service
10/09/2024	2008 E. River St	N/A	Emergency Locate
10/13/2024	Northend & W. River Loop	1-hr	Restore circuit outage
10/18/2024	16 <sup>th</sup> & Monroe St	N/A	Traffic accident
10/24/2024	Magee School	1.5-hr	Wildlife

Work Completed by Electrical Inspector & Electric Meter Technician	
Number of Service Upgrades/Changes	38
Number of Electric Meters Installed	1
Total Number of Electric Meters Tested	2
Service Disconnects & Reconnects (Normal Hours)	18