

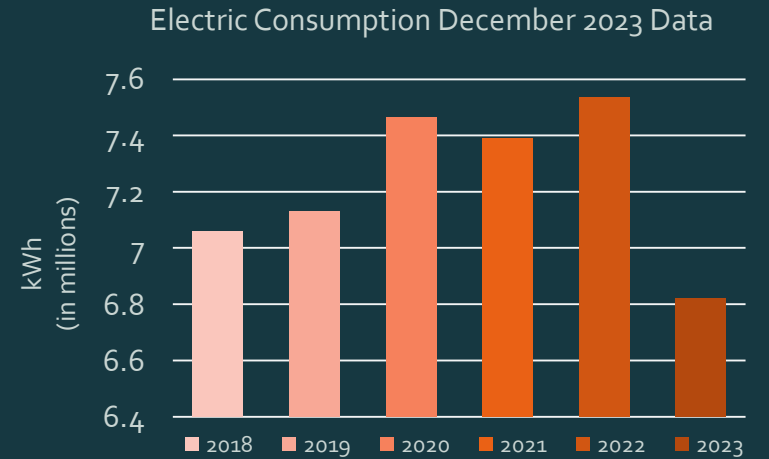


Electric Department January 2024 Report

Electric Consumption in kWh: December Data

| 2018 | 2019 | 2020 | 2021 | 2022 | 2023 |
|-----------|-----------|-----------|-----------|-----------|-----------|
| 7,061,436 | 7,132,734 | 7,464,518 | 7,390,354 | 7,536,027 | 6,822,014 |

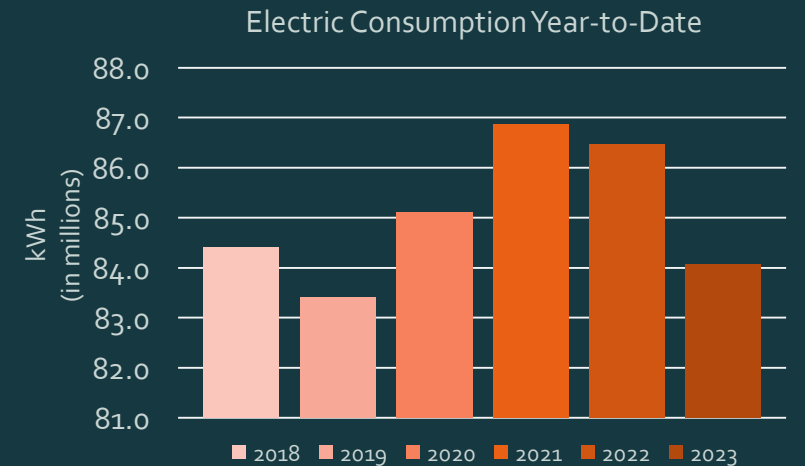
% Change from 2018-2023: **-3.51%** % Change from 2022-2023: **-10.47%**



Year-to-Date

| 2018 | 2019 | 2020 | 2021 | 2022 | 2023 |
|------------|------------|------------|------------|------------|------------|
| 84,414,740 | 83,413,801 | 85,117,568 | 86,872,748 | 86,470,599 | 84,077,193 |

% Change from 2018-2023: **-0.40%** % Change from 2022-2023: **-2.85%**





Electric Department January 2024 Report

Cost of Electricity Purchased in Dollars: December Data

| 2018 | 2019 | 2020 | 2021 | 2022 | 2023 |
|---------------|---------------|---------------|---------------|---------------|---------------|
| \$ 481,344.00 | \$ 469,935.66 | \$ 521,359.40 | \$ 607,041.29 | \$ 563,216.45 | \$ 497,025.94 |

Cost of Electricity per kWh:

| 2018 | 2019 | 2020 | 2021 | 2022 | 2023 |
|-----------|-----------|-----------|-----------|-----------|-----------|
| \$ 0.0682 | \$ 0.0659 | \$ 0.0698 | \$ 0.0821 | \$ 0.0747 | \$ 0.0729 |

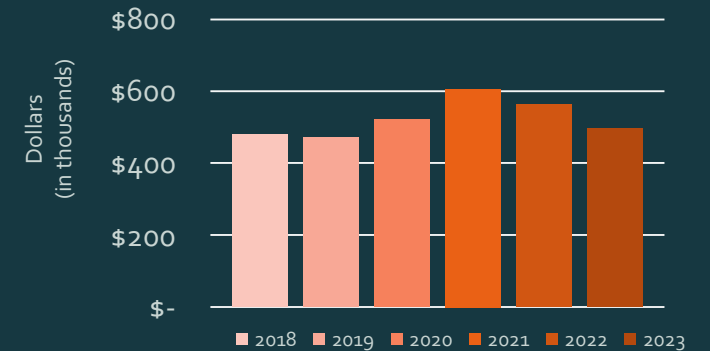
% Change from 2018-2023:

6.44%

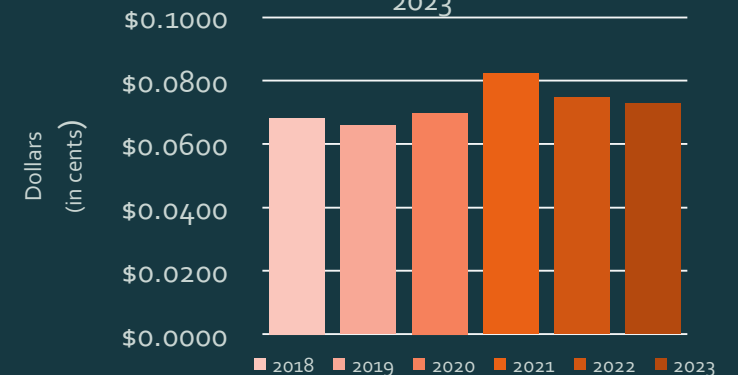
% Change from 2022-2023:

-2.58%

Cost of Electricity Purchased December
2023



Cost of Electricity per kWh December
2023





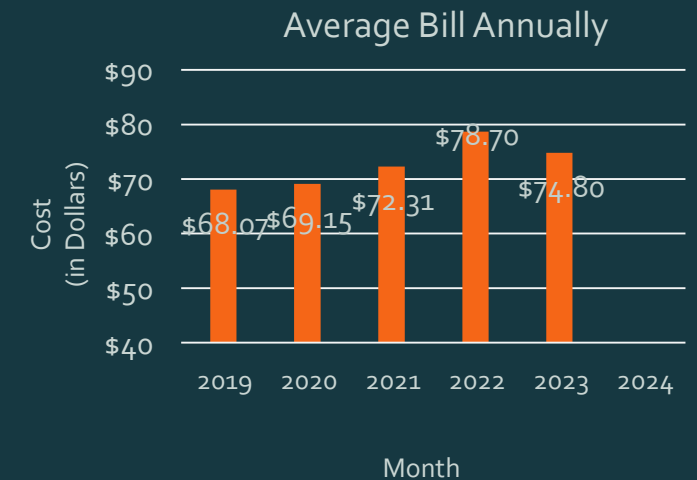
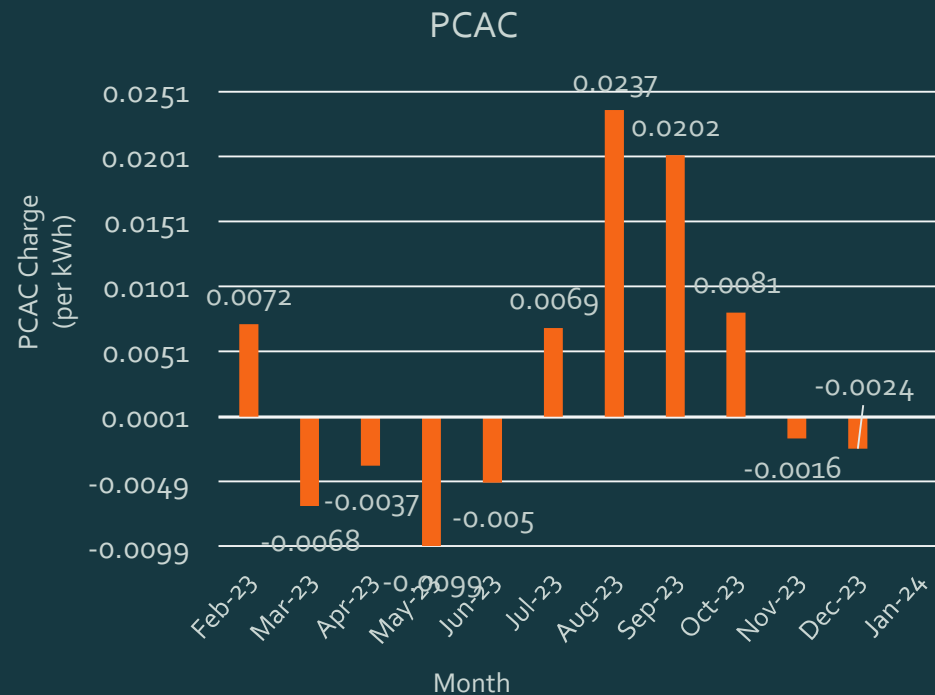
Electric Department January 2024 Report

PCAC

| Month | PCAC/FAC Charge (per kWh) | Average Monthly Bill |
|----------------|---------------------------|----------------------|
| February 2023 | 0.0072 | \$77.18 |
| March 2023 | -0.0068 | \$68.78 |
| April 2023 | -0.0037 | \$70.64 |
| May 2023 | -0.0099 | \$66.92 |
| June 2023 | -0.0050 | \$69.86 |
| July 2023 | 0.0069 | \$77.00 |
| August 2023 | 0.0237 | \$87.08 |
| September 2023 | 0.0202 | \$84.98 |
| October 2023 | 0.0081 | \$77.72 |
| November 2023 | -0.0016 | \$71.90 |
| December 2023 | -0.0024 | \$71.42 |
| January 2024 | | |
| Average | 0.003745 | \$74.80 |

Average Bill Annually

| 2019 | 2020 | 2021 | 2022 | 2023 | 2024 |
|---------|---------|---------|---------|---------|------|
| \$68.07 | \$69.15 | \$72.31 | \$78.70 | \$74.80 | |





Electric Department January 2024 Report

December - Large Work Orders in progress:

City Wide:

- Northend – Tree trimming
- Southside – Switchgear replacement
- Year-end inventory and work order close out
- Misc. – Scheduled outages and street light replacements

| Outage/Callouts | Location | Duration | Cause if known |
|-----------------|--------------------------------|----------|--------------------------------|
| 12/09/2023 | 21 st St & Emmet St | 1-hr | Tree Branch on Cutout |
| 12/19/2023 | Washington Street | N/A | Rewire street light controller |
| 12/24/2023 | Washington Street | N/A | Rewire street light controller |
| 12/26/2023 | Washington Street | N/A | Rewire street light controller |

Work Completed by Electrical Inspector & Electric Meter Technician

| | |
|---|---|
| Number of Service Upgrades/Changes | 2 |
| Number of Electric Meters Installed | 6 |
| Total Number of Electric Meters Tested | 0 |
| Service Disconnects & Reconnects (Normal Hours) | 3 |

