

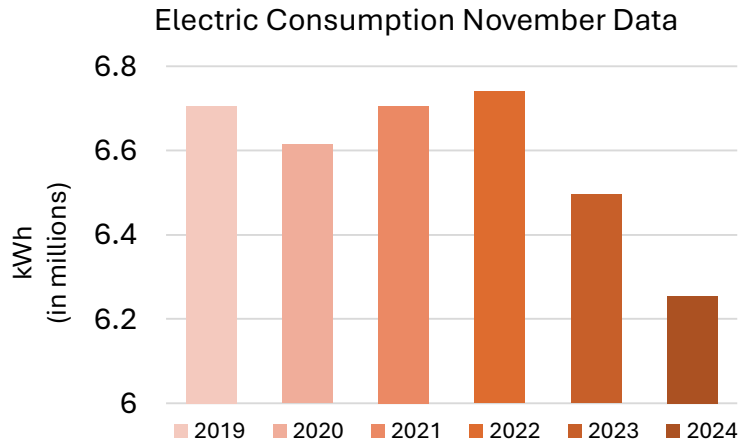


# Electric Department December 2024 Report

## Electric Consumption in kWh (November Data):

2019	2020	2021	2022	2023	2024
6,706,865	6,613,165	6,704,864	6,739,856	6,495,097	6,255,286

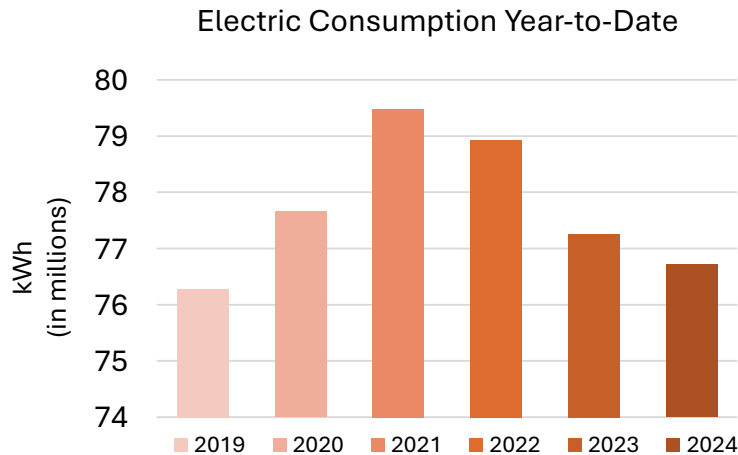
% Change from 2019-2024: -7.22%      % Change from 2023-2024: -3.83%



## Year-to-Date

2019	2020	2021	2022	2023	2024
77,281,067	77,653,050	79,482,394	78,934,572	77,255,179	76,716,470

% Change from 2019-2024: 0.57%      % Change from 2023-2024: -0.70%



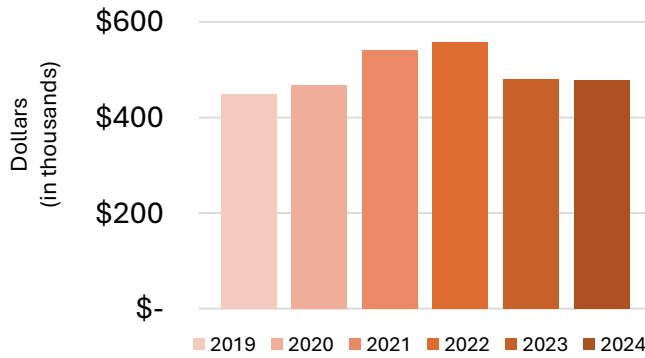


# Electric Department December 2024 Report

## Cost of Electricity Purchased in Dollars (November Data):

2019	2020	2021	2022	2023	2024
\$ 448,393.26	\$ 466,240.90	\$ 539,880.72	\$ 557,242.04	\$ 480,002.70	\$ 477,457.87

Cost of Electricity Purchased  
November



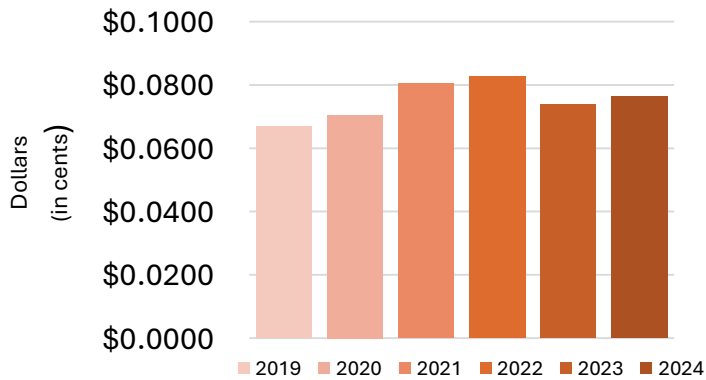
## Cost of Electricity per kWh:

2019	2020	2021	2022	2023	2024
\$0.0669	\$0.0705	\$0.0805	\$0.0827	\$0.0739	\$0.0763

% Change from 2019-2024: 12.41%

% Change from 2023-2024: 3.18%

Cost of Electricity per kWh November



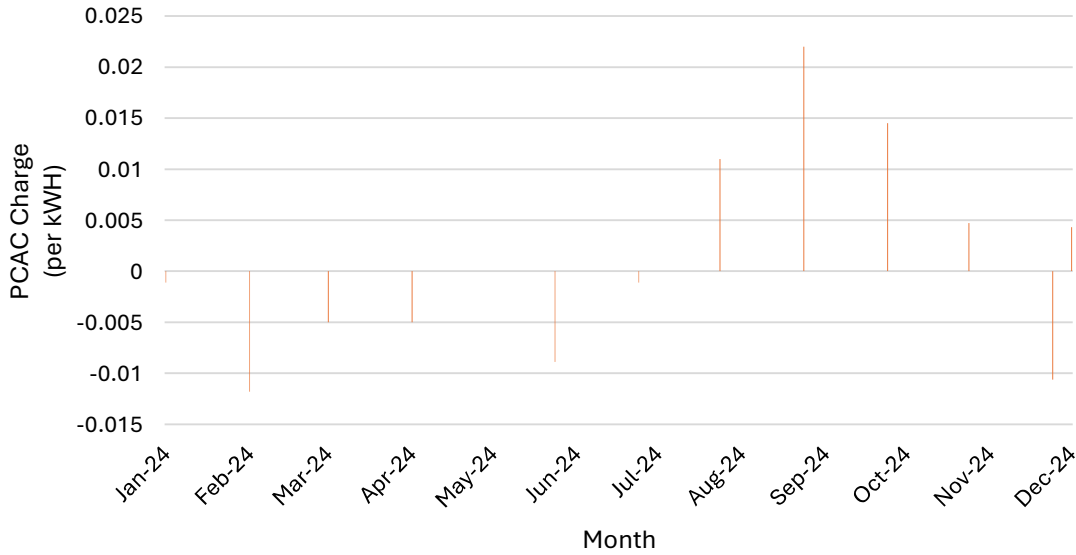


# Electric Department December 2024 Report

## Power Cost Adjustment Clause

Month	PCAC/FAC Charge (per kWh)	Average Monthly Bill
January	-0.0011	\$72.20
February	-0.0118	\$65.78
March	-0.0050	\$69.86
April	-0.0050	\$69.86
May	-0.0089	\$67.52
June	-0.0011	\$72.20
July	0.0110	\$79.46
August	0.0220	\$86.06
September	0.0145	\$81.56
October	0.0047	\$75.68
November	-0.0106	\$66.50
December	0.0043	\$75.44
<b>Average</b>	<b>0.001083</b>	<b>\$73.51</b>

PCAC



Average Bill Annually

2019	2020	2021	2022	2023	2024
\$68.07	\$69.15	\$72.31	\$78.70	\$74.80	\$73.51



# Electric Department December 2024 Report

October - Large Work Orders in progress:

- Northend – Pole & regulator replacements
- City Wide – Meter upgrades and testing
- City Wide – Installations of URD services
- Washington Street – Holiday decorations, lights and repairing outlets

Outage/Callouts	Location	Duration	Cause if known
11/02/2024	1000 Blk of 22 <sup>nd</sup> St	N/A	Car vs. Pole Accident
11/28/2024	Eggers Drive	N/A	Emergency Locate

## Work Completed by Electrical Inspector & Electric Meter Technician

Number of Service Upgrades/Changes	12
Number of Electric Meters Installed	3
Total Number of Electric Meters Tested	0
Service Disconnects & Reconnects (Normal Hours)	6

### TWO RIVERS UTILITIES' ANNUAL COMMUNITY FOOD DRIVE

Donation made to TREP



### Magee Elementary School Winners!



Winner of electric scooter was Maverick & winners of \$25 gift card to Amazon were Meea, Rylee, Beau, & Mackayla!


### Koenig Elementary School Winners!



Winner of electric scooter was Madi & winners of \$25 gift card to Amazon were Kaden, Jessica, Isla, & Carter!



50" Smart TV- Winner Eldona!



Cordless Drill/Impact Combo Kit  
Winner Bob!



Energy Star Dehumidifier  
Winner Janet!