



Electric Department October 2023 Report

▪ Electric Consumption in kWh: September Data

2018	2019	2020	2021	2022	2023
6,809,251	6,612,734	6,735,982	7,099,107	7,106,085	6,907,087

% Change from 2018-2023:

1.44%

% Change from 2022-2023:

-2.80%

▪ Year-to-Date

2018	2019	2020	2021	2022	2023
63,893,031	62,816,844	64,223,302	65,950,098	65,640,297	64,037,423

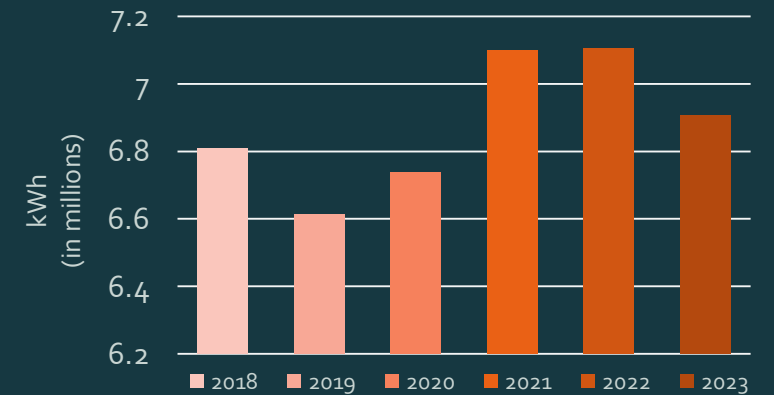
% Change from 2018-2023:

0.23%

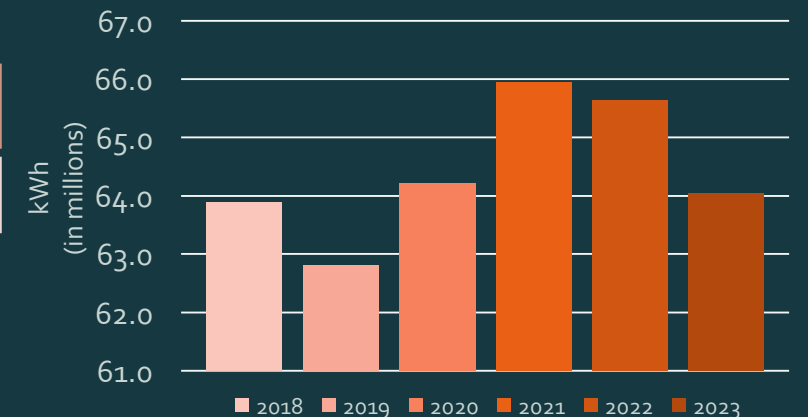
% Change from 2022-2023:

-2.44%

Electric Consumption September 2023 Data



Electric Consumption Year-to-Date



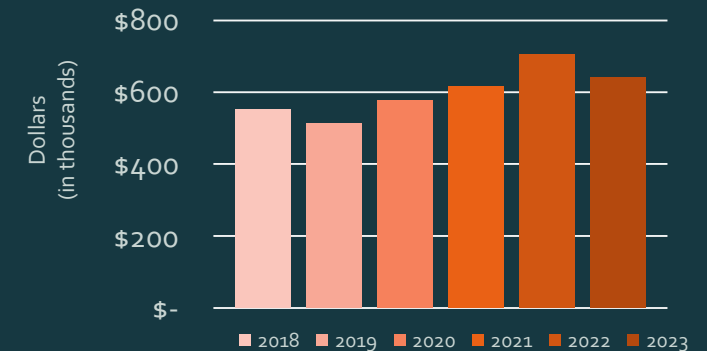


Electric Department October 2023 Report

▪ Cost of Electricity Purchased in Dollars: September Data

2018	2019	2020	2021	2022	2023
\$ 551,586.20	\$ 512,813.10	\$ 578,125.88	\$ 616,138.48	\$ 705,891.08	\$ 641,230.00

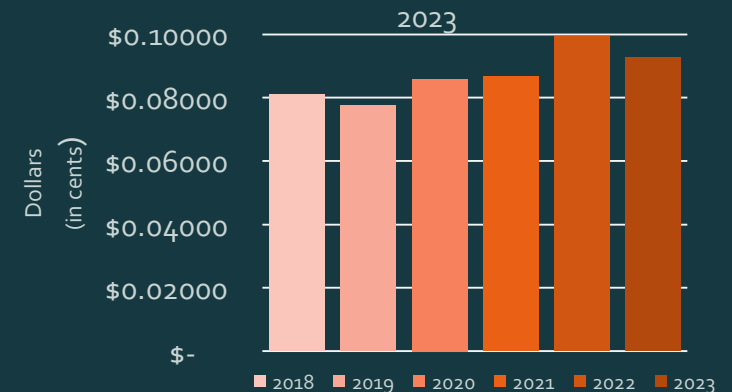
Cost of Electricity Purchased September
2023



▪ Cost of Electricity per kWh:

2018	2019	2020	2021	2022	2023
\$ 0.08101	\$ 0.07755	\$ 0.08583	\$ 0.08679	\$ 0.09934	\$ 0.09284

Cost of Electricity per kWh September



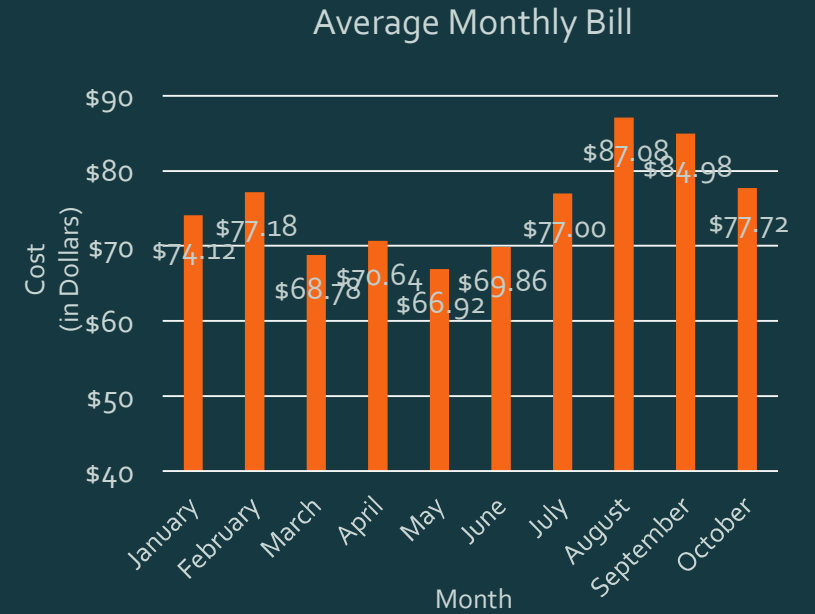
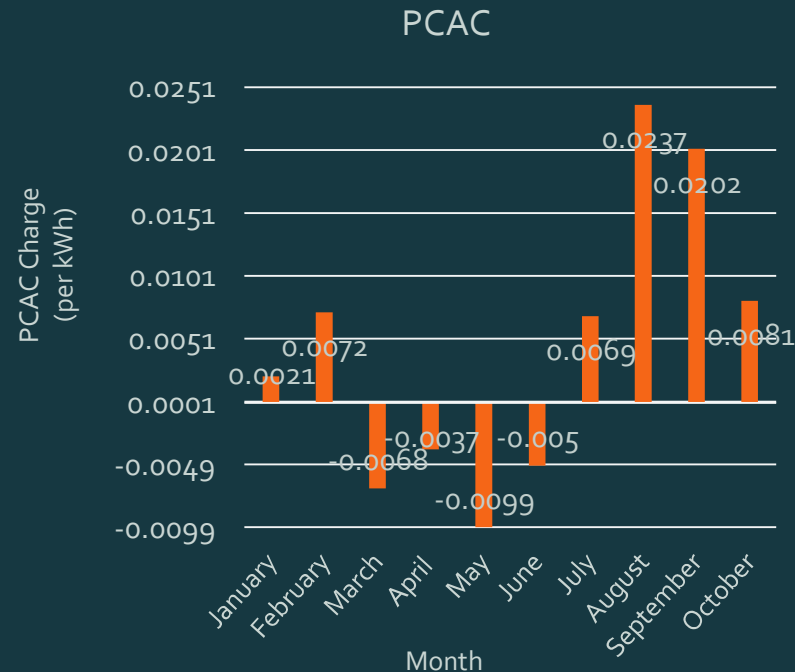
% Change from 2018-2023: **14.61%** % Change from 2022-2023: **-6.54%**



Electric Department October 2023 Report

· PCAC

Month	PCAC/FAC Charge (per kWh)	Average Monthly Bill
January	0.0021	\$74.12
February	0.0072	\$77.18
March	-0.0068	\$68.78
April	-0.0037	\$70.64
May	-0.0099	\$66.92
June	-0.0050	\$69.86
July	0.0069	\$77.00
August	0.0237	\$87.08
September	0.0202	\$84.98
October	0.0081	\$77.72
Average	0.003855	\$75.43





Electric Department October 2023 Report

- September - Large Work Orders in progress:
 - Eastside – 17th Street Reconstruction Upgrades
 - Northside – Underground Conversion Projects, Pole Replacements
 - Various Locations – Underground Electric Service Installations
 - Downtown – Remove Hanging Planters
 - Substation – Assist with Substation Testing

Outage/Callouts	Location	Duration	Cause if known
09/16/2023	3037 Adams St	N/A	Customer Issue
09/20/2023	11 th & Columbus St	N/A	Car/Pole Accident
09/29/2023	1119-33 rd St	N/A	Electrical Inspection(billed customer)

Work Completed by Electrical Inspector & Electric Meter Technician	
Number of Service Upgrades/Changes	7
Number of Electric Meters Installed	2
Total Number of Electric Meters Tested	1
Service Disconnects & Reconnects (Normal Hours)	20

