



# Cat<sup>®</sup> D3

## TRACK-TYPE TRACTOR

### FEATURES:

The new Cat<sup>®</sup> D3 delivers superior performance and the broadest choice of technology features to help you get the most from your dozer. Nimble and responsive, it has power for dozing and finesse for grading. Fully hydrostatic transmission gives you seamless acceleration, so you can get the job done quickly. The load sensing system automatically optimizes ground speed based on load, for the greatest productivity and fuel efficiency.

### IMPROVED VISIBILITY

- New sloped hood provides better visibility to the work in front of the blade as well as the overall job site. Better visibility can equal less operator fatigue and more confidence in your work.

### GRADE TECHNOLOGY

- Scalable 2D and 3D Cat Grade provide technologies like Slope Assist, Stable Blade, and Slope Indicate for easier and more efficient operation, as well as the flexibility to adapt different technology based on job site demands.

### UP TO 10% IMPROVED FUEL ECONOMY

- The D3 features the lowest fuel consumption in this size class with the same great performance you've come to expect. Up to 20% improvement and no performance sacrifice when ECO mode is active.

### COMFORTABLE WORK SPACE

- The spacious and comfortable cab features an optional heated and ventilated seat, along with heated joystick controls to make the operator comfortable no matter what the conditions are outside. The seat height and armrests can be easily adjusted to the operator's preference.

### BIGGER, BETTER DISPLAY WITH CAMERA

- This new and improved optional 10 in (254 mm) touchscreen, color display is easy to use, with a great view of machine settings, rearview camera and Slope Indicate/Slope Assist screens. The large reversing camera gives the operator better visibility to the job site.

### DURABLE UNDERCARRIAGE

- The D3 is available with either a Sealed and Lubricated Track (SALT) or Abrasion undercarriage to best suit your application. The undercarriage has a longer life resulting in less down time. A one piece mainframe/track roller frame design and the large, double reduction planetary final drive allow the machine to push heavy loads.

## Specifications

### Engine

Engine Model	Cat <sup>®</sup> C3.6	
Net Power @ 2,200 rpm		
SAE J1349	77.6 kW	104 hp
ISO 9249, 80/1269/EEC	77.6 kW	104 hp
Power Train	Hydrostatic	
Displacement	3.6 L	220 in <sup>3</sup>

- Net power is tested per ISO 9249:2007 and SAE J1349:2011 and as advertised is the power available at the flywheel when the engine is equipped with fan, air intake system, exhaust system and alternator.
- Engine equivalent to Tier 3 emission standards.

### Weights

Operating Weight	9362 kg	20,640 lb
Operating Weight – LGP	9693 kg	21,369 lb
Operating Weight – LGP, 762 mm/30 in	9893 kg	21,810 lb

- Specifications shown are for machine equipped with dozer blade, EROPS cab, back-up alarm, operator, coolant, lubricants and full fuel tank.
- For machine with ripper, add 554 kg (1,222 lb).

### Cab

ROPS	ISO 3471:2008
FOPS	ISO 3449:2005 Level II

### Transmission

Drive Pumps	1	
Track Motors	2	
Relief Valve Settings	48 500 kPa	7,033 psi
Maximum Travel Speed – Forward	9 km/h	5.6 mph
Maximum Travel Speed – Reverse	10 km/h	6.2 mph



# D3 Track-Type Tractor

## Undercarriage

Number of Rollers (each side)	7	
Number of Shoes (each side) – Sealed and Lubricated Track (SALT) Undercarriage	40	
Number of Shoes (each side) – Abrasion Undercarriage	36	
Shoe Width	510 mm	20 in
Shoe Width – LGP	660 mm	26 in
Shoe Width – LGP, 762 mm (30 in)	762 mm	30 in
Length of Track on Ground	2310 mm	91 in
Length of Track on Ground – LGP	2310 mm	91 in
Length of Track on Ground – LGP, 762 mm (30 in)	2310 mm	91 in
Track Gauge	1600 mm	63 in
Track Gauge – LGP	1750 mm	69 in
Track Gauge – LGP, 762 mm (30 in)	1860 mm	73 in
Ground Pressure	38.9 kPa	5.7 psi
Ground Pressure – LGP	31.2 kPa	4.5 psi
Ground Pressure – LGP, 762 mm (30 in)	27.2 kPa	3.9 psi

## Service Refill Capacities

Fuel Tank	195 L	51.5 gal
Crankcase and Filter	10.5 L	2.8 gal
Final Drives, (each side)	10 L	2.6 gal
Final Drives, LGP (each side)	10 L	2.6 gal
Cooling System	19 L	5.0 gal
Transmission/Hydraulic Tank	90 L	23.8 gal

## Hydraulic Controls

Pump Output	65 L/min	17.2 gal/min
Relief Valve Settings	20 600 kPa	2,988 psi

## Ripper

Type	Parallelogram	
Number of Shanks	3	
Maximum Digging Depth	337.5 mm	13.3 in
Maximum Reach at Ground Line	766 mm	30.2 in
Maximum Ground Clearance Under Tip	448 mm	17.6 in
Overall Width	1710 mm	67.3 in
Height	165 mm	6.5 in
Weight	554 kg	1,222 lb

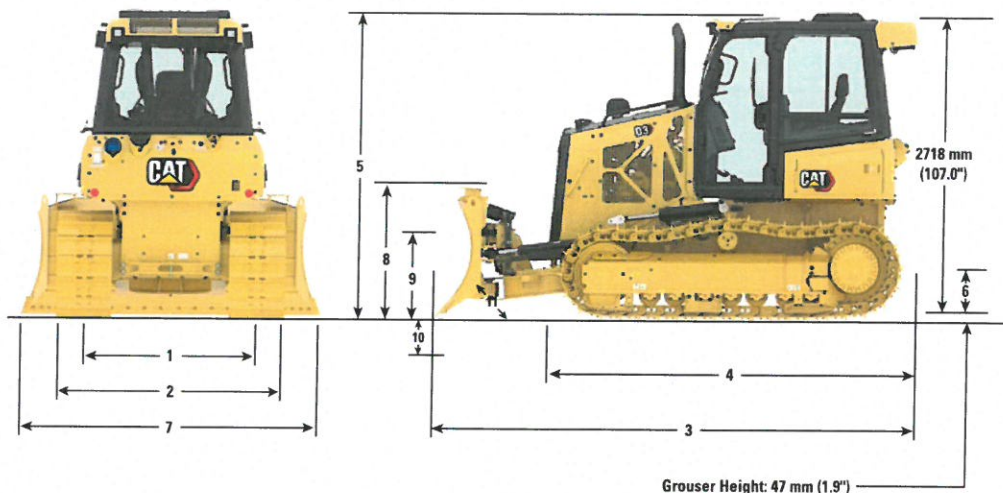
## Winch

Weight	610 kg	1,345 lb
Winch Drive	Hydrostatic	
Control	Hydraulic	
Speed	Variable	
Winch Length	705 mm	27.76 in
Overall Width	741 mm	29.2 in
Drum Diameter	254 mm	10 in
Drum Width	274 mm	10.8 in
Throat Clearance	171.5 mm	6.75 in
Rope Diameter – recommended	16 mm	0.63 in
Rope Diameter – optional	19 mm	0.75 in
Drum Capacity – recommended cable	113 m	371 ft
Drum Capacity – optional cable	78 m	256 ft
Maximum Line Pull – bare drum	18 144 kg	40,000 lb
Maximum Line Pull – full drum	11 340 kg	25,000 lb
Maximum Line Speed – bare drum	40 m/min	131 ft/min
Maximum Line Speed – full drum	63 m/min	207 ft/min

## Air Conditioning System

The air conditioning system on this machine contains the fluorinated greenhouse gas refrigerant R134a (Global Warming Potential = 1430). The system contains 1.8 kg of refrigerant which has a CO<sub>2</sub> equivalent of 2.574 metric tonnes.

# D3 Track-Type Tractor



## Dimensions\*

	Standard		LGP		LGP, 762 mm (30 in)	
<b>1</b> Track Gauge	1600 mm	63 in	1750 mm	67.9 in	1860 mm	73 in
<b>2</b> Width of Tractor (standard shoes, no blade)	2110 mm	83 in	2360 mm	92.9 in	2630 mm	103.5 in
<b>3</b> Overall Length (with blade)	4337 mm	170.7 in	4309 mm	169.6 in	4309 mm	169.6 in
<b>4</b> Length of Basic Tractor (without blade)	3270 mm	128.7 in	3270 mm	128.7 in	3270 mm	128.7 in
<b>5</b> Tractor Height	2769 mm	109 in	2769 mm	109 in	2769 mm	109 in
<b>6</b> Ground Clearance	332 mm	13 in	332 mm	13 in	332 mm	13 in
With Ripper Attachment (add to Length of Basic Tractor)	1177 mm	46.3 in	1177 mm	46.3 in	1177 mm	46.3 in
<b>BLADE</b>	<b>Standard</b>		<b>Intermediate</b>		<b>LGP</b>	
<b>7</b> Blade Width	2782 mm	109.5 in	2921 mm	115 in	3220 mm	126.7 in
<b>8</b> Blade Height	1073 mm	42.2 in	1010 mm	39.8 in	1010 mm	39.8 in
<b>9</b> Blade Lift Height	767 mm	30.2 in	767 mm	30.2 in	767 mm	30.2 in
<b>10</b> Digging Depth	586 mm	23.1 in	572 mm	22.5 in	572 mm	22.5 in
<b>11</b> Blade Cutting Edge Angle, Adjustable	52° to 58°		52° to 58°		52° to 58°	
Maximum Tilt	402 mm	15.8 in	448 mm	17.7 in	448 mm	17.7 in
Maximum Angle (either side)	25°		25°		25°	
Blade Width at Maximum Angle	2636 mm	103.8 in	2669 mm	105.1 in	2940 mm	115.8 in
Blade Capacity (SAE)	2.19 m <sup>3</sup>	2.86 yd <sup>3</sup>	2.09 m <sup>3</sup>	2.73 yd <sup>3</sup>	2.34 m <sup>3</sup>	3.06 yd <sup>3</sup>

\*Abrasion Undercarriage

# D3 Track-Type Tractor

## Standard and Optional Equipment

Standard and optional equipment may vary. Consult your Cat dealer for details.

	Standard	Optional		Standard	Optional
<b>POWER TRAIN</b>			<b>ATTACHMENTS</b>		
Air cleaner with precleaner, automatic dust ejection and underhood intake	✓		Rigid drawbar	✓	
Air cleaner with external precleaner		✓	Drawbar, towing		✓
Aluminum bar plate cooling system (radiator, power train)	✓		Front pull device	✓	
Automatic traction control	✓		Machine security system		✓
Cat C3.6 diesel engine	✓		Mounting, winch		✓
Drive, auxiliary	✓		Ripper, parallelogram, includes three shanks and teeth		✓
Dual path, closed loop, hydrostatic transmission	✓		Winch, hydraulic, high performance		✓
Electric fuel pump	✓		Winch, hydraulic, retrieval		✓
Fuel/water separator	✓		<b>OPERATOR ENVIRONMENT</b>		
Installation, winch		✓	Armrests, adjustable	✓	
Turbocharged aftercooled	✓		Cab, with air conditioning		✓
<b>ELECTRICAL</b>			Cab, polycarbonate windows and air conditioning		✓
Alarm, backup	✓		Coat hook	✓	
Alternator, 150 amp, heavy duty	✓		Controls, seat mounted, fore/aft adjustment	✓	
Batteries, heavy duty, maintenance free, 1,000 CCA	✓		Cup holders	✓	
Diagnostic connector	✓		Eco Mode	✓	
Four integrated front halogen lights, two rear halogen	✓		Electronic Monitoring system with gauge:		
Four integrated front LED lights, two rear LED		✓	– Chassis slope indication	✓	
Horn, electric	✓		– Engine coolant temperature	✓	
Starter, electric, 12 V, heavy duty	✓		– Fuel level	✓	
<b>UNDERCARRIAGE</b>			– Hydraulic oil temperature	✓	
SALT undercarriage (40 section)	✓		Electronic security system	✓	
Abrasion undercarriage (36 section)		✓	Engine air cleaner service indicator	✓	
Track Pairs			Engine RPM and gear display	✓	
– Track, 510 mm (20 in)		✓	Floor mat, rubber, heavy duty	✓	
– Track, 660 mm (26 in)		✓	Foot pads, dash	✓	
– Track, 762 mm (30 in)		✓	Hour meter, electronic	✓	
Carrier rollers	✓		Independent forward/reverse speed settings	✓	
Guards, front/rear guiding	✓		Mirror, rearview, inside	✓	
Seven roller track frame	✓		Power port, 12 volt	✓	
Track adjusters, hydraulic	✓		Radio, AM/FM Bluetooth®		✓
Track rollers, lifetime lubricated	✓		ROPS/FOPS canopy	✓	
<b>HYDRAULIC</b>			Seat, air suspended, cloth or vinyl	✓	
Hydraulic pump and oil	✓		Seat, air suspension, choice of:		
Four valve for use with ripper		✓	– Vinyl, heated seat with heated controls		✓
Four valve for use with winch		✓	– Cloth, heated seat with heated controls		✓
Single lever, three function control	✓		– Cloth, heated and ventilated seat with heated controls		✓
Three valve hydraulics	✓		Seatbelt, hi-vis retractable 76 mm (3")	✓	
<b>CAT TECHNOLOGY</b>			Seatbelt buckling indicator/reminder	✓	
Cat GRADE with Slope Assist		✓	Single pedal combining decel and brake functions	✓	
Cat GRADE with 3D		✓	Sound suppression		✓
Cat Product Link PLE643/PLE743 Cellular	✓		Speed recall	✓	
Cat Product Link PLE683/PLE783 Cellular/Satellite		✓	Storage compartment	✓	
Full-color 10 in (254 mm) touchscreen grade display		✓	Throttle switch, rotary	✓	
Power Pitch		✓	Travel speed limiter, electronic	✓	
Slope Indicate	✓		<b>OTHER</b>		
Stable blade	✓		Heater, engine, coolant 120 V/240 V		✓
			Starting aid, ether		✓

For more complete information on Cat products, dealer services, and industry solutions, visit us on the web at [www.cat.com](http://www.cat.com)

© 2020 Caterpillar  
All rights reserved

Materials and specifications are subject to change without notice. Featured machines in photos may include additional equipment. See your Cat dealer for available options.

CAT, CATERPILLAR, LET'S DO THE WORK, their respective logos, "Caterpillar Corporate Yellow," the "Power Edge" and Cat "Modern Hex" trade dress as well as corporate and product identity used herein, are trademarks of Caterpillar and may not be used without permission.

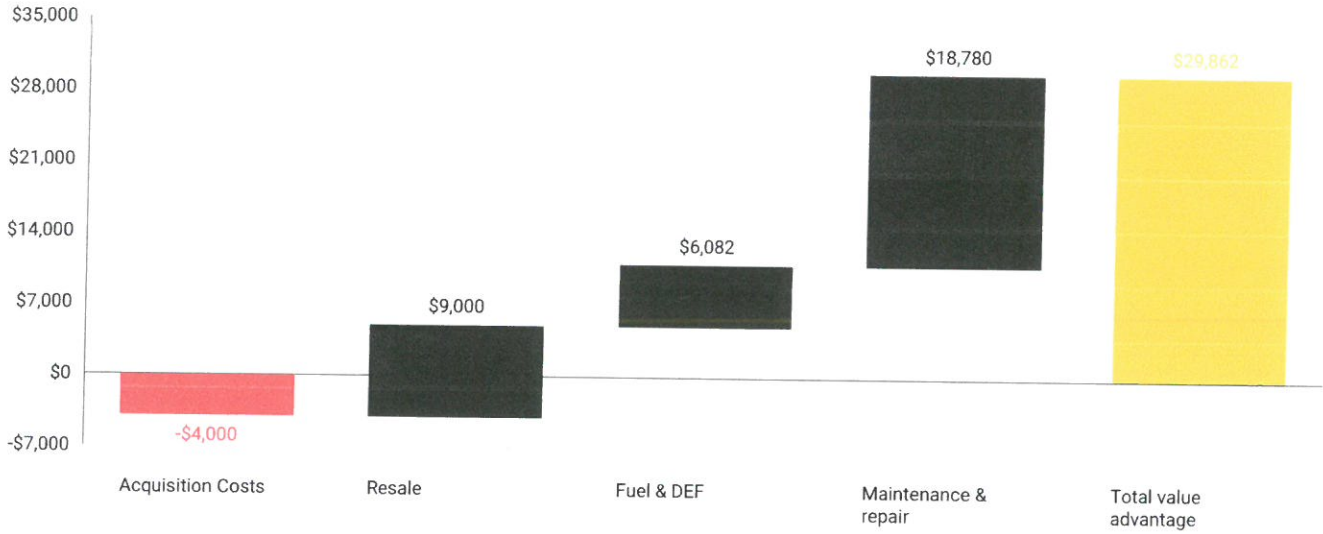
AEHQ8311 (08-2020)  
Build Number: 12A  
(S Am, AME, APD)





Contact name:  
Company:  
Location:

## VALUE SUMMARY REPORT (LIFETIME) Advantage of Cat D3 (1x New) over John Deere 650K (1x New)



### TOTAL VALUE ADVANTAGE (LIFETIME)

**\$29,862**

#### CHART LEGEND


- Negative values
- Positive values
- Total value advantage

Each bar shows the difference in owning costs, operating costs, and revenue for the selected comparison. The Total value advantage represents the overall value difference between products.



Contact name:  
 Company:  
 Location:

## VALUE SUMMARY REPORT (LIFETIME) Advantage of Cat D3 (1x New) over Komatsu D39 EX-24 (1x New)



### TOTAL VALUE ADVANTAGE (LIFETIME)

**\$26,853**

#### CHART LEGEND

- Negative values
- Positive values
- Total value advantage

Each bar shows the difference in owning costs, operating costs, and revenue for the selected comparison. The Total value advantage represents the overall value difference between products.



Contact name:  
 Company:  
 Location:

## VALUE SUMMARY REPORT DETAILS

	Cat D3 (1x New)	John Deere 650K (1x New)	Komatsu D39 EX-24 (1x New)
<b>Usage</b>			
Working hours (lifetime)	6,000 hr	6,000 hr	6,000 hr
<b>Ownership costs</b>			
Acquisition type	New	New	New
Transaction price	\$146,000	\$142,000	\$142,000
Resale value	\$61,600	\$52,600	\$49,200
<b>Ownership cost (lifetime)</b>	<b>\$84,400</b>	<b>\$89,400</b>	<b>\$92,800</b>
<b>Operating costs</b>			
Fuel & DEF	\$39,911	\$45,993	\$43,484
Fuel price	3.03 \$/gal	3.03 \$/gal	3.03 \$/gal
DEF price	2.75 \$/gal	2.75 \$/gal	2.75 \$/gal
Fuel consumption	2.1 gal/hr	2.42 gal/hr	2.29 gal/hr
Def consumption (% of fuel)	5%	5%	5%
CO <sup>2</sup> emissions (lifetime)	139 ton	160 ton	151 ton
Maintenance & repair	\$73,560	\$92,340	\$88,440
Maintenance cost	5.58 \$/hr	7.37 \$/hr	7.06 \$/hr
Repair cost	6.68 \$/hr	8.02 \$/hr	7.68 \$/hr
Misc. operating costs	\$180,000	\$180,000	\$180,000
Operator rate	30 \$/hr	30 \$/hr	30 \$/hr
<b>Operating cost (lifetime)</b>	<b>\$293,471</b>	<b>\$318,333</b>	<b>\$311,924</b>
<b>TOTAL COST (LIFETIME)</b>	<b>\$377,871</b>	<b>\$407,733</b>	<b>\$404,724</b>
<b>Cost per hr</b>	<b>62.98 \$/hr</b>	<b>67.96 \$/hr</b>	<b>67.45 \$/hr</b>



Contact name:  
Company:  
Location:

## LEGAL DISCLAIMER

The information contained in this report is based on data provided by the user and on other estimates and projections derived from available performance reports, production studies, maintenance and repair estimates, measured fuel consumption, public auction data, customer specific data, etc. Your results may vary based on machine configuration, condition, age, operator experience, site conditions and other environmental factors. This report is provided for informational purposes only and should not be considered as investment advice or a recommendation of any particular product. Any forecasts, estimates or projections contained in this report may be affected by inaccurate assumptions or by known or unknown factors and uncertainties, and may differ materially from results ultimately achieved.

Caterpillar does not in any way guarantee the accuracy of any projections, estimates, assumptions and/or conclusions, which are for illustrative purposes only. Information contained in this report is not intended to be, and does not constitute, investment, tax, accounting or other professional advice. Recipients should consult their appropriate professional advisors prior to acting on the information set forth in this report.

CATERPILLAR MAKES NO REPRESENTATION OR WARRANTY AS TO THE ACCURACY, TIMELINESS, QUALITY, COMPLETENESS, SUITABILITY OR RELIABILITY OF ANY INFORMATION OR DATA PRESENTED ON THIS REPORT. EXCEPT AS EXPRESSLY PROVIDED HEREIN, CATERPILLAR PROVIDES THIS REPORT WITHOUT ANY WARRANTY, EXPRESS OR IMPLIED.

DEALERS MUST MAKE AN INDEPENDENT ASSESSMENT AND JUDGMENT ABOUT WHETHER THE LAWS OF THE JURISDICTION IN WHICH THEY ARE LOCATED AUTHORIZE SHARING THE FOLLOWING CUSTOMER REPORT WITH CUSTOMERS. IN JURISDICTIONS WHERE PERMISSIBLE, DEALER MAY SHARE THE CUSTOMER REPORT WITH BONA FIDE CUSTOMERS TO PROVIDE THE CUSTOMER WITH A COMPARISON OF A CATERPILLAR MACHINE AND ITS FEATURES AGAINST CERTAIN COMPETITORS' MACHINES. DEALER SHALL ASSUME FULL RESPONSIBILITY AND SHALL INDEMNIFY AND HOLD CATERPILLAR HARMLESS AGAINST ANY AND ALL LIABILITIES, FINES OR DAMAGES ARISING OUT OF DEALERS USE OR SHARING OF THE CUSTOMER REPORT WITH ITS CUSTOMERS.



**PH BIDDING GROUP CONTACT:** Vendors who have questions or comments regarding this specification may direct them to:

**Cory Dewett**  
662-407-0193  
[cory@phbidding.com](mailto:cory@phbidding.com)

**PERFORMANCE DATES:**

Advertise: March 2, 2021

Advertise: March 9, 2021

**Specification Responses Due:** March 25, 2021 2:00 PM Local Time

**Reverse Auction Date:** March 31, 2021 11:00 AM Local Time

SPECIFICATIONS Please acknowledge in the boxes to the right where required. Any Variance should be listed in the box to the right.	Acknowledge		Variance (If Any)
	Yes	No	
<b>Bid Line Items:</b>			
Line Item 1 – Purchase Price for one (1) Bulldozer Unit as Specified	<input checked="" type="checkbox"/>	<input type="checkbox"/>	
Line Item 2 – Delivery Time (In Days Only)	<input checked="" type="checkbox"/>	<input type="checkbox"/>	
<b>1.0 ENGINE</b>	<b>YES</b>	<b>NO</b>	
100 hp Minimum Turbo Charged Diesel or Equivalent	<input checked="" type="checkbox"/>	<input type="checkbox"/>	
Lockable Engine Enclosure	<input checked="" type="checkbox"/>	<input type="checkbox"/>	
Fuel Shut Off Valve Shall be Included	<input checked="" type="checkbox"/>	<input type="checkbox"/>	
<b>2.0 POWER TRAIN &amp; CHASSIS</b>	<b>YES</b>	<b>NO</b>	
Drive system shall be hydrostatic designed to permit unrestricted changes in speed and direction under full Engine RPM and Load	<input checked="" type="checkbox"/>	<input type="checkbox"/>	
Steering and Transmission shall be controlled with a joystick	<input checked="" type="checkbox"/>	<input type="checkbox"/>	
Unit shall have a foot decelerator	<input checked="" type="checkbox"/>	<input type="checkbox"/>	
<b>3.0 HYDRAULIC SYSTEM</b>	<b>YES</b>	<b>NO</b>	
Pump output shall be at least 18GPM@2150 or suitable for the individual machine	<input checked="" type="checkbox"/>	<input type="checkbox"/>	
All hoses shall be of an o-ring seal design	<input checked="" type="checkbox"/>	<input type="checkbox"/>	
Blade control shall have a single lever with control for lift, tilt, and angle function	<input checked="" type="checkbox"/>	<input type="checkbox"/>	
<b>4.0 TRACKS &amp; UNDERCARRIAGE</b>	<b>YES</b>	<b>NO</b>	
Undercarriage shall have a minimum of six (6) track rollers per side	<input checked="" type="checkbox"/>	<input type="checkbox"/>	
Rollers and idlers shall be lifetime lubricated	<input checked="" type="checkbox"/>	<input type="checkbox"/>	
LGP Tracks shall be required	<input checked="" type="checkbox"/>	<input type="checkbox"/>	
<b>5.0 OPERATOR STATION</b>	<b>YES</b>	<b>NO</b>	
Unit shall be complete with enclosed cab – ROPS/FOPS approved	<input checked="" type="checkbox"/>	<input type="checkbox"/>	
Cab shall lock with a key	<input checked="" type="checkbox"/>	<input type="checkbox"/>	
Unit shall have fresh air intake, heat, air conditioning, windshield wipers	<input checked="" type="checkbox"/>	<input type="checkbox"/>	
Adjustable seat for operator height and weight and lumbar adjustment	<input checked="" type="checkbox"/>	<input type="checkbox"/>	
Display gauges, AM/FM/Bluetooth Radio	<input checked="" type="checkbox"/>	<input type="checkbox"/>	
Unit shall be pre-wired for CB			

6.0 BASIC INFORMATION		YES	NO
Unit weight of approximate 20,000 pounds or equivalent	<input checked="" type="checkbox"/>	<input type="checkbox"/>	
Minimum 13" ground clearance or equivalent	<input checked="" type="checkbox"/>	<input type="checkbox"/>	
Blade width of 115" or equivalent	<input checked="" type="checkbox"/>	<input type="checkbox"/>	
Six-way blade required	<input checked="" type="checkbox"/>	<input type="checkbox"/>	
7.0 WARRANTY		YES	NO
Minimum 12 month warranty from date of delivery	<input checked="" type="checkbox"/>	<input type="checkbox"/>	
Minimum 3 year power train and hydraulics warranty required	<input checked="" type="checkbox"/>	<input type="checkbox"/>	
8.0 PAINT		YES	NO
Paint shall be applied with the highest industry standards. Color shall be manufacturer's typical color for this specific equipment piece.	<input checked="" type="checkbox"/>	<input type="checkbox"/>	
Vendor shall provide a duplicatable daily inspection checklist sheet for operator use	<input checked="" type="checkbox"/>	<input type="checkbox"/>	
9.0 UNIT INFORMATION		YES	NO
<b>In the boxes to the right, state the following:</b>			
Bulldozer Manufacturer	CAT		
Bulldozer Model	D3		
Bulldozer Year Model	2021		
Operating Weight	21810lb		
Engine Manufacturer	CAT		
Engine Model	CAT C3.6		
Engine Horsepower	104		
Average Fuel Consumption/Hour	2.1		
Maintenance Agreement Interval Schedule	250 - 500		
Maintenance Cost per Interval	5.50 HR		
10.0 Specification Response Form Complete Document Checklist		YES	NO
<i>(Include all below documents in order for your Specification Response Form to be considered)</i>			
Equipment Brochure Included:	<input checked="" type="checkbox"/>	<input type="checkbox"/>	
Written Warranty Information Included:	<input checked="" type="checkbox"/>	<input type="checkbox"/>	
PH Bidding Supplier Agreement Included:	<input checked="" type="checkbox"/>	<input type="checkbox"/>	
Company Name:	Thompson Machinery		
Representative:	Bubba Dean	Phone:	
Billing Address:	421 Wallace Drive		Cell: 662-260-0199
City/Zip:	Belden MS 38826		Email: bubba.dean@tmcpt.com