



# Police Department Updates

October 14, 2024

# *Police Department Updates*



## • **Current Staffing Levels**

### **39 Sworn Personnel**

- 1 at the Academy (Graduates December)
- 1 in Field Training
- 1 on Light Duty (OJI)

### **8 Non-Sworn Personnel**

2 Vacancies – One Officer position and one Sergeant position

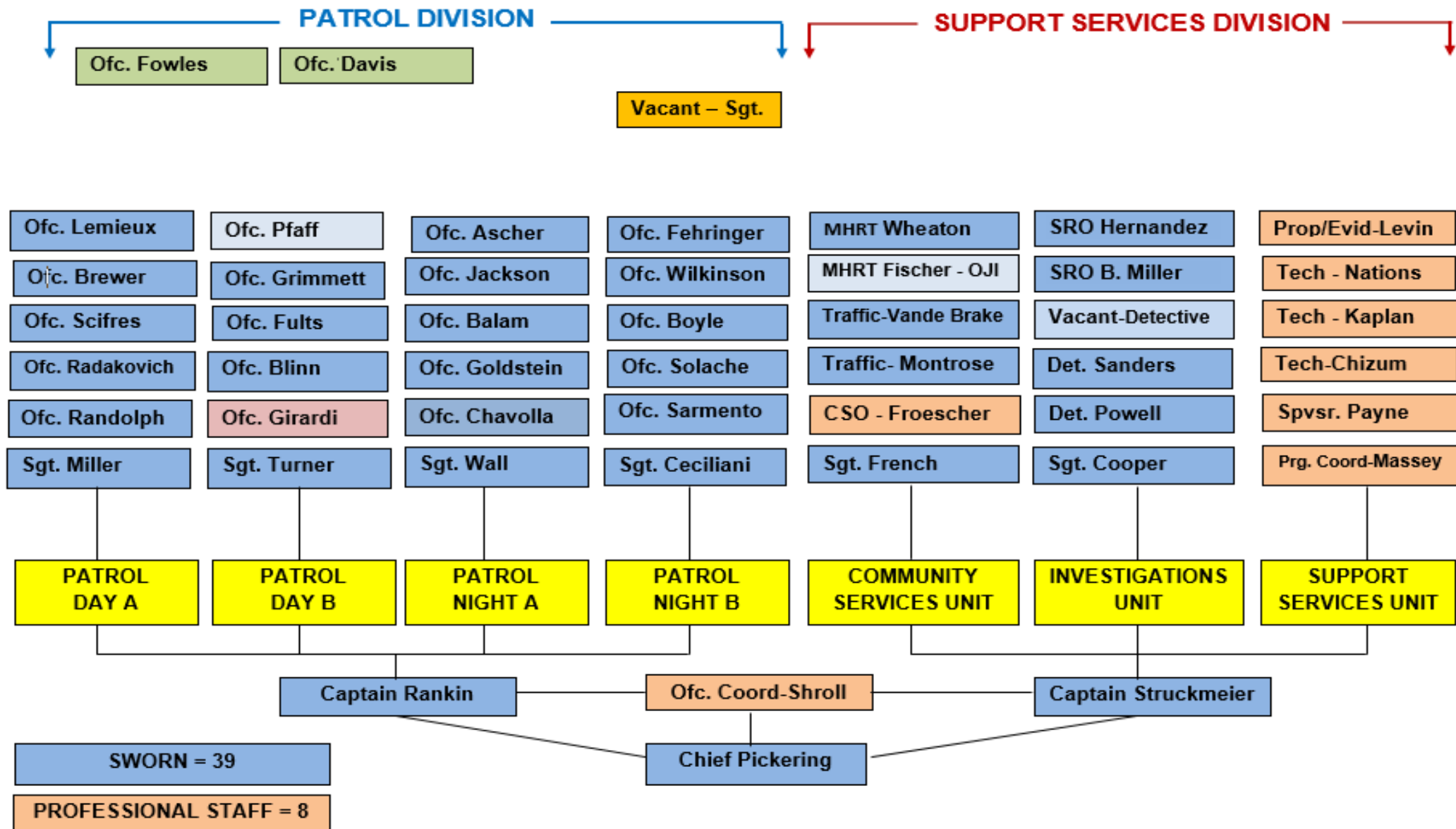
Active Recruitment/Hiring process – One in background phase and One Lateral Candidate



# TUALATIN POLICE DEPARTMENT

## ORGANIZATIONAL CHART

May 2024 (12-hour Shifts)



# Police Department Updates



## Drone Program

- Purchased two drones
- **DJI Avata 2**
  - Designed for indoor flight
- **DJI M30 Enterprise**
  - Designed for outdoor flight
  - Infrared capability
- **4 Drone Pilots**
- All FAA Part 107a Certified



# Police Department Updates



- **K-9 Boone**
- 19 month old German Sheppard
- Handler – Ofc. Eli Fults
- School starts October 27 – 8 weeks



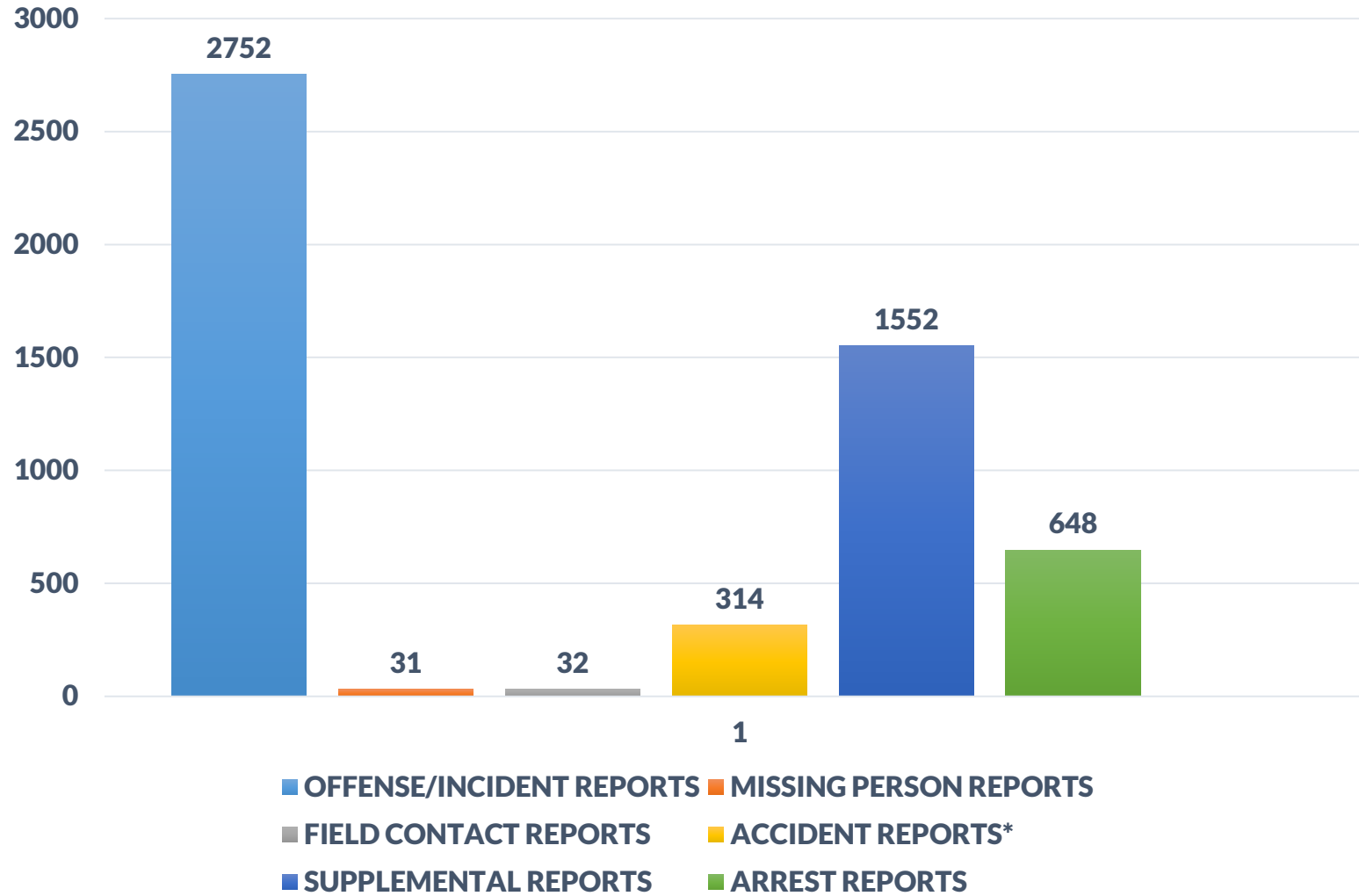
# *Police Department Activity*



- From September 1, 2023 – September 1, 2024
  
- 23415 Calls for service
- 13087 Dispatched calls
- 10328 Self Initiated Activities
  
- 4963 Violation Stops
- 2276 Citation issued
- 2687 Warning
  
- 5329 Reports written



# REPORT TYPES



# Use of Force Stats



Use of Force Statistics for 2024 YTD

34 Total incidents that involved a use of force

Each use of force goes through 5 different reviews before it is signed off.

- Sergeant
- Captain
- Discipline Lead
- Captain
- Chief





# Use of Force Stats








INCIDENT TYPE (39 Total Entries) ⓘ		#	%
Felony Incident/Arrest		11	28%
High Risk Traffic Stop		4	10%
Escape/Elude		5	13%
Domestic Disturbance		1	3%
BHI		1	3%
Disturbance		11	28%
Unknown Risk Stop Vehicle/Subject		1	3%
Misdemeanor Incident/Arrest		5	13%



# Use of Force Stats



REASON FOR DEFENSIVE ACTION (40 Total Entries) 

		#	%
To make an arrest		30	75%
To prevent escape		3	8%
Civil Custody for POC		3	8%
To defend self		4	10%




# Use of Force Stats



# Use of Force Stats



TYPE OF FORCE (38 Total Entries) 	#	%
Firearm Display Only	16	42%
Taser Display Only	3	8%
Other	3	8%
Escort Hold Used	2	5%
Physical Control Hold	2	5%
Joint Manipulation	2	5%
Arm Bar Takedwon	1	3%
Other: Wrap Restraint	6	16%
Pressure Point	1	3%
Handcuffed/Leg Restraint	2	5%



# Use of Force Stats



## RESOLUTION TYPE (34 Total Entries)

		#	%
Justified		34	100%
Not-Justified		0	0%



# Use of Force Stats



## 2023 Events vs. Use Of Force

Total Events:

22378

Use of Force Incidents:

57

**0.25%**

## 2023 Arrests vs. Use Of Force

Total Arrests:

653

Use of Force Incidents:

57

**8.73%**



# Questions?



**CITY** *of*  
**TUALATIN**