



**State of the District**

---

# TONIGHT'S TOPICS

---

- Incident Snapshot
- Preparing for Wildland Season
- EMS Landscape
- Bond & Capital Projects
- Struggle Well

# Tualatin

## 3,733 Incidents



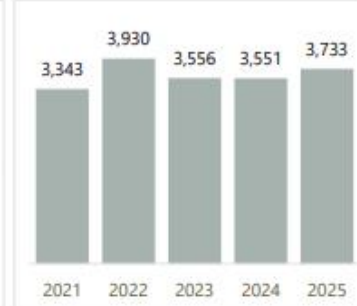
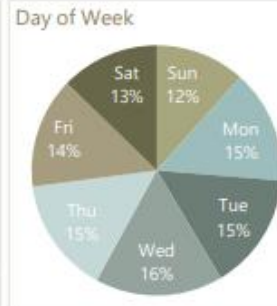
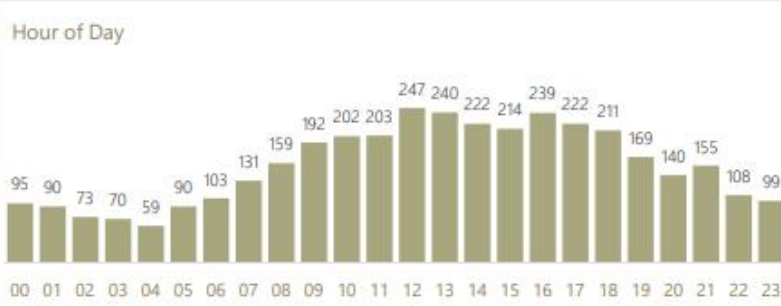
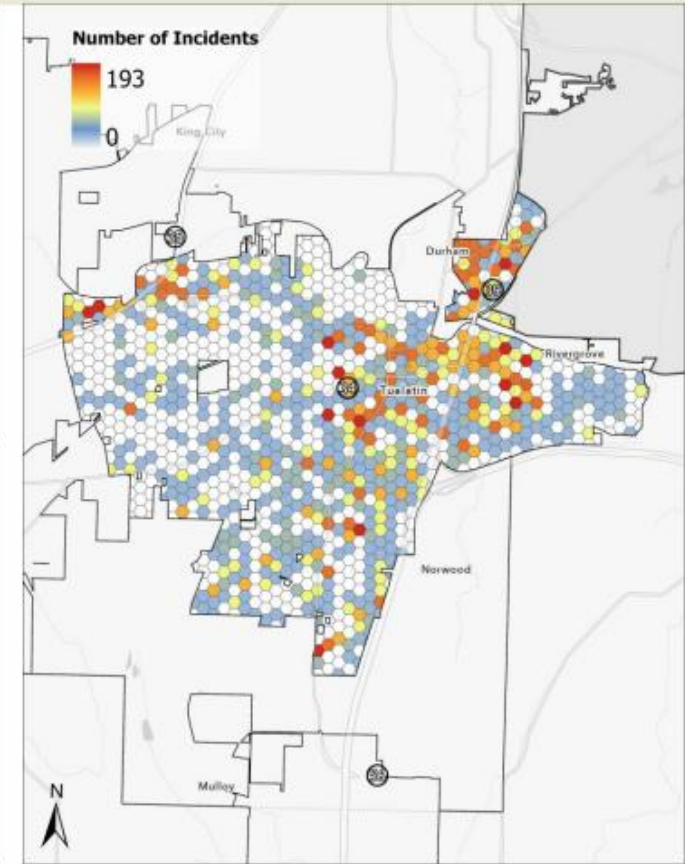
Year to Date Incident Snapshot through 4Q | 01/01/2025 - 12/31/2025

City of Tualatin

Incident counts within city boundary

Total Incidents **3,733**

EMS	FIRE	HAZARD	SERVICE	GOOD INTENT	FALSE ALARM	NATURAL CONDITION	OTHER
Dispatched As							
<b>2,986</b> 80.0%	<b>482</b> 12.9%	<b>21</b> 0.6%	<b>241</b> 6.5%	<b>0</b> 0.0%	<b>0</b> 0.0%	<b>0</b> 0.0%	<b>3</b> 0.1%
Situation Found							
<b>2,607</b> 69.8%	<b>55</b> 1.5%	<b>71</b> 1.9%	<b>113</b> 3.0%	<b>593</b> 15.9%	<b>289</b> 7.7%	<b>1</b> 0.0%	<b>4</b> 0.1%
Incident Sub-Categories							
<b>Structure Fires</b>	<b>Cooking Fires</b>	<b>Vehicle Fires</b>	<b>Vegetation Fires</b>	<b>Other Fires</b>	<b>Critical Patients*</b>	<b>MVC with Injury</b>	<b>MVC Unknown Injury</b>
<b>8</b>	<b>3</b>	<b>7</b>	<b>22</b>	<b>15</b>	<b>662</b>	<b>114</b>	<b>108</b>
Structure Fire Types				*Critical Patients: cardiac arrest, chest pain, stroke, seizure, breathing problem, drowning, respiratory distress, respiratory arrest, or trauma system entry.			
Residential <b>5</b>	Commercial <b>3</b>	*MVC*=motor vehicle crash.					



Station	Percentage
Station 34	52%
Station 35	21%
Station 39	17%
Station 56	6%
Station 51	2%

*Depending on incident severity, units from multiple stations may respond to a single incident.*

Data Filters: no test, information, interfacility transports, or mobile health care incidents.

Incident data gathered geospatially based on city boundary.



# Preparing for Wildland Season



**Evolving  
EMS  
Landscape**

Wednesday, May 24, 2017

CT2

09:31:44  
05/24/2017  
Wednesday

ALLSOP



# BOND & CAPITAL PROJECTS



Station 35



Station 20



# Struggle Well



*Tualatin Valley Fire & Rescue*

**QR Code for 2025 Year in Review**

