

City of Tualatin

2023 Annual Report

Presented by

Cindy Rogers

Municipal Relationship Manager

Travis Comfort

Municipal Contract Administrator

November 12, 2024




Sustainability in Action

2023 Tualatin Service Facts

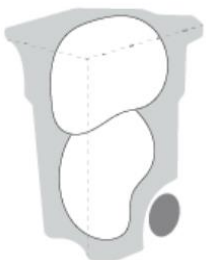
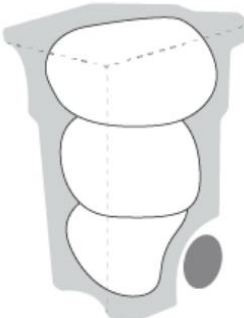
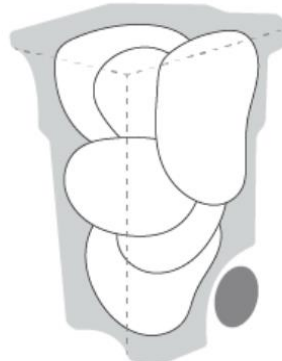
- ✳ Republic Services has 20 drivers servicing your Tualatin.
- ✳ Drivers are at the curbs of 5,904 homes 12x each month
(Garbage, Recycling, & Yard Debris with Food Waste).
- ✳ Approximately 850,176 carts were picked up last year.
- ✳ We hauled 43,211 tons of material from Tualatin



EV Trucks



Residential Overview

			
Size	20 gal.	35 gal.	65 gal.
Weight Limit	60 lbs.	85 lbs.	135 lbs.
# of Tall Kitchen Bags	2 bags	3 bags	6 bags
Customer Counts	518	3,041	2,345

Garbage
4,417 tons

Recycling
1,565 tons
Includes glass

Organics
2,825 tons
Includes food waste and yard debris

All Tualatin Residential service levels include a **65-gallon tan cart** for commingled recycling, a **65-gallon green cart** for yard debris, and an **18-gallon blue tote** for glass and battery recycling.

Commercial Overview

Customer Counts	Multifamily
35G Cart	15
65G Cart	4
95G Cart	3
Front Load Container	43

Customer Counts	Commercial
35G Cart	15
65G Cart	28
95G Cart	93
Front Load Container	579



Industrial Overview

Drop Box Hauls	
10 Yard	132
20 Yard	2,582
30 Yard	4,019
40 Yard	1,837



Recycle+

- Optional and opt-in
- Monthly base rate: \$2.50
- Pickup rate: \$9.25
- Quarterly *Reuse* Collection Events



20-gallon tote

Include:

- String lights with LED or other small bulbs
- Strings without bulbs*

Do not include:

- Rope lights
- String lights with novelty and larger bulbs that cannot be removed
- Yard figures or other decor

*Remove novelty and larger bulbs, identified as C6, C7 or C9, before recycling string.



Residential and Commercial Food Waste


- ✿ Reduce Waste to Landfills
- ✿ Reduce **Methane** Generation at Landfills
- ✿ **County Enforcement** is ramping up on Commercial Generators in **Tualatin**.
- ✿ We are working with each **Tualatin** business to help them with the logistics of handling Commercial volumes of **Food Waste**



Residential and Commercial Food Waste



Safety First Check-ins with Drivers



Battery Recycling



Battery Recycling



Batteries
Pilas Батарейки Bin 电池

1. Tape ends of all batteries, except alkaline use clear tape, household batteries only

2. Bag all batteries in a 1 qt. zip-seal bag

3. Set on top of glass in the glass bin

Single-family residential customers only.

The graphic illustrates the recycling process. It shows various types of batteries (AA, AAA, C, D, and a car battery) being prepared by taping their ends. These are then placed into a clear zip-seal bag. The bagged batteries are then placed on top of a glass container, which is then placed inside a blue recycling bin labeled 'Glass'.





Customer Feedback

“Wanted to thank our driver and Republic Services for the speedy delivery and how helpful everyone was!” -Carolyn

“My service is always on schedule and my driver does a good job!” -David

“Eddie did a great job placing the drop-box and wanted to make sure everyone knew how much we appreciated it.” -Jennifer

“Customer service was so nice and explained everything to well! Much appreciated!” -Claudia

“Our driver is awesome and wanted you all to know!” -Wendy



Stoneridge (Las Casitas) Clean Up

September 23, 2023
_____, 2024

5 Hauls & 12,060 lbs. (6.03 tons)



1 Refrigerator + 1 gallon of oil



Stoneridge (Las Casitas) Clean Up

August 10, 2024

4 Hauls & 12,060 lbs. (6.03 tons)

1 Refrigerator, 1 gallon of oil



2023 Bulky Waste Days

April 8, 2023

196 Cars: 25.63 tons



2024 Bulky Waste Days

April 13, 2024



240 Cars: 28.96 tons



2023 US Marines' Toys for Tots Fundraiser

October 21, 2023



Birthday Stops and Parades



Financial Statements

Statement of Income

Line Items	2023
Revenue	\$ 12,310,526
Franchise Fees	\$ 312,381
Cost of Operations	\$ 9,310,091
Gross Profit	\$ 2,688,054
Sales, General and Administrative	\$ 887,481
Operating Income	\$ 1,800,573
Income Taxes	\$ 561,779
Net Income	\$ 1,238,794

Schedule of Expenses

Line items	2023
<i>Pass Through Expenses</i>	
Franchise Fees	\$ 312,381
Franchise Fees	\$ 312,381
<i>Cost of Operations</i>	
Disposal & Recycling	\$ 5,151,266
Labor	\$ 2,427,773
Truck & Equipment Expense	\$ 1,461,532
Other Direct Expense	\$ 269,520
Cost of Operations	\$ 9,310,091
<i>Sales, General and Administrative</i>	
Management & Administrative Expense	\$ 690,548
Other Overhead Expenses	\$ 196,933
Sales, General, and Administrative	\$ 887,481

2023 Tualatin & Oregon's Opportunity to Recycle Mandates

✳ We work with City and County Staff to meet recycling and waste reduction program requirements.

✳ We coordinate customer connection with County and City Staff, via digital and in-person engagement.

✳ New e-Waste Event will count for waste reduction outreach.

State of Oregon Department of Environmental Quality
Opportunity to Recycle Report
 City of Tualatin
GENERAL REQUIREMENTS AND LOCAL GOVERNMENT PROGRAM ELEMENTS
 Please check the boxes that describe the recycling activities that are occurring in your jurisdiction. **You must also include examples and documentation of all education and promotional activities that are being implemented.** If possible, please submit report and documentation electronically. (Note: This form is merely a summary of DEQ's requirements. The complete Opportunity to Recycle rules can be found in Oregon Administrative Rules OAR 340 090 0030, OAR 340 090 0040 and OAR 340 090 0042.
Collection Programs Providing the Opportunity to Recycle
 Please fill out the following table to indicate all the recycling collection programs that are providing required components of the Opportunity to Recycle in your jurisdiction. Check off which materials are included in each collection program. For residential curbside programs, please also indicate the frequency of collection and whether a free roll cart (C) or bin (B) is provided, or if no container (N) is provided. If the local government has selected Program Element (g) Expanded Recycling Drop-Off Depots to collect recyclable materials, please list the drop-off depots in the blue section below.

	Container: C=Cart, B=Bin, N=None	Frequency: W=Weekly, M=Monthly, E=Every other week.	Cardboard & brown paper (Occ)	Newspaper (Onp)	Hi-grade (office) paper (Hi)	Mixed scrap paper (junk mail, etc) (Mwp)	Steel (tinned) cans (Ti)	Aluminum containers, foil (Al)	Other scrap metal	Plastic bottles (minimum PET, HDPE)	Plastic tubs (minimum HDPE, PP)	Other rigid plastic - not containers (Mp)	Plastic film (polyethylene)	Container glass (Gl)	Used motor oil (Uo)	Yard debris (Yd)	Wood waste (Ww)	Food waste (Fw)	Other	Other
Residential commingled	C	W	X	X	X	X	X	X	X	X	X									
Residential yard debris	C	W														X		X		
Residential materials not collected in the commingled container above	B	W												X						
	N	W													X					
Multifamily collection			X	X	X	X	X	X	X	X	X			X	X					
Commercial collection			X	X	X	X	X	X	X	X	X			X	X	X	X			
Expanded Recycling Depot: NA (list of "Element g" depots)																				



Senate Bill 582

The Plastic Pollution and Recycling Modernization Act (RMA)

Opportunity to Recycle

State Mandated Recycling Requirements

Thank You



Cindy Rogers – Municipal Relationship Manager

email: crogers2@republicservices.com

Travis Comfort – Municipal Contract Administrator

email: tcomfort@RepublicServices.com