

Tualatin, OR

The National Community Survey

Report of Results
2023

Report by:



Visit us online!
www.polco.us



National Research Center at Polco is a charter member of the AAPOR Transparency Initiative, providing clear disclosure of our sound and ethical survey research practices.

About The NCS™

The National Community Survey™ (The NCS™) report is about the “livability” of Tualatin. A livable community is a place that is not simply habitable, but that is desirable. It is not only where people do live, but where they want to live. The survey was developed by the experts from National Research Center at Polco.

Great communities are partnerships of the government, private sector, community-based organizations and residents, all geographically connected. The NCS captures residents’ opinions considering ten central facets of a community:

- Economy
- Mobility
- Community Design
- Utilities
- Safety
- Natural Environment
- Parks and Recreation
- Health and Wellness
- Education, Arts, and Culture
- Inclusivity and Engagement



POWERED BY POLCO



The report provides the opinions of a representative sample of 359 residents of the City of Tualatin collected from September 1st, 2023 to November 12th, 2023. The margin of error around any reported percentage is 5.2% for all respondents and the response rate for the 2023 survey was 13%. Survey results were weighted so that the demographic profile of respondents was representative of the demographic profile of adults in Tualatin.



How the results are reported

For the most part, the percentages presented in the following tabs represent the “percent positive.” Most commonly, the percent positive is the combination of the top two most positive response options (i.e., excellent/good, very safe/somewhat safe, etc.). On many of the questions in the survey respondents may answer “don’t know.” The proportion of respondents giving this reply is shown in the full set of responses included in the tab “Complete data.” However, these responses have been removed from the analyses presented in most of the tabs. In other words, the tables and graphs display the responses from respondents who had an opinion about a specific item.

Comparisons to benchmarks

NRC’s database of comparative resident opinion is comprised of resident perspectives gathered in surveys from over 500 communities whose residents evaluated the same kinds of topics on The National Community Survey. The comparison evaluations are from the most recent survey completed in each community in the last five years. NRC adds the latest results quickly upon survey completion, keeping the benchmark data fresh and relevant. The communities in the database represent a wide geographic and population range. In each tab, Tualatin's results are noted as being “higher” than the benchmark, “lower” than the benchmark, or “similar” to the benchmark, meaning that the average rating given by Tualatin residents is statistically similar to or different (greater or lesser) than the benchmark. Being rated as “higher” or “lower” than the benchmark means that Tualatin's average rating for a particular item was more than 10 points different than the benchmark. If a rating was “much higher” or “much lower,” then Tualatin's average rating was more than 20 points different when compared to the benchmark.

The survey was administered after the COVID-19 pandemic, a time of challenge for many local governments. While we provide comparisons to national benchmarks, it is important to note that much of the benchmark data was collected prior to or during the pandemic. This may impact how your City's 2023 ratings compare to other communities’ ratings from the past five years.

Trends over time

Trend data for Tualatin represent important comparison data and should be examined for improvements or declines.¹ Deviations from stable trends over time represent opportunities for understanding how local policies, programs, or public information may have affected residents’ opinions. Changes between survey years have been noted with an arrow and the percent difference. If the difference is greater than 6 percentage points between the 2020 and 2023 surveys, the change is statistically significant.

1. In 2020, The NCS survey was updated to include new and refreshed items. Consequently, some of the trends may be impacted due to wording modifications that could have potentially altered the meaning of the item for the respondent.

Methods

Selecting survey recipients

All households within the City of Tualatin were eligible to participate in the survey. A list of all households within the zip codes serving Tualatin was purchased from Polco's mailing vendor, Go-Dog Direct, based on updated listings from the United States Postal Service. Since some of the zip codes that serve the City of Tualatin households may also serve addresses that lie outside of the community, the exact geographic location of each housing unit was compared to community boundaries using the most current municipal boundary file. Addresses located outside of the City of Tualatin boundaries were removed from the list of potential households to survey. Each address identified as being within city boundaries was further identified as being within one of the 3 areas. From that list, addresses were randomly selected as survey recipients, with multi-family housing units (defined as those with a unit number) sampled at a rate of 5:3 compared to single family housing units.

An individual within each household was randomly selected using the "birthday method". The birthday method selects a person within the household by asking the "person who most recently had a birthday" to complete the questionnaire. The underlying assumption in this method is that day of birth has no relationship to the way people respond to surveys. This instruction was contained in the introduction of the survey.

Conducting the survey

The 2,800 randomly selected households received mailings beginning on September 1st, 2023 and data collection for the survey remained open for 9 weeks. The first mailing was a postcard inviting the household to participate in the survey. The next mailing contained a cover letter with instructions, the survey questionnaire, and a postage-paid return envelope. All mailings included a web link to give residents the opportunity to respond to the survey online, as well as QR codes to further encourage participation. All follow-up mailings asked those who had not completed the survey to do so, and those who had already done so to refrain from completing the survey again.

The survey was available in English and Spanish. All mailings contained paragraphs in both languages instructing participants on how to complete the survey in their preferred language.

About 3% of the 2,800 mailed invitations or surveys were returned because the household address was vacant or the postal service was unable to deliver the survey as addressed. Of the remaining 2,709 households that received the invitations to participate, 359 completed the survey, providing an overall response rate of 13%. Of the 359 responses, 357 were completed in English and 2 were completed in Spanish. The response rate was calculated using AAPOR's response rate #2 for mailed surveys of unnamed persons.¹

It is customary to describe the precision of estimates made from surveys by a "level of confidence" and accompanying "confidence interval" (or margin of error). A traditional level of confidence, and the one used here, is 95%. The 95% confidence interval can be any size and quantifies the sampling error or imprecision of the survey results because some residents' opinions are relied on to estimate all residents' opinions. The margin of error for the City of Tualatin survey is no greater than plus or minus 5.2 percentage points around any given percent reported for all respondents (359 completed surveys).

In addition to the randomly selected "probability sample" of households, a link to an online open-participation survey was publicized by the City of Tualatin. The open-participation survey was identical to the random sample survey, with two small updates; it asked a question to confirm the respondent was a resident of Tualatin and also a question about where they heard about the survey. The open-participation survey was open to all city residents and became available on October 29th, 2023. The survey remained open for 2 weeks. The data presented in the following tabs exclude the open participation survey data, but a tab at the end provides the complete frequency of responses to questions by the open-participation respondents.

Analyzing the data

Responses from mailed surveys were entered into an electronic dataset using a “key and verify” method, where all responses are entered twice and compared to each other. Any discrepancies were resolved in comparison to the original survey form. Range checks as well as other forms of quality control were also performed. Responses from surveys completed on Polco were downloaded and merged with the mailed survey responses.

The demographics of the survey respondents were compared to those found in the 2020 Census and 2022 American Community Survey estimates for adults in the City of Tualatin. The primary objective of weighting survey data is to make the survey respondents reflective of the larger population of the community. The characteristics used for weighting were age, race, Hispanic origin, housing type, housing tenure, and area. No adjustments were made for design effects. Weights were calculated using an iterative, multiplicative raking model known as the ANES Weighting Algorithm.³ The results of the weighting scheme for the probability sample are presented in the following table.

NRC aligns demographic labels with those used by the U.S. Census for reporting purposes, when possible. Some categories (e.g., age, race/Hispanic origin, housing type, and length of residency) are combined into smaller subgroups.

		Unweighted	Weighted	Target ⁴
Age	18-34	8%	29%	29%
	35-54	32%	40%	40%
	55+	60%	31%	31%
Area	Area 3	22%	35%	35%
	Area 1	23%	26%	26%
	Area 2	55%	39%	39%
Hispanic origin	Yes, I consider myself to be of Hispanic, Lati..	7%	19%	19%
	No, not of Hispanic, Latino/a/x, or Spanish or..	93%	81%	81%
Housing tenure	Rent	17%	45%	46%
	Own	83%	55%	54%
Housing type	Attached	26%	49%	49%
	Detached	74%	51%	51%
Race & Hispanic origin	Not white alone	16%	30%	30%
	White alone, not Hispanic or Latino	84%	70%	70%
Sex	Man	37%	49%	49%
	Woman	63%	51%	51%
Sex/age	Man 18-34	3%	14%	14%
	Woman 18-34	4%	15%	15%
	Man 35-54	11%	20%	20%
	Woman 35-54	22%	20%	20%
	Man 55+	23%	15%	15%
	Woman 55+	37%	16%	16%

The survey datasets were analyzed using all or some of a combination of the Statistical Package for the Social Sciences (SPSS), R, Python and Tableau. For the most part, the percentages presented in the reports represent the “percent positive.” The percent positive is the combination of the top two most positive response options (i.e., excellent/good, very safe/somewhat safe, essential/very important, etc.), or, in the case of resident behaviors/participation, the percent positive represents the proportion of respondents indicating “yes” or participating in an activity at least once a month.

On many of the questions in the survey respondents may answer “don’t know.” The proportion of respondents giving this reply is shown in the full set of responses included in the tab “Complete data”. However, these responses have been removed from the analyses presented in the reports. In other words, the tables and graphs display the responses from respondents who had an opinion about a specific item.

Contact

The City of Tualatin funded this research. Please contact Megan George of the City of Tualatin at mgeorge@tualatin.gov if you have any questions about the survey.

Study Limitations

All public opinion research is subject to unmeasured error. While the methodologies employed for this survey were designed to minimize this error as much as possible, these other sources of potential error should be acknowledged, and can include non-response error, coverage error, recall bias and social desirability bias. Non-response error arises when those who were selected to participate in the survey did not do so, and may have different opinions or experiences that survey responders. For general resident surveys, where the results are meant to be generalized to the entire adult population living in households, the mailing lists based on the Delivery Sequence File from the United States Post Office may exclude certain types of housing units, such as those in multi-family buildings where mail is addressed to a named resident at the address rather than to a specific unit or where residents only receive their mail at a post office box and the geographic location of a residence cannot be determined, there may be a coverage error, although for most locations, this is minimal. Respondents may not perfectly remember their experiences in the past year (such as participation in social or civic events), and for some survey items they may answer in ways they think cast their responses in a more favorable light (recall bias and social desirability bias).

Survey Validity

See the Polco Knowledge Base article on survey validity at <https://info.polco.us/knowledge/statistical-vali>

2. See AAPOR's Standard Definitions for more information at <https://aapor.org/standards-and-ethics/standard-definitions/>
3. Pasek, J. (2014). ANES Weighting Algorithm. Retrieved from <https://surveyinsights.org/wp-content/uploads/2014/07/Full-anesrake-paper.pdf>
4. Targets come from the 2020 Census and 2022 American Community Survey

Key Findings

Tualatin residents feel safe and experience a high quality of life.

Overall, residents gave positive ratings to many measures of the quality of life in Tualatin. Around 9 in 10 favorably evaluated Tualatin as a place to live, their neighborhood as a place to live, and their overall quality of life. A similar percentage provided excellent or good scores to Tualatin as a place to raise children. Additionally, most residents positively evaluated Tualatin's overall image and reputation (80% excellent or good) and the sense of community within the city (60%). Finally, around 8 in 10 respondents reported that they planned to remain in Tualatin for the next five years, while 9 in 10 said they would recommend living in Tualatin to others.

These relatively strong results for quality-of-life measures are likely correlated with the positive ratings provided for safety topics within Tualatin. Over 9 in 10 residents reported feeling very or somewhat safe in their neighborhood during the day and in the city's downtown/commercial areas during the day. Eighty percent felt safe from property crime, and 91% said the same about violent crime. Many safety-related services also received favorable marks, including fire services (90% excellent or good), ambulance or emergency medical services (87%), police services (84%), and crime prevention (82%). While results in this facet were largely positive and on par with national averages, 90% of residents considered safety an essential or very important issue for the Tualatin community to focus on in the coming two years, indicating a need for continued attention in this area.

Alternative forms of transportation are a community strength for Tualatin, with high rates of usage reported by residents.

When asked about aspects of the community that the City should focus on, 8 in 10 residents prioritized the overall quality of the transportation system as essential or very important. Many measures of mobility within Tualatin received scores higher than national comparison communities, including street cleaning (87% excellent or good), street lighting (80%), sidewalk maintenance (79%), and street repair (68%). Evaluations of the ease of public parking in Tualatin exceeded the national average, as well as the City's previous survey iteration, earning positive marks from three-quarters of respondents this year. Bus or transit services also received a score above the national benchmark (57%). In addition, usage rates for alternative modes of transportation increased over the past 3 years. At least three-quarters of Tualatin residents stated that they had walked or biked instead of driving within the past 12 months, while 55% reported having carpooled with others over that same time period. Finally, around one-third of respondents reported that they had used public transportation instead of driving over the last year. Each of these results were higher than national averages and were statistically significant increases from the 2020 report.

Results indicate a growing concern about affordability and Tualatin's local economy.

Residents offered relatively high ratings of importance (85% essential or very important) to Tualatin's overall economic health when asked to assess priorities for the coming two years. Although all evaluations related to the local economy were similar to national averages, several survey items declined since 2020, suggesting an opportunity for renewed focus in this area. Approximately 7 in 10 residents positively rated the quality of the city's overall economic health and the overall quality of business and service establishments in Tualatin, both of which trended downward from prior results. While 6 in 10 provided excellent or good scores to shopping opportunities within the city, holding steady from 2020, ratings for the variety of business and service establishments (49%) experienced a nearly 15% drop. Assessments of the economic development in Tualatin also decreased by 10% since the previous survey, with around 6 in 10 respondents providing excellent or good reviews this year. Similarly, employment opportunities within the city (54%) and the vibrancy of Tualatin's downtown/commercial area (36%) each saw statistically significant declines from 2020.

In addition, results indicated some concern about residents' own personal economic outlook and the affordability of resources within the city. When asked what impact the economy would likely have on their family income in the next six months, only 21% anticipated that it would be very or somewhat positive. The cost of living in Tualatin and the availability of affordable quality housing both received positive marks from around 3 in 10 respondents. Other measures of affordability also showed increased signs of strain, with particularly significant declines in the availability of affordable quality food (from 70% to 51% excellent or good), availability of affordable quality health care (from 80% to 63%), and the availability of affordable quality mental health care (from 56% to 47%).

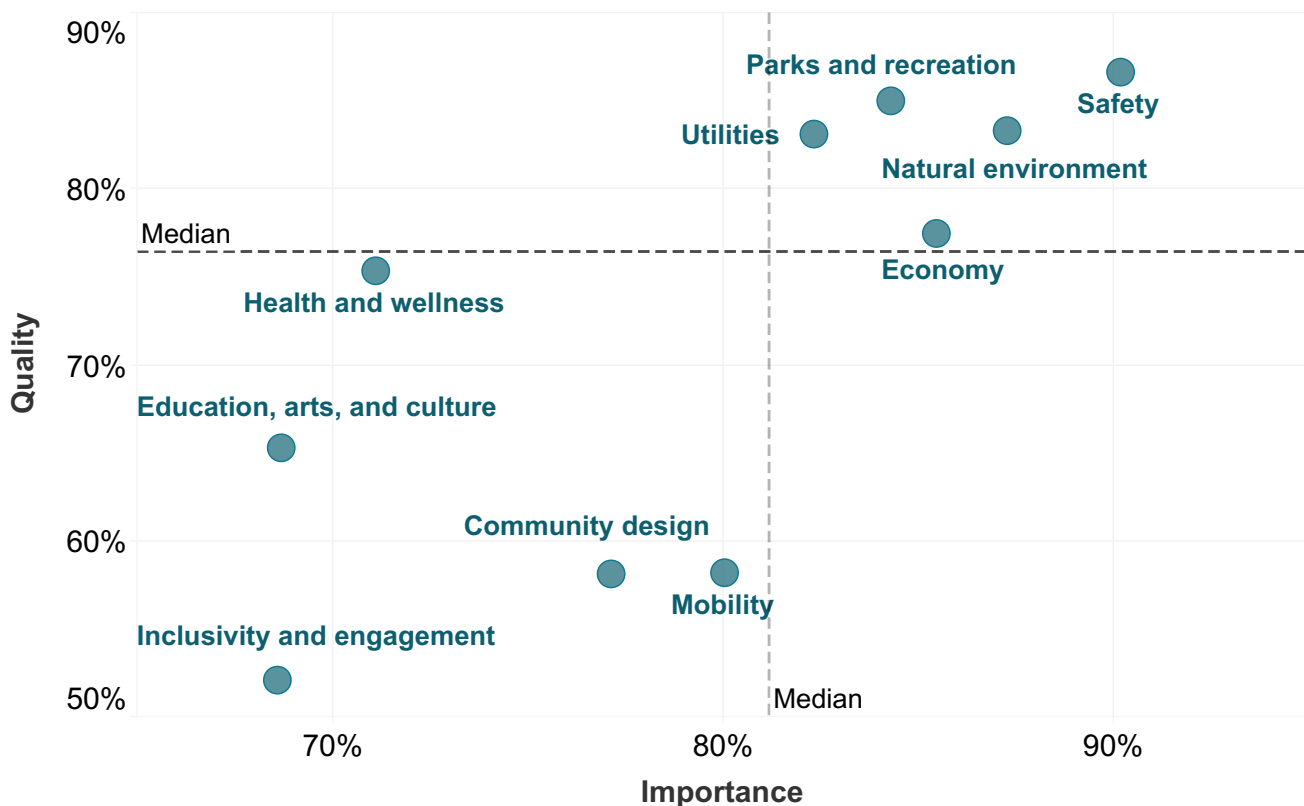
Every jurisdiction must balance limited resources while meeting resident needs and striving to optimize community livability. To this end, it is helpful to know what aspects of the community are most important to residents and which they perceive as being of higher or lower quality. It is especially helpful to know when a facet of livability is considered of high importance but rated as lower quality, as this should be a top priority to address.

Quality-Importance Matrix

To help guide City staff and officials with decisions on future resource allocation, resident ratings of the *importance* of facets were compared to their ratings of the *quality* of these facets. To identify the services perceived by residents to have relatively lower quality at the same time as relatively higher importance, all facets were ranked from highest perceived quality to lowest perceived quality and from highest perceived importance to lowest perceived importance. Some facets were in the top half of both lists (higher quality and higher importance); some were in the top half of one list but the bottom half of the other (higher quality and lower importance or lower quality and higher importance); and some facets were in the bottom half of both lists.

Facets receiving quality ratings of excellent or good by 76% or more of respondents were considered of “higher quality” and those with ratings lower than 76% were considered to be of “lower quality.” Services were classified as “more important” if they were rated as essential or very important by 81% or more of respondents. Services were rated as “less important” if they received a rating of less than 81%. This classification uses the median ratings for quality and importance to divide the services in half.

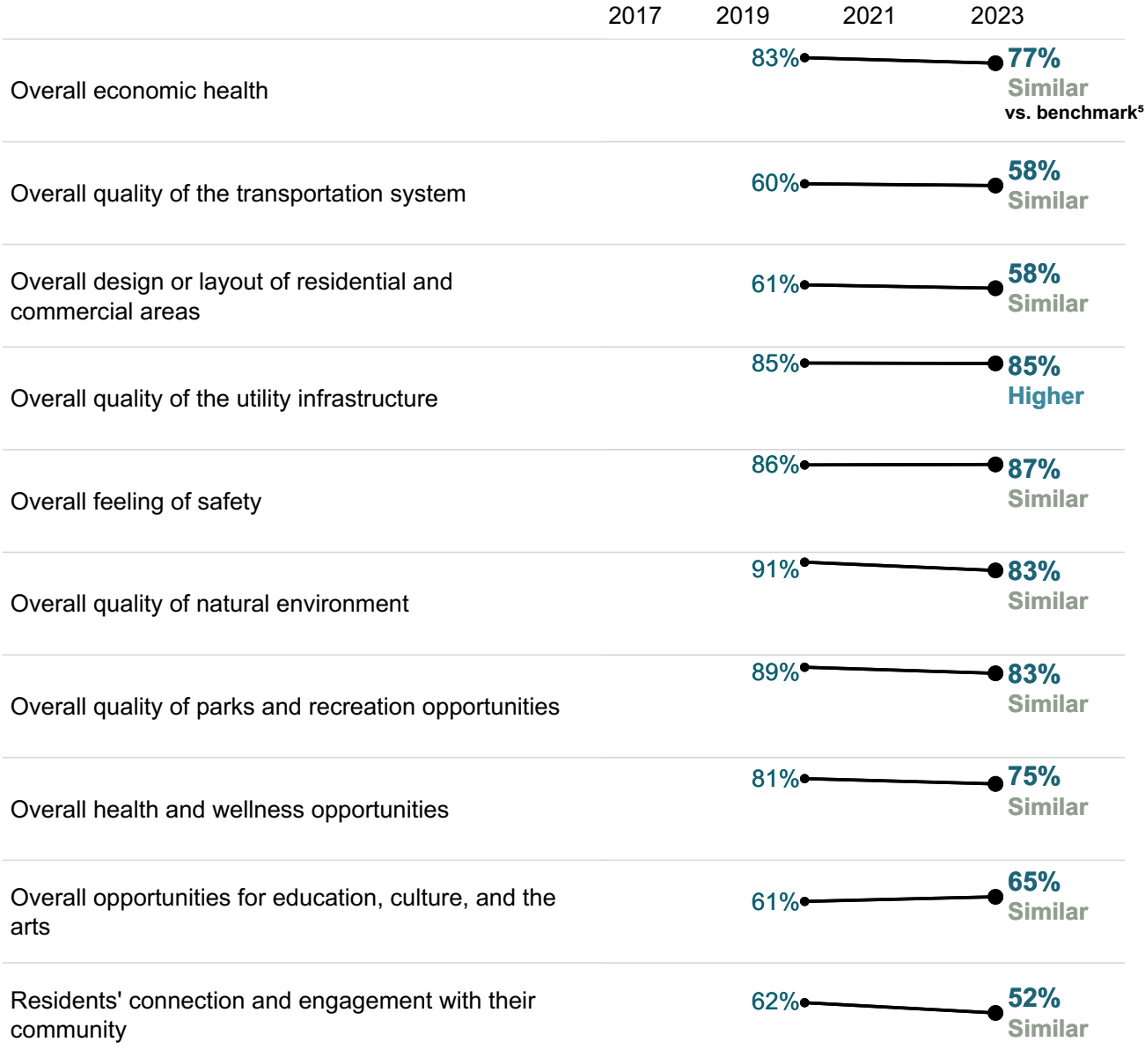
The quadrants in the figure below show which community facets were given higher or lower importance ratings (right-left) and which had higher or lower quality ratings (up-down). Facets of livability falling closer to a diagonal line from the lower left to the upper right are those where performance ratings are more commensurate with resident priorities. Facets scoring closest to the lower right hand corner of the matrix (higher in importance and lower in quality) are those that may warrant further investigation to see if changes to their delivery are necessary to improve their performance. This is the key part of this chart on which to focus. Facets falling in the top left hand corner of the chart (lower in importance but higher in quality) are areas where performance may outscore resident priorities, and may be a consideration for lower resource allocation.




Quality and Importance by the Numbers

The charts below show the proportion of residents who rated the community facets positively for quality and the priority (importance) placed on each. Also displayed is whether local ratings were lower, similar, or higher than communities across the country (the national benchmark).

Please rate each of the following characteristics as they relate to Tualatin as a whole.
 (% excellent or good)



Please rate how important, if at all, you think it is for the Tualatin community to focus on each of the following in the coming two years.
 (% essential or very important)



5. Comparison to the national benchmark is shown. If no comparison is available, this is left blank.

Quality of Life

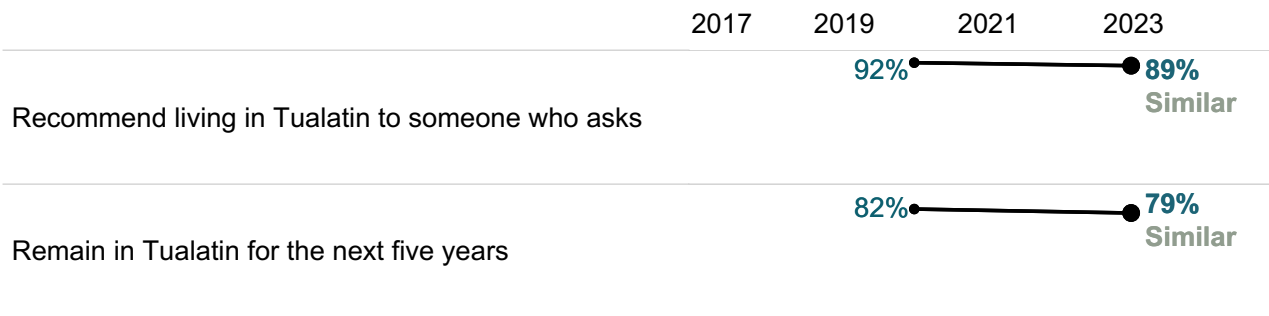
Measuring community livability starts with assessing the quality of life of those who live there, and ensuring that the community is attractive, accessible, and welcoming to all.




Please rate each of the following aspects of quality of life in Tualatin.
(% excellent or good)



Please indicate how likely or unlikely you are to do each of the following.
(% very or somewhat likely)



Please rate each of the following in the Tualatin community.
(% excellent or good)



6. Comparison to the national benchmark is shown. If no comparison is available, this is left blank.

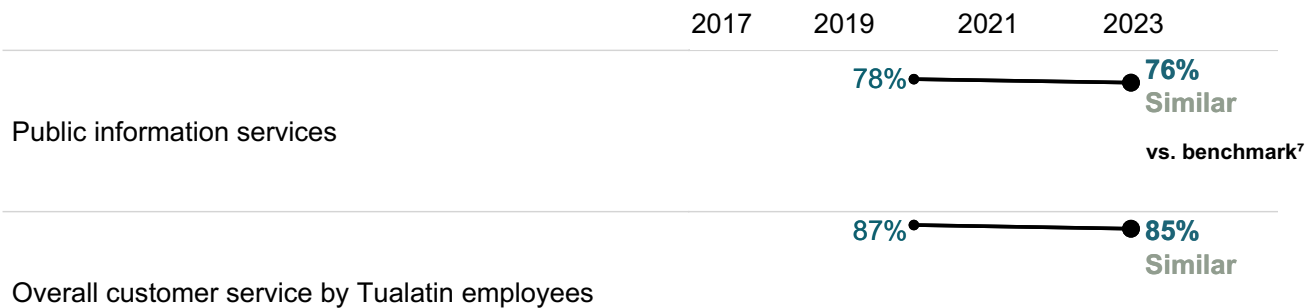
Overall confidence in Tualatin government, 2023

Governance

Strong local governments produce results that meet the needs of residents while making the best use of available resources, and are responsive to the present and future needs of the community as a whole.

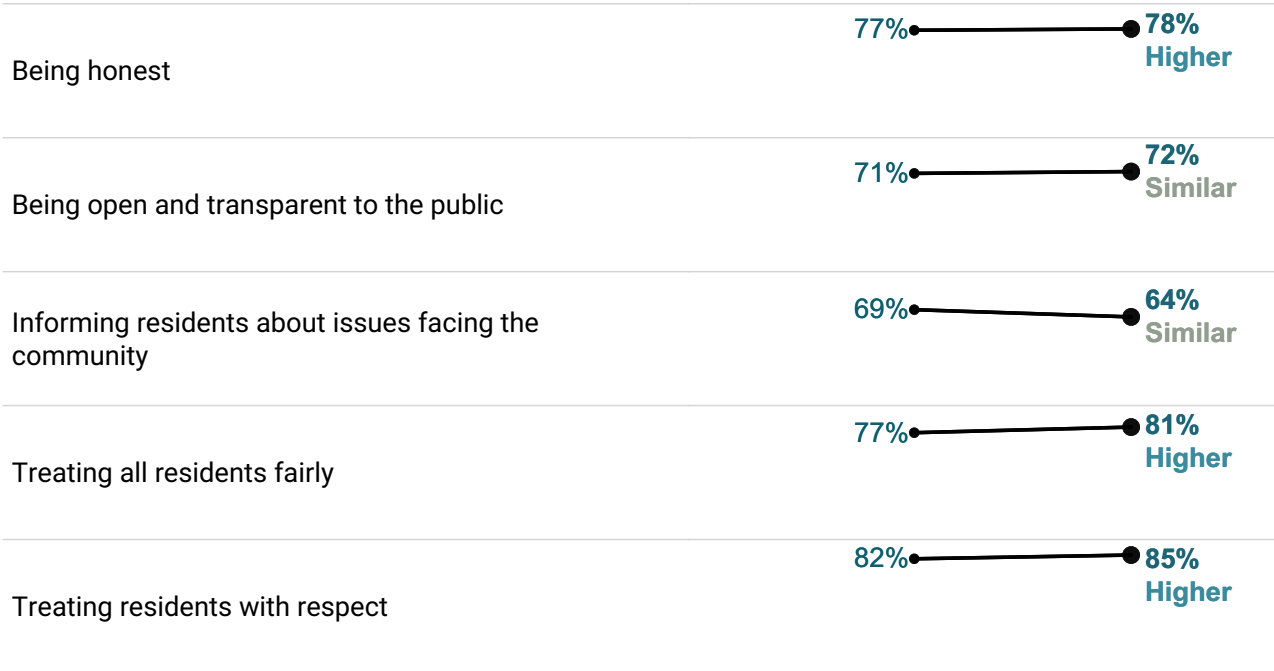


Please rate the quality of each of the following services in Tualatin.
(% excellent or good)




Please rate the following categories of Tualatin government performance.
(% excellent or good)



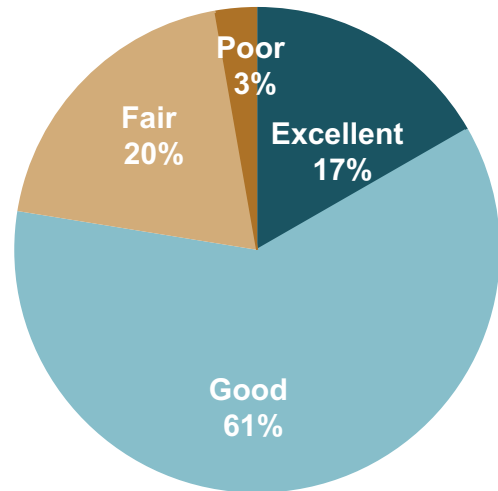


Overall, how would you rate the quality of the services provided by each of the following?
 (% excellent or good)



7. Comparison to the national benchmark is shown. If no comparison is available, this is left blank.

Overall economic health of Tualatin, 2023




Economy

Local governments work together with private and nonprofit businesses, and with the community at large, to foster sustainable growth, create jobs, and promote a thriving local economy.

Please rate each of the following characteristics as they relate to Tualatin as a whole.
(% excellent or good)



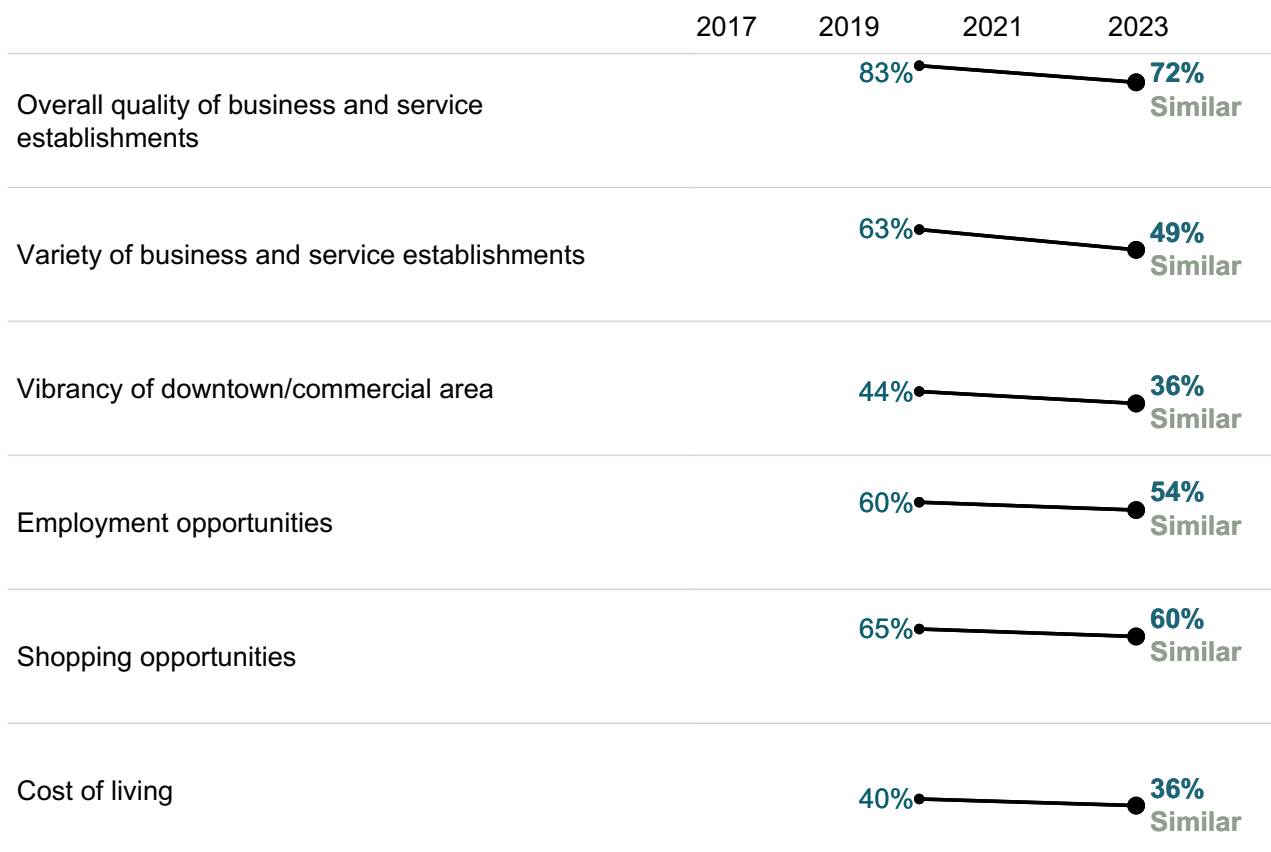
Please rate each of the following aspects of quality of life in Tualatin.
(% excellent or good)



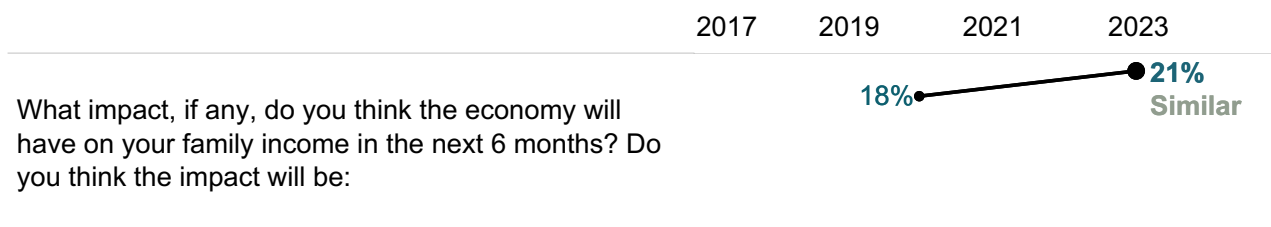
Please rate the quality of each of the following services in Tualatin.
(% excellent or good)



Please rate each of the following in the Tualatin community.
 (% excellent or good)



What impact, if any, do you think the economy will have on your family income in the next 6 months? Do you think the impact will be:
 (% very or somewhat positive)

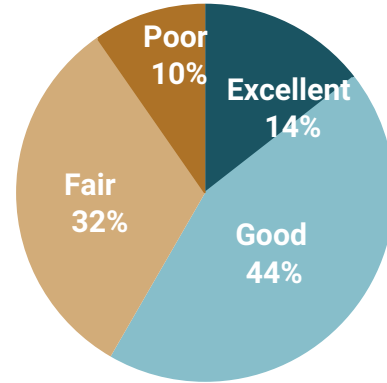


8. Comparison to the national benchmark is shown. If no comparison is available, this is left blank.


Overall quality of the transportation system in Tualatin, 2023

Mobility

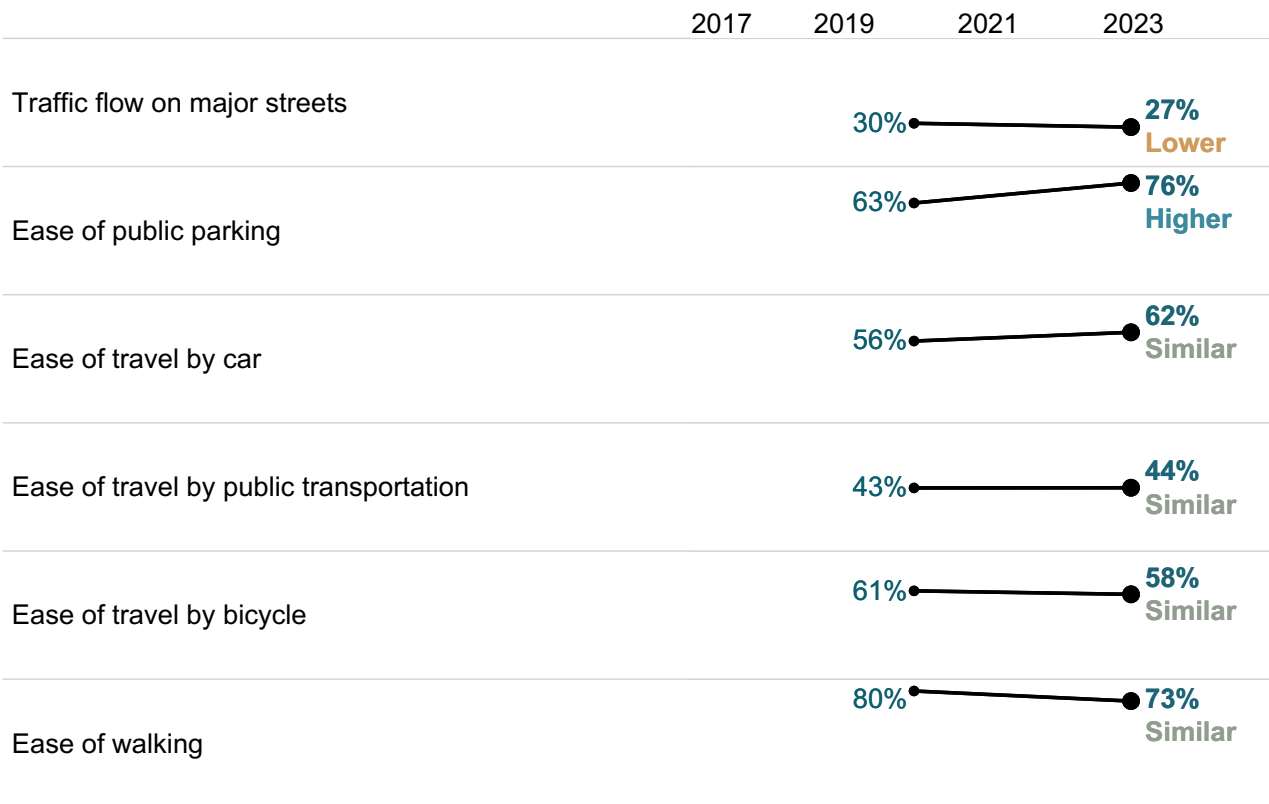
The ease with which residents can move about their communities, whether for commuting, leisure, or recreation, plays a major role in the quality of life for all who live, work, and play in the community.



Please rate each of the following characteristics as they relate to Tualatin as a whole.
(% excellent or good)



Please also rate each of the following in the Tualatin community.
(% excellent or good)



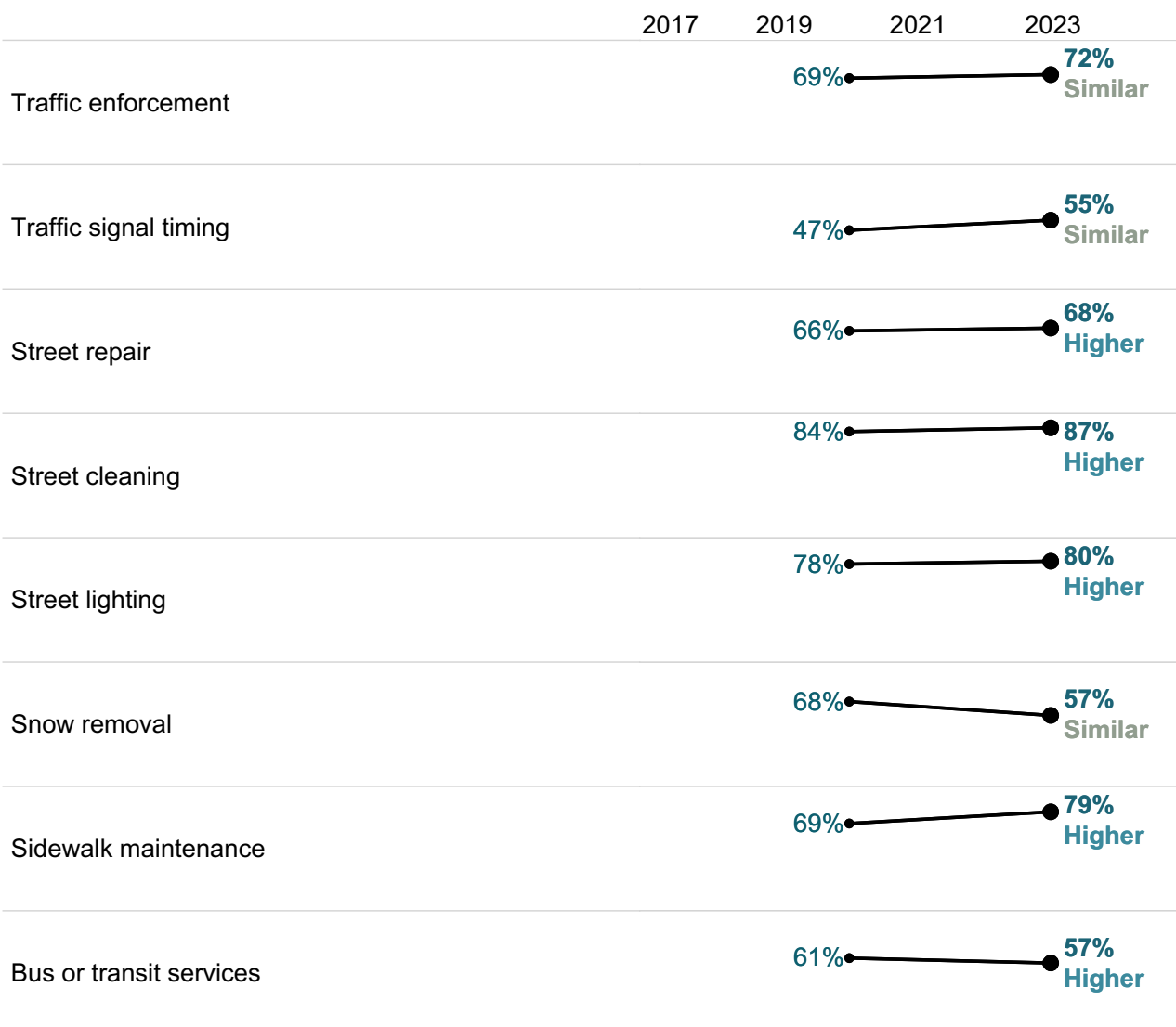
Please indicate whether or not you have done each of the following in the last 12 months.

(% yes)



Please rate the quality of each of the following services in Tualatin.

(% excellent or good)

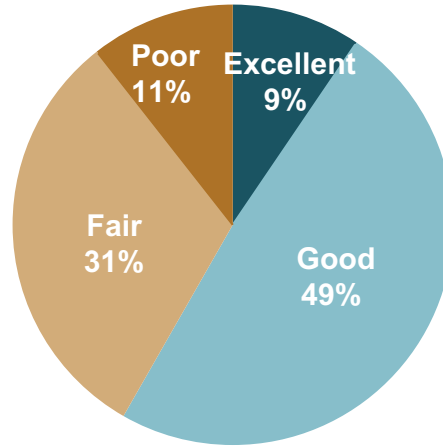


9. Comparison to the national benchmark is shown. If no comparison is available, this is left blank.

Overall design or layout of Tualatin's residential and commercial areas, 2023

Community Design


A well-designed community enhances the quality of life for its residents by encouraging smart land use and zoning, ensuring that affordable housing is accessible to all, and providing access to parks and other green spaces.



Please rate each of the following characteristics as they relate to Tualatin as a whole.
(% excellent or good)

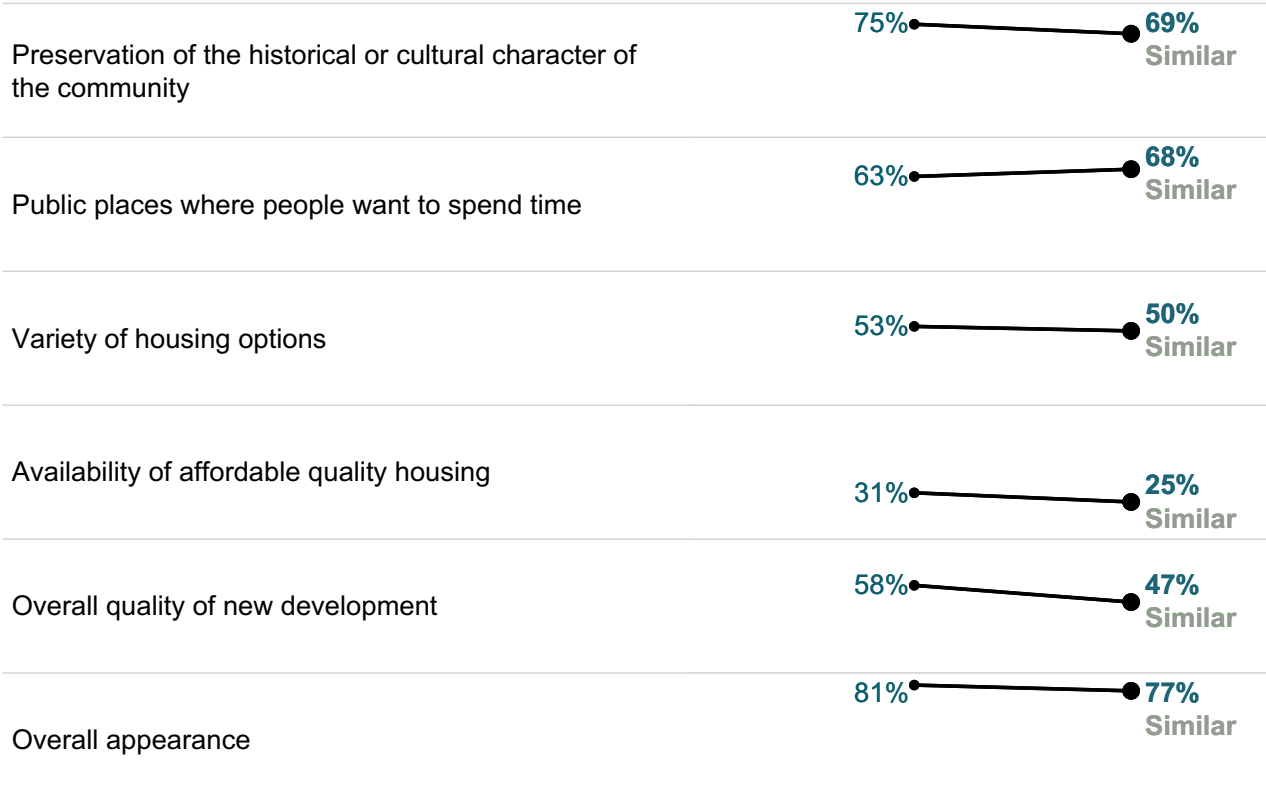


Please rate each of the following aspects of quality of life in Tualatin.
(% excellent or good)



Please also rate each of the following in the Tualatin community.
(% excellent or good)





**Please rate the quality of each of the following services in Tualatin.
(% excellent or good)**

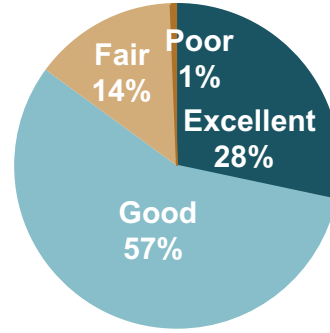


10. Comparison to the national benchmark is shown. If no comparison is available, this is left blank.

Overall quality of the utility infrastructure in Tualatin, 2023

Utilities

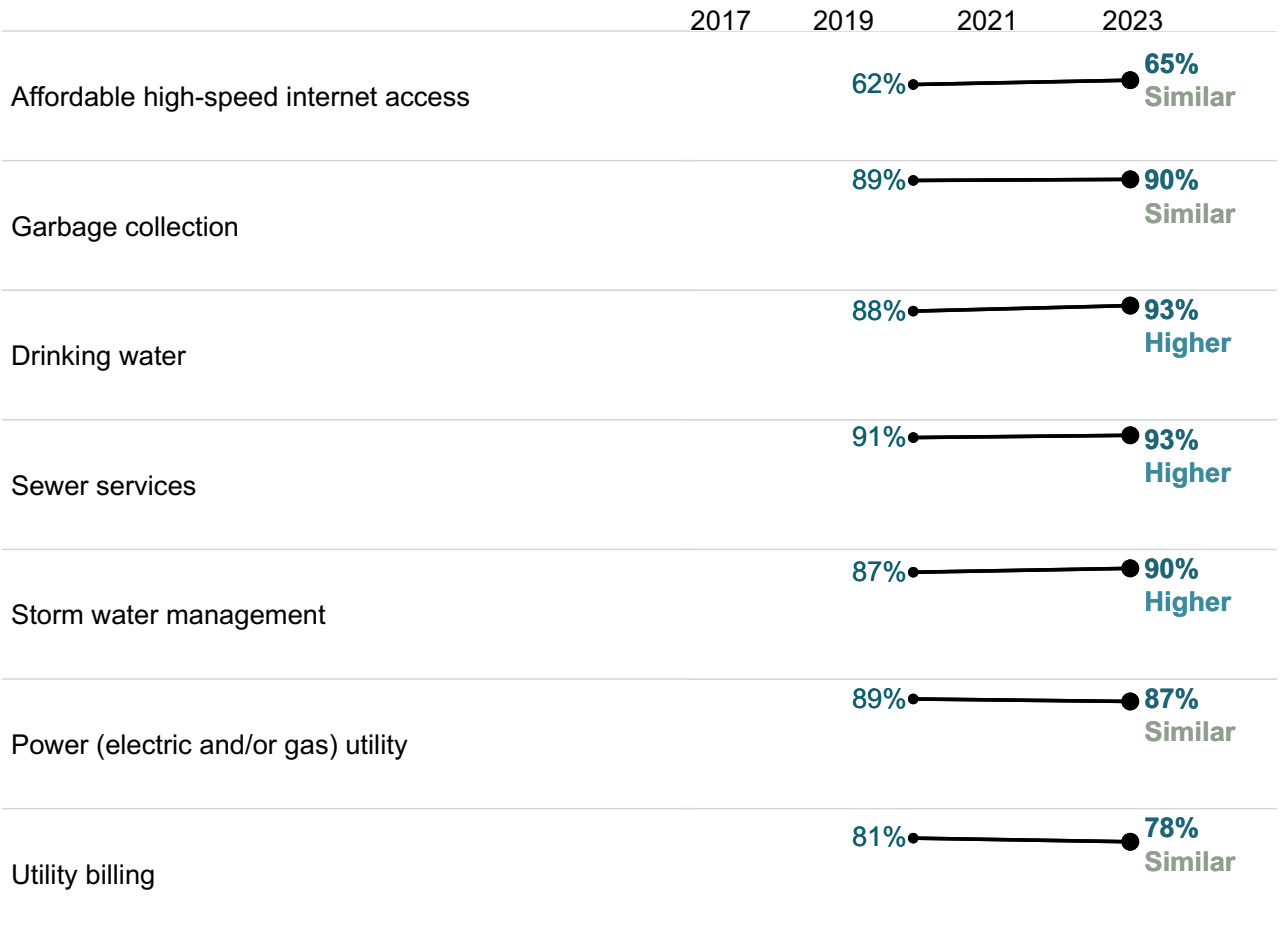
Services such as water, gas, electricity, and internet access play a vital role in ensuring the physical and economic health and well-being of the communities they serve.



Please rate each of the following characteristics as they relate to Tualatin as a whole. (% excellent or good)



Please rate the quality of each of the following services in Tualatin. (% excellent or good)

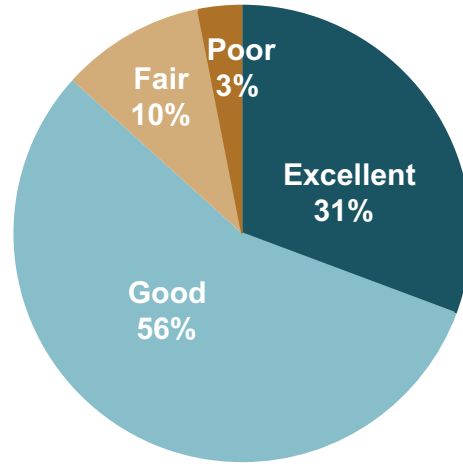


11. Comparison to the national benchmark is shown. If no comparison is available, this is left blank.

Overall feeling of safety in Tualatin, 2023

Safety

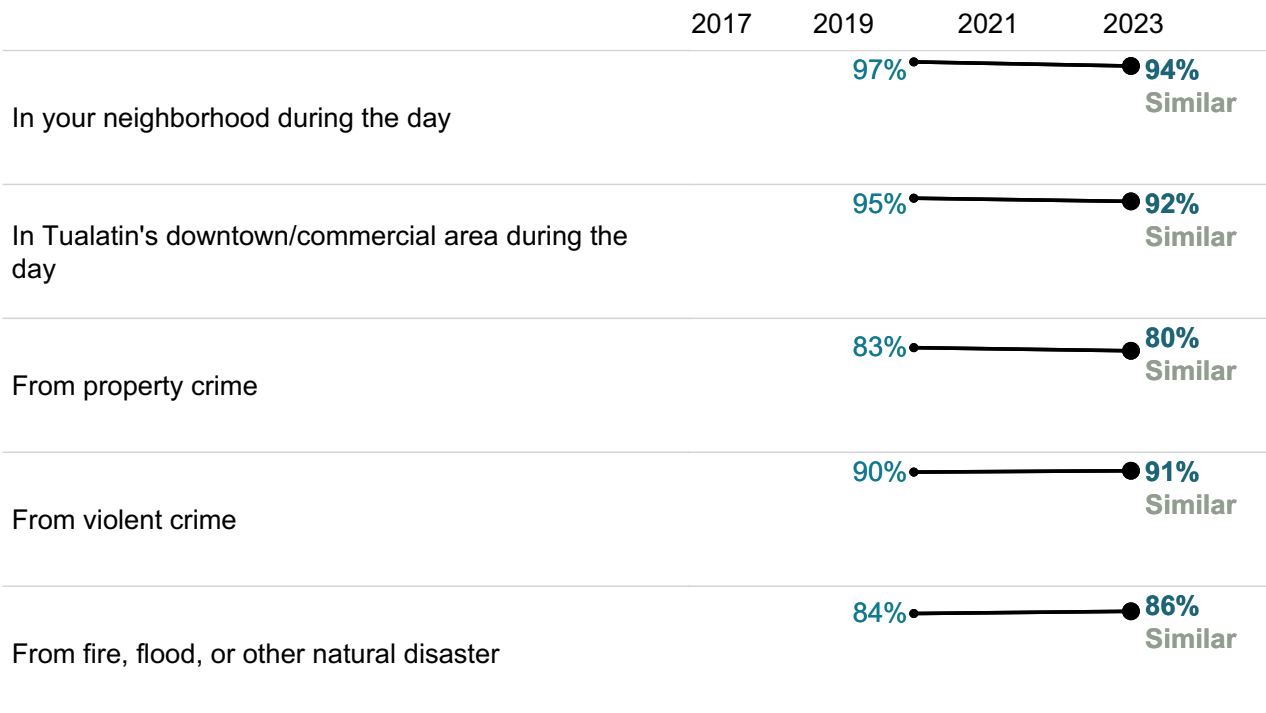
Public safety is often the most important task facing local governments. All residents should feel safe and secure in their neighborhoods and in the greater community, and providing robust safety-related services is essential to residents' quality of life.



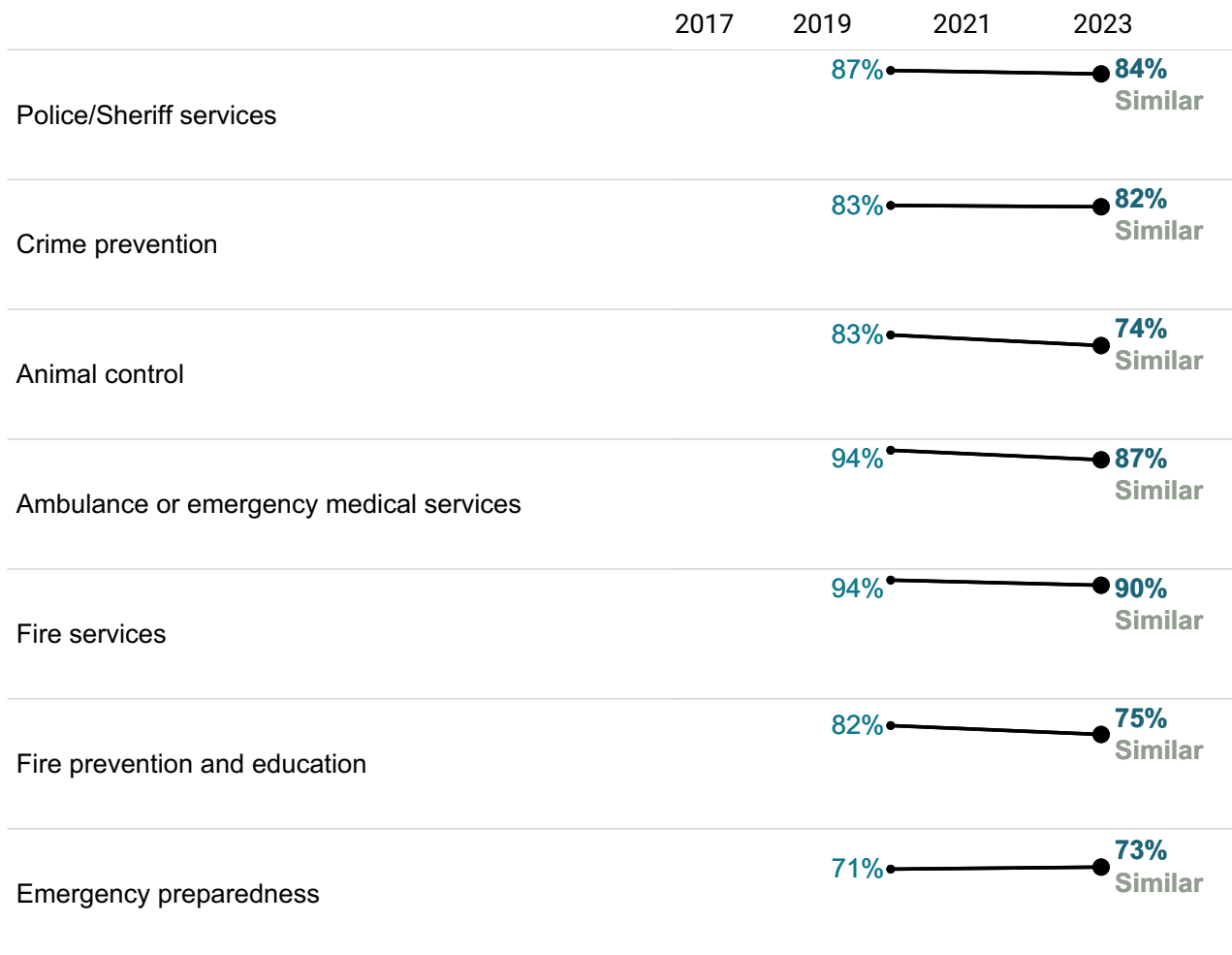
Please rate each of the following characteristics as they relate to Tualatin as a whole.
(% excellent or good)



Please rate how safe or unsafe you feel:
(% very or somewhat safe)



**Please rate the quality of each of the following services in Tualatin.
(% excellent or good)**

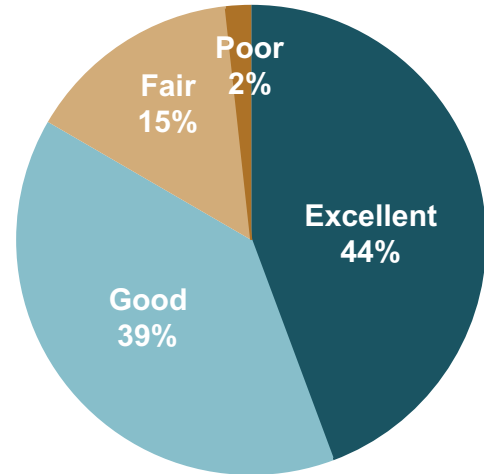


12. Comparison to the national benchmark is shown. If no comparison is available, this is left blank.


Overall quality of natural environment in Tualatin, 2023

Natural Environment

The natural environment plays a vital role in the health and well-being of residents. The natural spaces in which residents live and experience their communities has a direct and profound effect on quality of life.




Please rate each of the following characteristics as they relate to Tualatin as a whole.
(% excellent or good)



Please also rate each of the following in the Tualatin community.
(% excellent or good)



Please rate the quality of each of the following services in Tualatin.
 (% excellent or good)



13. Comparison to the national benchmark is shown. If no comparison is available, this is left blank.

Overall quality of parks and recreation opportunities, 2023

Parks and Recreation

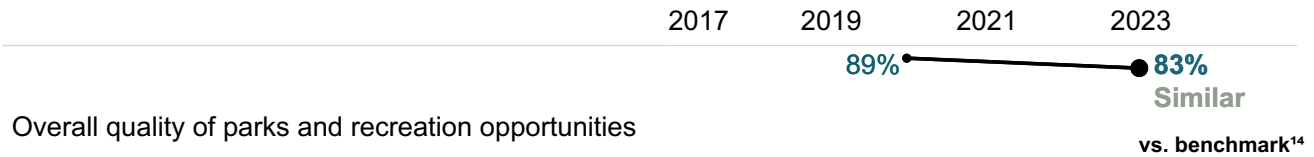
"There are no communities that pride themselves on their quality of life, promote themselves as a desirable location for businesses to relocate, or maintain that they are environmental stewards of their natural resources, without such communities having a robust, active system of parks and recreation programs for public use and enjoyment."

- National Recreation and Park Association



Please rate each of the following characteristics as they relate to Tualatin as a whole.

(% excellent or good)



Please also rate each of the following in the Tualatin community.

(% excellent or good)



Please rate the quality of each of the following services in Tualatin.
 (% excellent or good)



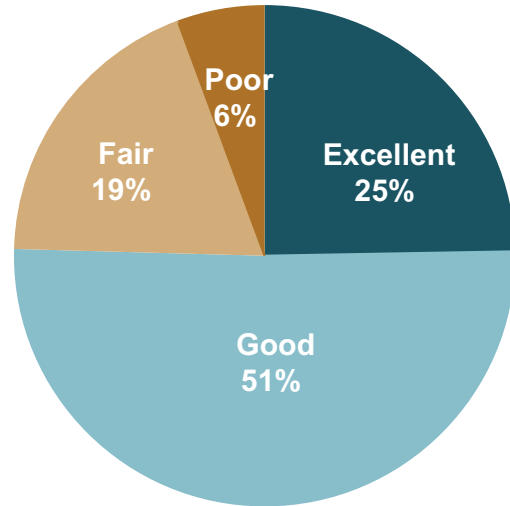
14. Comparison to the national benchmark is shown. If no comparison is available, this is left blank.

Overall health and wellness opportunities in Tualatin, 2023



Health and Wellness

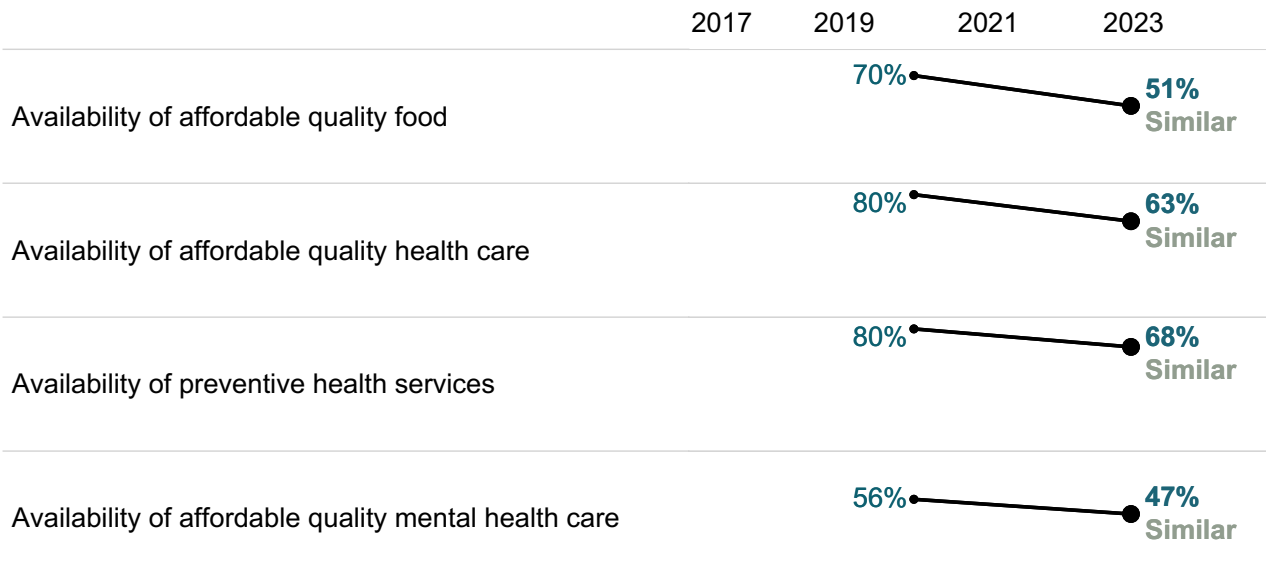
The characteristics of and amenities available in the communities in which people live has a direct impact on the health and wellness of residents, and thus, on their quality of life overall.




Please rate each of the following characteristics as they relate to Tualatin as a whole.
(% excellent or good)




Please also rate each of the following in the Tualatin community.
(% excellent or good)



Please rate the quality of each of the following services in Tualatin.
(% excellent or good)



Please rate your overall health.
(% excellent or very good)



15. Comparison to the national benchmark is shown. If no comparison is available, this is left blank.

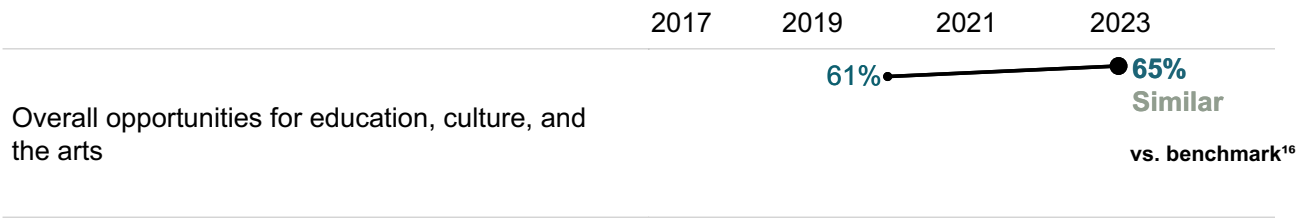
Overall opportunities for education, culture and the arts, 2023

Education, Arts, and Culture

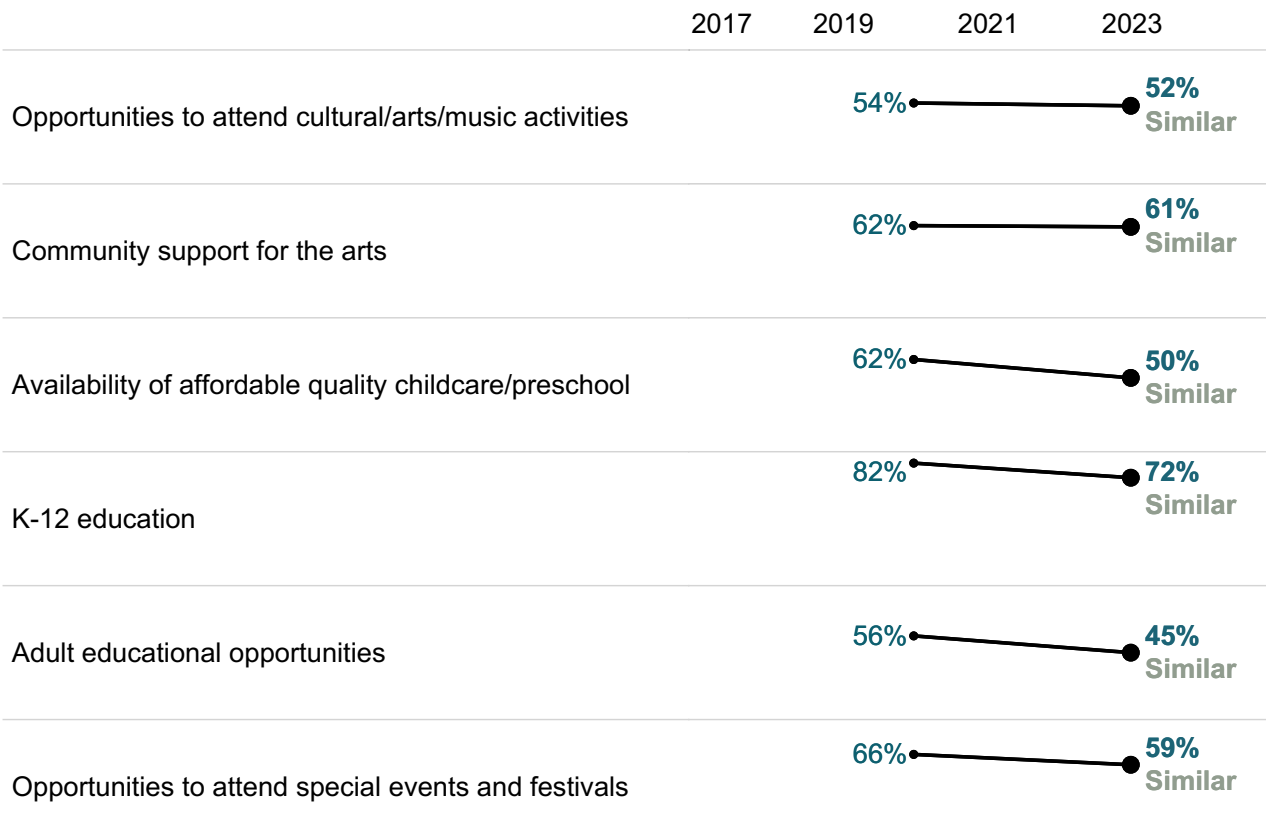
Participation in the arts, in educational opportunities, and in cultural activities is linked to increased civic engagement, greater social tolerance, and enhanced enjoyment of the local community.




Please rate each of the following characteristics as they relate to Tualatin as a whole. (% excellent or good)



Please also rate each of the following in the Tualatin community. (% excellent or good)



Please rate the quality of each of the following services in Tualatin.
(% excellent or good)

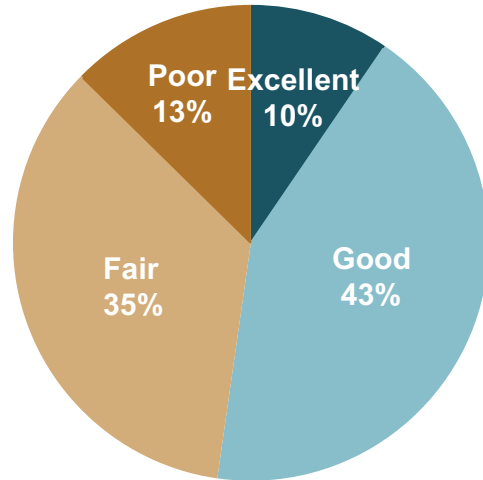


10. Comparison to the national benchmark is shown. If no comparison is available, this is left blank.

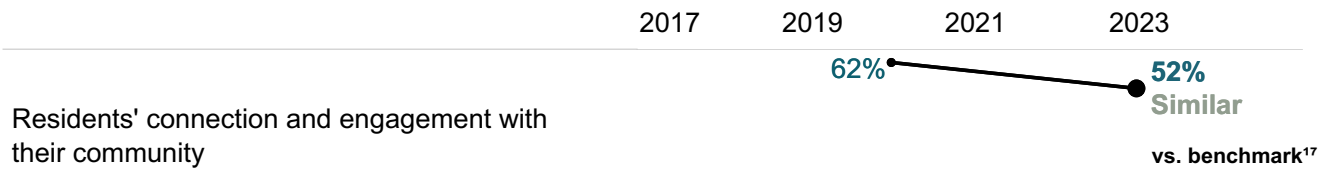
Residents' connection and engagement with their community, 2023

Inclusivity and Engagement

Inclusivity refers to a cultural and environmental feeling of belonging; residents who feel invited to participate within their communities feel more included, involved, and engaged than those who do not.



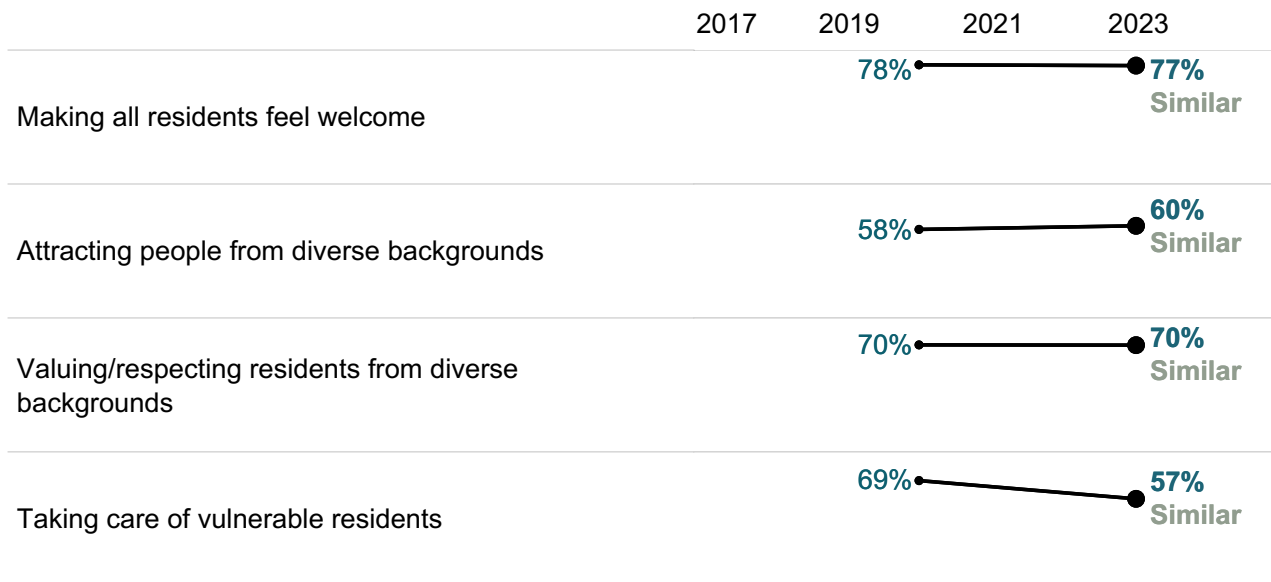
Please rate each of the following characteristics as they relate to Tualatin as a whole. (% excellent or good)



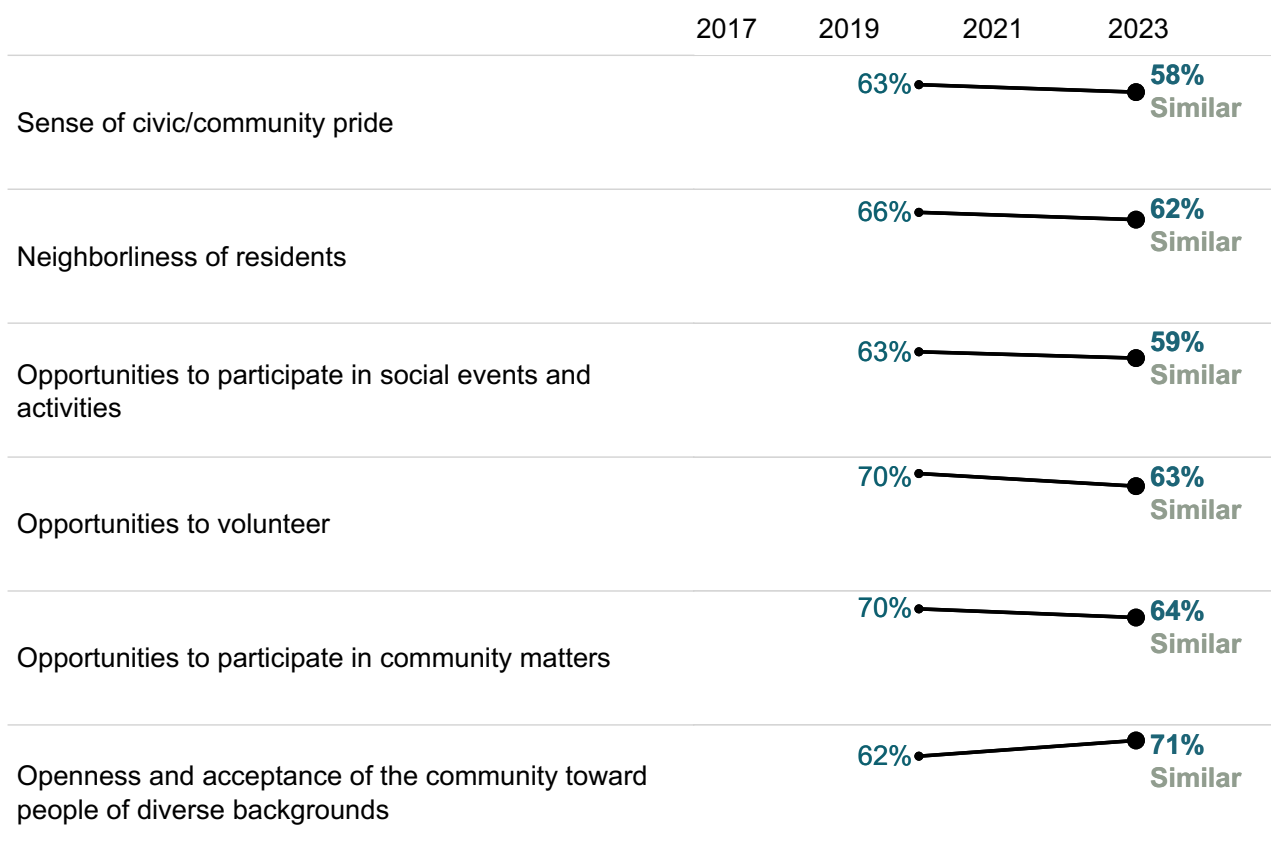
Please rate each of the following aspects of quality of life in Tualatin. (% excellent or good)



Please rate the job you feel the Tualatin community does at each of the following.
 (% excellent or good)




Please also rate each of the following in the Tualatin community.
 (% excellent or good)



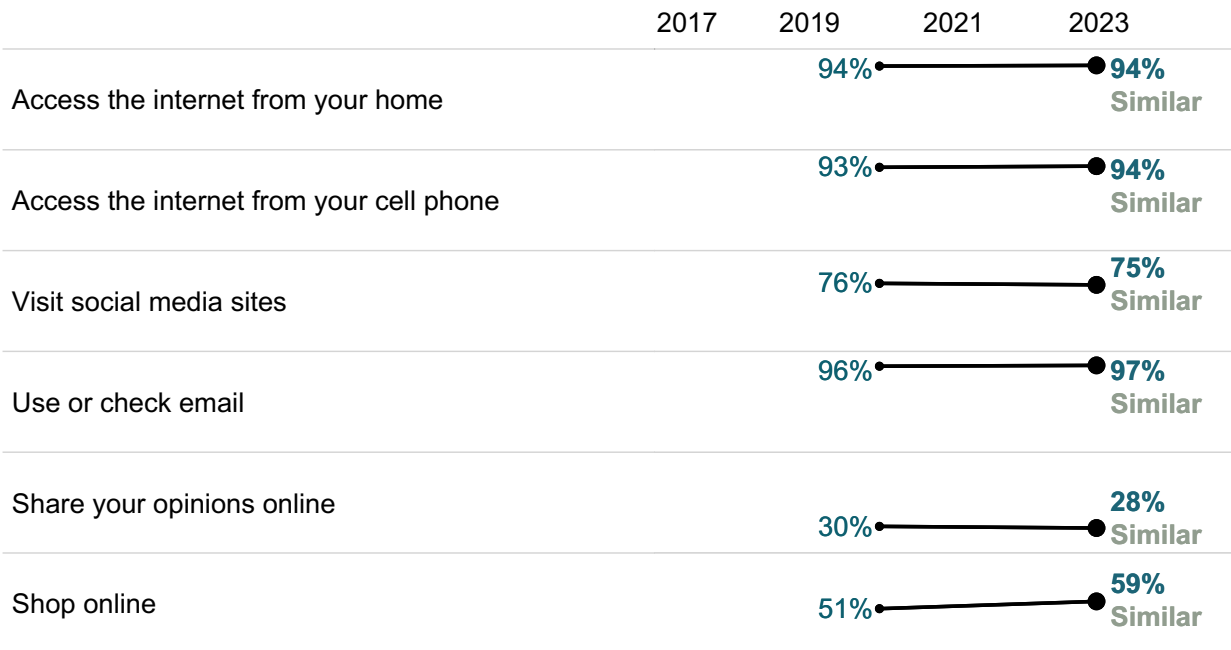
17. Comparison to the national benchmark is shown. If no comparison is available, this is left blank.

Residents' Participation Levels

Please indicate whether or not you have done each of the following in the last 12 months.
(% yes)



In general, how many times do you:
(% a few times a week or more)




























18. Comparison to the national benchmark is shown. If no comparison is available, this is left blank.

Custom Questions















Below are the complete set of responses to each custom question on the survey. By default, “don’t know” responses are excluded, but may be added to the table using the response filter below.

Include "don't know"
No

<p>Please indicate how much of a source, if at all, you consider each of the following to be for obtaining information about the City of Tualatin government and its activities, events, and services.</p>	City website (www.tualatinoregon.gov)	Major source		65%
		Minor source		29%
		Not a source		7%
	Local media outlets (Tualatin Times, Tualatin Life, local television stations)	Major source		52%
		Minor source		40%
		Not a source		8%
	City e-newsletter Tualatin Today	Major source		33%
		Minor source		41%
		Not a source		26%
	Talking with City officials	Major source		22%
	Minor source		32%	
	Not a source		46%	
City Council or other public meetings	Major source		27%	
	Minor source		37%	
	Not a source		37%	
City communications via social media (Facebook, Twitter, Nextdoor, etc.)	Major source		30%	
	Minor source		39%	
	Not a source		32%	
Word-of-mouth	Major source		33%	
	Minor source		46%	
	Not a source		21%	
<p>Please indicate the extent to which you would support or oppose the following changes to Tualatin's code regarding the operation of mobile food units (e.g., food carts or trucks)?</p>	Allow a food cart or truck on temporary basis (less than 24 hours) in the downtown area	Strongly support		62%
		Somewhat support		24%
		Somewhat oppose		7%
		Strongly oppose		6%

Please indicate the extent to which you would support or oppose the following changes to Tualatin's code regarding the operation of mobile food units (e.g., food carts or trucks)?

Allow a food cart or truck on a permanent basis (more than 24 hours) in the downtown area	Strongly support		53%
	Somewhat support		21%
	Somewhat oppose		17%
	Strongly oppose		10%
Allow a food cart "pod" (a group of multiple food carts or trucks) in the downtown area	Strongly support		66%
	Somewhat support		17%
	Somewhat oppose		9%
	Strongly oppose		8%
Allow a food cart "pod" (a group of multiple food carts or trucks) in the commercial/industrial areas outside of downtown	Strongly support		66%
	Somewhat support		24%
	Somewhat oppose		5%
	Strongly oppose		5%

National Benchmark Tables

This table contains the comparisons of Tualatin's results to those from other communities. The first column shows the comparison of Tualatin's rating to the benchmark. Tualatin's results are noted as being "higher", "lower" or "similar" to the benchmark, meaning that the average rating given by Tualatin residents is statistically similar to or different than the benchmark. The second column is Tualatin's "percent positive." Most commonly, the percent positive is the combination of the top two most positive response options (i.e., excellent/good). The third column is the rank assigned to Tualatin's rating among communities where a similar question was asked. The fourth column is the number of communities that asked a similar question. The fifth column shows the percentile for Tualatin's result -- that is what percent of surveyed communities had a lower rating than Tualatin.

			% positive	Rank	Number of communities	Percentile	
Quality of Life	Please rate each of the following aspects of quality of life in Tualatin.	Tualatin as a place to live	Similar	91%	161	370	55
		The overall quality of life	Similar	89%	155	386	58
	Please indicate how likely or unlikely you are to do each of the following.	Recommend living in Tualatin to someone who asks	Similar	89%	119	318	62
		Remain in Tualatin for the next five years	Similar	79%	232	316	26
	Please rate each of the following in the Tualatin community.	Overall image or reputation	Similar	80%	132	364	62
Governance	Please rate the quality of each of the following services in Tualatin.	Public information services	Similar	76%	57	318	82
		Overall customer service by Tualatin employees	Similar	85%	96	366	73
	Please rate the following categories of Tualatin government performance.	The value of services for the taxes paid to Tualatin	Similar	67%	58	371	84
		The overall direction that Tualatin is taking	Higher	72%	44	346	87
		The job Tualatin government does at welcoming resident involvement	Similar	63%	60	338	82
		Overall confidence in Tualatin government	Similar	65%	59	310	81
		Generally acting in the best interest of the community	Similar	72%	58	314	81
		Being honest	Higher	78%	38	305	87
		Being open and transparent to the public	Similar	72%	54	258	79
		Informing residents about issues facing the community	Similar	64%	66	262	75
		Treating all residents fairly	Higher	81%	16	311	95
		Treating residents with respect	Higher	85%	22	255	91

Governance	Overall, how would you rate the quality of the services provided by each of the following?	The City of Tualatin	Similar	82%	107	365	70
		The Federal Government	Similar	41%	133	298	55
Economy	Please rate each of the following aspects of quality of life in Tualatin.	Tualatin as a place to work	Similar	75%	106	364	70
		Tualatin as a place to visit	Similar	55%	201	323	37
	Please rate each of the following characteristics as they relate to Tualatin as a whole.	Overall economic health	Similar	77%	119	317	62
		Overall quality of business and service establishments	Similar	72%	146	317	54
	Please rate each of the following in the Tualatin community.	Variety of business and service establishments	Similar	49%	146	253	42
		Vibrancy of downtown/commercial area	Similar	36%	211	296	29
		Employment opportunities	Similar	54%	91	330	72
		Shopping opportunities	Similar	60%	108	320	66
		Cost of living	Similar	36%	176	307	42
	Please rate the quality of each of the following services in Tualatin.	Economic development	Similar	61%	95	312	69
Please rate how important, if at all, you think it is for the Tualatin community to focus on each of the following in the coming two years.	Overall economic health	Similar	85%	256	291	12	
	What impact, if any, do you think the economy will have on your family income in the next 6 months? Do you think the impact will be:	Similar	21%	140	300	53	
Mobility	Please rate each of the following characteristics as they relate to Tualatin as a whole.	Overall quality of the transportation system	Similar	58%	87	261	66
		Traffic flow on major streets	Lower	27%	291	338	11
	Please also rate each of the following in the Tualatin community.	Ease of public parking	Higher	76%	42	296	86
		Ease of travel by car	Similar	62%	211	328	35
		Ease of travel by public transportation	Similar	44%	103	300	65
		Ease of travel by bicycle	Similar	58%	108	328	66
		Ease of walking	Similar	73%	79	332	76
Please indicate whether or not you have done each of the following in the last 12 months.	Used public transportation instead of driving	Higher	31%	57	282	80	

Mobility	Please indicate whether or not you have done each of the following in the last 12 months.	Carpooled with other adults or children instead of driving alone	Higher	55%	43	299	85
		Walked or biked instead of driving	Higher	77%	29	301	90
	Please rate the quality of each of the following services in Tualatin.	Traffic enforcement	Similar	72%	105	359	70
		Traffic signal timing	Similar	55%	145	310	53
		Street repair	Higher	68%	44	351	87
		Street cleaning	Higher	87%	6	321	98
		Street lighting	Higher	80%	11	349	97
		Snow removal	Similar	57%	160	273	40
		Sidewalk maintenance	Higher	79%	23	321	93
		Bus or transit services	Higher	57%	62	289	78
Please rate how important, if at all, you think it is for the Tualatin community to focus on each of the following in the coming two years.	Overall quality of the transportation system	Similar	80%	79	251	68	
Community Design	Please rate each of the following aspects of quality of life in Tualatin.	Your neighborhood as a place to live	Similar	90%	123	324	61
	Please rate each of the following characteristics as they relate to Tualatin as a whole.	Overall design or layout of residential and commercial areas	Similar	58%	181	308	41
	Please also rate each of the following in the Tualatin community.	Well-planned residential growth	Similar	49%	103	255	59
		Well-planned commercial growth	Similar	45%	94	254	63
		Well-designed neighborhoods	Similar	66%	88	255	65
		Preservation of the historical or cultural character of the community	Similar	69%	49	251	80
		Public places where people want to spend time	Similar	68%	99	302	67
		Variety of housing options	Similar	50%	93	315	70
		Availability of affordable quality housing	Similar	25%	195	337	41
		Overall quality of new development	Similar	47%	209	326	35
Overall appearance	Similar	77%	110	340	67		

Community Design	Please rate the quality of each of the following services in Tualatin.	Land use, planning and zoning	Similar	47%	153	321	52
		Code enforcement	Similar	59%	111	351	67
	Please rate how important, if at all, you think it is for the Tualatin community to focus on each of the following in the coming two years.	Overall design or layout of residential and commercial areas	Similar	77%	134	291	54
Utilities	Please rate each of the following characteristics as they relate to Tualatin as a whole.	Overall quality of the utility infrastructure	Higher	85%	22	252	91
		Affordable high-speed internet access	Similar	65%	54	249	78
	Please rate the quality of each of the following services in Tualatin.	Garbage collection	Similar	90%	44	331	86
		Drinking water	Higher	93%	8	319	97
		Sewer services	Higher	93%	15	316	95
		Storm water management	Higher	90%	7	331	98
		Power (electric and/or gas) utility	Similar	87%	30	273	89
		Utility billing	Similar	78%	49	295	83
		Overall quality of the utility infrastructure	Similar	84%	211	251	16
Safety	Please rate each of the following characteristics as they relate to Tualatin as a whole.	Overall feeling of safety	Similar	87%	150	356	57
		Please rate how safe or unsafe you feel:	In your neighborhood during the day	Similar	94%	155	335
	In Tualatin's downtown/commercial area during the day		Similar	92%	136	323	57
	From property crime		Similar	80%	126	263	52
	From violent crime		Similar	91%	95	263	64
	From fire, flood, or other natural disaster		Similar	86%	110	253	56
	Please rate the quality of each of the following services in Tualatin.	Police/Sheriff services	Similar	84%	160	383	56
		Crime prevention	Similar	82%	137	360	60
		Animal control	Similar	74%	116	332	64
Ambulance or emergency medical services		Similar	87%	190	328	40	

Safety	Please rate the quality of each of the following services in Tualatin.	Fire services	Similar	90%	175	347	48
		Fire prevention and education	Similar	75%	177	316	43
		Emergency preparedness	Similar	73%	115	317	63
	Please rate how important, if at all, you think it is for the Tualatin community to focus on each of the following in the coming two years.	Overall feeling of safety	Similar	90%	198	291	32
Natural environment	Please rate each of the following characteristics as they relate to Tualatin as a whole.	Overall quality of natural environment	Similar	83%	73	317	77
		Please also rate each of the following in the Tualatin community.	Cleanliness	Similar	86%	91	331
	Water resources		Higher	76%	66	234	72
	Air quality		Similar	90%	88	303	71
	Please rate the quality of each of the following services in Tualatin.	Preservation of natural areas	Similar	73%	76	302	75
		Tualatin open space	Similar	72%	90	300	70
		Recycling	Higher	84%	67	335	79
		Yard waste pick-up	Higher	84%	72	297	75
	Please rate how important, if at all, you think it is for the Tualatin community to focus on each of the following in the coming two years.	Overall quality of natural environment	Similar	87%	101	291	65
	Parks and Recreation	Please rate each of the following characteristics as they relate to Tualatin as a whole.	Overall quality of parks and recreation opportunities	Similar	83%	50	258
Please also rate each of the following in the Tualatin community.			Availability of paths and walking trails	Higher	83%	62	332
		Fitness opportunities	Similar	80%	76	304	75
		Recreational opportunities	Similar	71%	127	322	60
Please rate the quality of each of the following services in Tualatin.		City parks	Similar	86%	119	328	64
		Recreation programs or classes	Similar	72%	154	325	52
		Recreation centers or facilities	Similar	73%	149	312	52
Please rate how important, if at all, you think it is for the Tualatin community to focus on each of the following in the coming two years.		Overall quality of parks and recreation opportunities	Similar	82%	81	252	68
Health and wellness	Please rate each of the following characteristics as they relate to Tualatin as a whole.	Overall health and wellness opportunities	Similar	75%	141	310	54

Health and wellness	Please also rate each of the following in the Tualatin community.	Availability of affordable quality food	Similar	51%	201	301	33
		Availability of affordable quality health care	Similar	63%	103	308	66
		Availability of preventive health services	Similar	68%	98	295	67
		Availability of affordable quality mental health care	Similar	47%	108	299	64
	Please rate the quality of each of the following services in Tualatin.	Health services	Similar	78%	72	292	75
		Overall health and wellness opportunities	Similar	71%	185	291	36
	Please rate how important, if at all, you think it is for the Tualatin community to focus on each of the following in the coming two years.	Please rate your overall health.	Similar	67%	116	297	61
Education, Arts and Culture	Please rate each of the following characteristics as they relate to Tualatin as a whole.	Overall opportunities for education, culture, and the arts	Similar	65%	173	313	45
		Opportunities to attend cultural/arts/music activities	Similar	52%	179	318	43
	Please also rate each of the following in the Tualatin community.	Community support for the arts	Similar	61%	115	251	54
		Availability of affordable quality childcare/preschool	Similar	50%	115	310	63
		K-12 education	Similar	72%	151	313	51
		Adult educational opportunities	Similar	45%	185	303	39
		Opportunities to attend special events and festivals	Similar	59%	189	308	38
	Please rate the quality of each of the following services in Tualatin.	Public library services	Similar	91%	73	327	77
Please rate how important, if at all, you think it is for the Tualatin community to focus on each of the following in the coming two years.	Overall opportunities for education, culture, and the arts	Similar	69%	206	291	29	
Inclusivity and Engagement	Please rate each of the following aspects of quality of life in Tualatin.	Tualatin as a place to raise children	Similar	92%	125	374	65
		Tualatin as a place to retire	Similar	62%	186	369	48
		Sense of community	Similar	60%	206	335	37
	Please rate each of the following characteristics as they relate to Tualatin as a whole.	Residents' connection and engagement with their community	Similar	52%	162	255	36
		Please rate the job you feel the Tualatin community does at each of the following.	Making all residents feel welcome	Similar	77%	58	257
	Attracting people from diverse backgrounds		Similar	60%	84	254	67

Inclusivity and Engagement

Please rate the job you feel the Tualatin community does at each of the following.	Valuing/respecting residents from diverse backgrounds	Similar	70%	57	255	78
	Taking care of vulnerable residents	Similar	57%	80	251	68
Please also rate each of the following in the Tualatin community.	Sense of civic/community pride	Similar	58%	147	251	41
	Neighborliness of residents	Similar	62%	140	303	53
	Opportunities to participate in social events and activities	Similar	59%	187	313	40
	Opportunities to volunteer	Similar	63%	161	308	47
	Opportunities to participate in community matters	Similar	64%	102	308	67
	Openness and acceptance of the community toward people of diverse backgrounds	Similar	71%	49	326	85
Please rate how important, if at all, you think it is for the Tualatin community to focus on each of the following in the coming two years.	Residents' connection and engagement with their community	Similar	69%	150	291	48

Participation

Please indicate whether or not you have done each of the following in the last 12 months.	Contacted the City of Tualatin for help or information	Lower	31%	319	330	3
	Contacted Tualatin elected officials to express your opinion	Similar	11%	248	301	17
	Attended a local public meeting	Similar	17%	187	304	38
	Watched a local public meeting	Lower	11%	283	293	3
	Volunteered your time to some group/activity	Similar	26%	217	307	29
	Campaigned or advocated for a local issue, cause, or candidate	Lower	7%	288	297	3
	Voted in your most recent local election	Similar	77%	123	251	51
In general, how many times do you:	Access the internet from your home	Similar	94%	126	250	50
	Access the internet from your cell phone	Similar	94%	106	252	58
	Visit social media sites	Similar	75%	208	252	17
	Use or check email	Similar	97%	116	253	54
	Share your opinions online	Similar	28%	125	251	50
	Shop online	Similar	59%	92	250	63

Custom Benchmark Tables

This table contains the comparisons of Tualatin's results to other communities in the Western region of the United States with fewer than 75,000 residents. The first column shows the comparison of Tualatin's rating to the benchmark. Tualatin's results are noted as being "higher", "lower" or "similar" to the benchmark, meaning that the average rating given by Tualatin residents is statistically similar to or different than the benchmark. The second column is Tualatin's "percent positive." Most commonly, the percent positive is the combination of the top two most positive response options (i.e., excellent/good). The third column is the rank assigned to Tualatin's rating among communities where a similar question was asked. The fourth column is the number of communities that asked a similar question. The fifth column shows the percentile for Tualatin's result -- that is what percent of surveyed communities had a lower rating than Tualatin.

				% positive	Rank	Number of communities	Percentile
Quality of Life	Please rate each of the following aspects of quality of life in Tualatin.	Tualatin as a place to live	Similar	91%	22	58	63
		The overall quality of life	Similar	89%	22	60	65
	Please indicate how likely or unlikely you are to do each of the following.	Recommend living in Tualatin to someone who asks	Higher	89%	11	51	80
		Remain in Tualatin for the next five years	Similar	79%	38	51	27
	Please rate each of the following in the Tualatin community.	Overall image or reputation	Similar	80%	20	54	64
Governance	Please rate the quality of each of the following services in Tualatin.	Public information services	Higher	76%	7	51	88
		Overall customer service by Tualatin employees	Similar	85%	11	55	81
	Please rate the following categories of Tualatin government performance.	The value of services for the taxes paid to Tualatin	Higher	67%	6	55	90
		The overall direction that Tualatin is taking	Higher	72%	3	57	96
		The job Tualatin government does at welcoming resident involvement	Higher	63%	9	55	85
		Overall confidence in Tualatin government	Higher	65%	5	50	92
		Generally acting in the best interest of the community	Higher	72%	4	50	94

Governance	Please rate the following categories of Tualatin government performance.	Being honest	Higher	78%	3	50	96
		Being open and transparent to the public	Higher	72%	6	44	88
		Informing residents about issues facing the community	Higher	64%	6	44	88
		Treating all residents fairly	Higher	81%	1	51	100
		Treating residents with respect	Higher	85%	2	43	97
		Overall, how would you rate the quality of the services provided by each of the following?	The City of Tualatin	Similar	82%	8	58
	The Federal Government	Similar	41%	20	49	61	
Economy	Please rate each of the following aspects of quality of life in Tualatin.	Tualatin as a place to work	Higher	75%	12	57	80
		Tualatin as a place to visit	Similar	55%	29	50	44
	Please rate each of the following characteristics as they relate to Tualatin as a whole.	Overall economic health	Higher	77%	14	51	74
		Please rate each of the following in the Tualatin community.	Overall quality of business and service establishments	Similar	72%	17	53
	Variety of business and service establishments	Similar	49%	16	43	65	
	Vibrancy of downtown/commercial area	Similar	36%	29	49	42	
	Employment opportunities	Higher	54%	6	56	91	
	Shopping opportunities	Higher	60%	10	56	83	
	Cost of living	Similar	36%	11	50	80	

Economy	Please rate the quality of each of the following services in Tualatin.	Economic development	Higher	61%	5	49	91
	Please rate how important, if at all, you think it is for the Tualatin community to focus on each of the following in the coming two years.	Overall economic health	Similar	85%	40	48	18
		What impact, if any, do you think the economy will have on your family income in the next 6 months? Do you think the impact will be:	Similar	21%	22	49	57
Mobility	Please rate each of the following characteristics as they relate to Tualatin as a whole.	Overall quality of the transportation system	Similar	58%	13	43	72
	Please also rate each of the following in the Tualatin community.	Traffic flow on major streets	Lower	27%	46	55	18
		Ease of public parking	Higher	76%	6	50	90
		Ease of travel by car	Similar	62%	32	56	43
		Ease of travel by public transportation	Similar	44%	16	50	70
		Ease of travel by bicycle	Similar	58%	26	56	54
		Ease of walking	Similar	73%	17	56	71
	Please indicate whether or not you have done each of the following in the last 12 months.	Used public transportation instead of driving	Similar	31%	12	48	77
		Carpooled with other adults or children instead of driving alone	Similar	55%	10	49	81
		Walked or biked instead of driving	Higher	77%	13	50	76
Please rate the quality of each of the following services in Tualatin.	Traffic enforcement	Similar	72%	8	57	87	
	Traffic signal timing	Similar	55%	19	48	62	
	Street repair	Higher	68%	4	57	94	

Mobility	Please rate the quality of each of the following services in Tualatin.	Street cleaning	Higher	87%	2	56	98
		Street lighting	Higher	80%	2	50	97
		Snow removal	Similar	57%	17	41	60
		Sidewalk maintenance	Higher	79%	4	48	93
		Bus or transit services	Higher	57%	9	44	81
		Please rate how important, if at all, you think it is for the Tualatin community to focus on each of the following in the coming two years.	Overall quality of the transportation system	Similar	80%	11	42
Community Design	Please rate each of the following aspects of quality of life in Tualatin.	Your neighborhood as a place to live	Similar	90%	21	54	62
		Overall design or layout of residential and commercial areas	Similar	58%	19	50	64
	Please also rate each of the following in the Tualatin community.	Well-planned residential growth	Similar	49%	9	42	80
		Well-planned commercial growth	Higher	45%	5	42	90
		Well-designed neighborhoods	Similar	66%	8	42	83
		Preservation of the historical or cultural character of the community	Similar	69%	12	42	73
		Public places where people want to spend time	Similar	68%	15	48	70
		Variety of housing options	Higher	50%	3	53	96
		Availability of affordable quality housing	Similar	25%	18	54	68
Overall quality of new development	Similar	47%	20	53	64		

Community Design	Please also rate each of the following in the Tualatin community.	Overall appearance	Similar	77%	15	54	73
	Please rate the quality of each of the following services in Tualatin.	Land use, planning and zoning	Similar	47%	14	54	75
		Code enforcement	Higher	59%	10	55	83
	Please rate how important, if at all, you think it is for the Tualatin community to focus on each of the following in the coming two years.	Overall design or layout of residential and commercial areas	Similar	77%	24	48	52
Utilities	Please rate each of the following characteristics as they relate to Tualatin as a whole.	Overall quality of the utility infrastructure	Higher	85%	3	42	95
	Please rate the quality of each of the following services in Tualatin.	Affordable high-speed internet access	Higher	65%	2	43	97
		Garbage collection	Higher	90%	7	51	88
		Drinking water	Higher	93%	3	50	96
		Sewer services	Higher	93%	1	47	100
		Storm water management	Higher	90%	2	52	98
		Power (electric and/or gas) utility	Higher	87%	2	43	97
		Utility billing	Higher	78%	6	46	89
		Please rate how important, if at all, you think it is for the Tualatin community to focus on each of the following in the coming two years.	Overall quality of the utility infrastructure	Similar	84%	36	42
Safety	Please rate each of the following characteristics as they relate to Tualatin as a whole.	Overall feeling of safety	Similar	87%	27	53	50
	Please rate how safe or unsafe you feel:	In your neighborhood during the day	Similar	94%	28	53	49
		In Tualatin's downtown/commercial area during the day	Similar	92%	26	51	50

Safety	Please rate how safe or unsafe you feel:	From property crime	Similar	80%	20	43	55
		From violent crime	Similar	91%	23	43	48
		From fire, flood, or other natural disaster	Similar	86%	8	42	83
	Please rate the quality of each of the following services in Tualatin.	Police/Sheriff services	Similar	84%	21	60	66
		Crime prevention	Similar	82%	18	55	68
		Animal control	Similar	74%	15	52	73
		Ambulance or emergency medical services	Similar	87%	20	48	60
		Fire services	Similar	90%	22	51	58
		Fire prevention and education	Similar	75%	19	46	60
		Emergency preparedness	Similar	73%	10	51	82
		Please rate how important, if at all, you think it is for the Tualatin community to focus on each of the following in the coming two years.	Overall feeling of safety	Similar	90%	25	48
Natural environment	Please rate each of the following characteristics as they relate to Tualatin as a whole.	Overall quality of natural environment	Similar	83%	20	53	64
		Please also rate each of the following in the Tualatin community.	Cleanliness	Higher	86%	16	52
		Water resources	Higher	76%	12	37	70
		Air quality	Similar	90%	14	50	74
	Please rate the quality of each of the following services in Tualatin.	Preservation of natural areas	Similar	73%	15	48	70

Natural environment	Please rate the quality of each of the following services in Tualatin.	Tualatin open space	Similar	72%	18	49	65	
		Recycling	Higher	84%	5	49	91	
		Yard waste pick-up	Higher	84%	8	41	82	
	Please rate how important, if at all, you think it is for the Tualatin community to focus on each of the following in the coming two years.	Overall quality of natural environment	Similar	87%	19	48	62	
Parks and Recreation	Please rate each of the following characteristics as they relate to Tualatin as a whole.	Overall quality of parks and recreation opportunities	Higher	83%	11	42	76	
		Please also rate each of the following in the Tualatin community.	Availability of paths and walking trails	Higher	83%	13	52	76
		Fitness opportunities	Similar	80%	17	50	68	
		Recreational opportunities	Similar	71%	24	56	58	
	Please rate the quality of each of the following services in Tualatin.	City parks	Similar	86%	19	53	66	
		Recreation programs or classes	Similar	72%	26	52	51	
		Recreation centers or facilities	Similar	73%	26	52	51	
	Please rate how important, if at all, you think it is for the Tualatin community to focus on each of the following in the coming two years.	Overall quality of parks and recreation opportunities	Similar	82%	13	42	71	
	Health and wellness	Please rate each of the following characteristics as they relate to Tualatin as a whole.	Overall health and wellness opportunities	Similar	75%	21	50	60
			Please also rate each of the following in the Tualatin community.	Availability of affordable quality food	Similar	51%	23	50
		Availability of affordable quality health care	Higher	63%	5	50	92	
		Availability of preventive health services	Higher	68%	7	48	87	

Health and wellness	Please also rate each of the following in the Tualatin community.	Availability of affordable quality mental health care	Higher	47%	4	48	93
	Please rate the quality of each of the following services in Tualatin.	Health services	Higher	78%	6	47	89
	Please rate how important, if at all, you think it is for the Tualatin community to focus on each of the following in the coming two years.	Overall health and wellness opportunities	Similar	71%	25	48	50
		Please rate your overall health.	Similar	67%	23	48	54
Education, Arts and Culture	Please rate each of the following characteristics as they relate to Tualatin as a whole.	Overall opportunities for education, culture, and the arts	Similar	65%	19	49	63
	Please also rate each of the following in the Tualatin community.	Opportunities to attend cultural/arts/music activities	Similar	52%	26	55	54
		Community support for the arts	Similar	61%	17	42	61
		Availability of affordable quality childcare/preschool	Higher	50%	8	52	86
		K-12 education	Similar	72%	20	51	62
		Adult educational opportunities	Similar	45%	17	50	68
		Opportunities to attend special events and festivals	Similar	59%	31	51	41
	Please rate the quality of each of the following services in Tualatin.	Public library services	Similar	91%	10	50	82
	Please rate how important, if at all, you think it is for the Tualatin community to focus on each of the following in the coming two years.	Overall opportunities for education, culture, and the arts	Similar	69%	26	48	47
	Inclusivity and Engagement	Please rate each of the following aspects of quality of life in Tualatin.	Tualatin as a place to raise children	Similar	92%	18	58
Tualatin as a place to retire		Similar	62%	31	58	48	
Sense of community		Similar	60%	31	54	44	

Inclusivity and Engagement	Please rate each of the following characteristics as they relate to Tualatin as a whole.	Residents' connection and engagement with their community	Similar	52%	25	43	44
	Please rate the job you feel the Tualatin community does at each of the following.	Making all residents feel welcome	Similar	77%	9	45	82
		Attracting people from diverse backgrounds	Higher	60%	7	45	86
		Valuing/respecting residents from diverse backgrounds	Higher	70%	5	44	90
Please also rate each of the following in the Tualatin community.	Taking care of vulnerable residents	Higher	57%	7	43	86	
	Sense of civic/community pride	Similar	58%	21	42	52	
	Neighborliness of residents	Similar	62%	21	49	59	
	Opportunities to participate in social events and activities	Similar	59%	33	55	41	
	Opportunities to volunteer	Similar	63%	25	51	52	
	Opportunities to participate in community matters	Similar	64%	16	53	71	
Please rate how important, if at all, you think it is for the Tualatin community to focus on each of the following in the coming two years.	Openness and acceptance of the community toward people of diverse backgrounds	Higher	71%	3	55	96	
	Residents' connection and engagement with their community	Similar	69%	24	48	52	
Participation	Please indicate whether or not you have done each of the following in the last 12 months.	Contacted the City of Tualatin for help or information	Lower	31%	51	54	7
	Contacted Tualatin elected officials to express your opinion	Similar	11%	44	50	14	
	Attended a local public meeting	Similar	17%	42	52	21	
	Watched a local public meeting	Lower	11%	47	48	4	

Participation Please indicate whether or not you have done each of the following in the last 12 months.

	Volunteered your time to some group/activity	Similar	26%	37	51	29
	Campaigned or advocated for a local issue, cause, or candidate	Lower	7%	44	48	10
	Voted in your most recent local election	Similar	77%	33	44	27
In general, how many times do you:	Access the internet from your home	Similar	94%	24	40	42
	Access the internet from your cell phone	Similar	94%	19	42	57
	Visit social media sites	Similar	75%	27	42	38
	Use or check email	Similar	97%	27	42	38
	Share your opinions online	Similar	28%	15	42	66
	Shop online	Similar	59%	21	42	52

Full Trends

This table contains the trends over time for the City of Tualatin. The combined "percent positive" responses for each survey year are presented (e.g., excellent/good or yes). If an item was not included during an administration of the survey, no percentage will be shown in the table. If the difference between the 2020 and 2023 surveys is greater than 6 percentage points, the change is statistically significant.

It is important to note that in 2020, The NCS survey was updated to include new and refreshed items. Consequently, some of the trends may be impacted due to wording modifications that could have potentially altered the meaning of the item for the respondent.

			2010	2013	2016	2020	2023
Quality of Life	Please rate each of the following aspects of quality of life in Tualatin.	Tualatin as a place to live	91%	88%	94%	92%	91%
		The overall quality of life	84%	83%	90%	88%	89%
	Please indicate how likely or unlikely you are to do each of the following.	Recommend living in Tualatin to someone who asks	95%	90%	91%	92%	89%
		Remain in Tualatin for the next five years	87%	83%	83%	82%	79%
	Please rate each of the following in the Tualatin community.	Overall image or reputation	79%	80%	83%	81%	80%
Health and wellness	Please rate each of the following characteristics as they relate to Tualatin as a whole.	Overall health and wellness opportunities			81%	81%	75%
	Please also rate each of the following in the Tualatin community.	Availability of affordable quality food	63%	67%	70%	70%	51%
		Availability of affordable quality health care	64%	69%	77%	80%	63%
		Availability of preventive health services	61%	68%	73%	80%	68%
		Availability of affordable quality mental health care			52%	56%	47%
	Please rate the quality of each of the following services in Tualatin.	Health services	71%	84%	84%	84%	78%
Please rate how important, if at all, you think it is for the Tualatin community to focus on each of the following in the coming two years.	Overall health and wellness opportunities			61%	76%	71%	
	Please rate your overall health.			73%	69%	67%	
Utilities	Please rate each of the following characteristics as they relate to Tualatin as a whole.	Overall quality of the utility infrastructure				85%	85%

Utilities	Please rate the quality of each of the following services in Tualatin.	Affordable high-speed internet access						62%	65%		
		Garbage collection	84%	92%	88%	89%	90%				
		Drinking water	84%	83%	86%	88%	93%				
		Sewer services	88%	86%	87%	91%	93%				
		Storm water management	74%	79%	81%	87%	90%				
		Power (electric and/or gas) utility	84%	85%	87%	89%	87%				
		Utility billing						82%	81%	78%	
		Please rate how important, if at all, you think it is for the Tualatin community to focus on each of the following in the coming two years.	Overall quality of the utility infrastructure							83%	84%
		Economy	Please rate each of the following aspects of quality of life in Tualatin.	Tualatin as a place to work	58%	66%	76%	79%	75%		
Tualatin as a place to visit								55%	55%	55%	
	Please rate each of the following characteristics as they relate to Tualatin as a whole.	Overall economic health						78%	83%	77%	
	Please rate each of the following in the Tualatin community.	Overall quality of business and service establishments	68%	67%	75%	83%	72%				
		Variety of business and service establishments						63%	49%		
		Vibrancy of downtown/commercial area						50%	44%	36%	
		Employment opportunities	27%	40%	56%	60%	54%				
		Shopping opportunities	65%	62%	74%	65%	60%				
		Cost of living						38%	40%	36%	

Economy	Please rate the quality of each of the following services in Tualatin.	Economic development	50%	54%	69%	71%	61%
	Please rate how important, if at all, you think it is for the Tualatin community to focus on each of the following in the coming two years.	Overall economic health			89%	91%	85%
		What impact, if any, do you think the economy will have on your family income in the next 6 months? Do you think the impact will be:	16%	21%	32%	18%	21%
Participation	Please indicate whether or not you have done each of the following in the last 12 months.	Contacted the City of Tualatin for help or information	55%	47%	32%	36%	31%
		Contacted Tualatin elected officials to express your opinion			10%	12%	11%
		Attended a local public meeting	17%	19%	12%	16%	17%
		Watched a local public meeting	27%	24%	8%	11%	11%
		Volunteered your time to some group/activity	33%	34%	29%	26%	26%
		Campaigned or advocated for a local issue, cause, or candidate			15%	10%	7%
		Voted in your most recent local election	85%	84%		76%	77%
In general, how many times do you:		Access the internet from your home				94%	94%
		Access the internet from your cell phone				93%	94%
		Visit social media sites				76%	75%
		Use or check email				96%	97%
		Share your opinions online				30%	28%
		Shop online				51%	59%
Education, Arts and Culture	Please rate each of the following characteristics as they relate to Tualatin as a whole.	Overall opportunities for education, culture, and the arts			72%	61%	65%

Education, Arts and Culture	Please also rate each of the following in the Tualatin community.	Opportunities to attend cultural/arts/music activities	41%	48%	64%	54%	52%
		Community support for the arts				62%	61%
		Availability of affordable quality childcare/preschool	43%	50%	60%	62%	50%
		K-12 education	79%	85%	87%	82%	72%
		Adult educational opportunities			57%	56%	45%
		Opportunities to attend special events and festivals			76%	66%	59%
		Please rate the quality of each of the following services in Tualatin.	Public library services	91%	93%	92%	95%
Community Design	Please rate each of the following aspects of quality of life in Tualatin.	Overall opportunities for education, culture, and the arts			72%	69%	69%
		Your neighborhood as a place to live	83%	82%	89%	86%	90%
Community Design	Please rate each of the following characteristics as they relate to Tualatin as a whole.	Overall design or layout of residential and commercial areas			61%	61%	58%
		Please also rate each of the following in the Tualatin community.	Well-planned residential growth			61%	49%
	Well-planned commercial growth			52%	45%		
	Well-designed neighborhoods			69%	66%		
	Preservation of the historical or cultural character of the community			75%	69%		
	Public places where people want to spend time			77%	63%	68%	
	Variety of housing options	69%	62%	57%	53%	50%	
	Availability of affordable quality housing	50%	45%	31%	31%	25%	

Community Design	Please also rate each of the following in the Tualatin community.	Overall quality of new development	68%	69%	70%	58%	47%
		Overall appearance	81%	79%	89%	81%	77%
	Please rate the quality of each of the following services in Tualatin.	Land use, planning and zoning	48%	56%	54%	56%	47%
		Code enforcement	57%	58%	58%	59%	59%
	Please rate how important, if at all, you think it is for the Tualatin community to focus on each of the following in the coming two years.	Overall design or layout of residential and commercial areas			75%	75%	77%
Parks and Recreation	Please rate each of the following characteristics as they relate to Tualatin as a whole.	Overall quality of parks and recreation opportunities				89%	83%
	Please also rate each of the following in the Tualatin community.	Availability of paths and walking trails	66%	64%	83%	82%	83%
		Fitness opportunities			83%	82%	80%
		Recreational opportunities	53%	62%	76%	72%	71%
	Please rate the quality of each of the following services in Tualatin.	City parks	95%	94%	92%	88%	86%
		Recreation programs or classes	71%	84%	76%	73%	72%
		Recreation centers or facilities	72%	73%	74%	67%	73%
	Please rate how important, if at all, you think it is for the Tualatin community to focus on each of the following in the coming two years.	Overall quality of parks and recreation opportunities				83%	82%
Governance	Please rate the quality of each of the following services in Tualatin.	Public information services	73%	83%	74%	78%	76%
		Overall customer service by Tualatin employees	85%	78%	86%	87%	85%
	Please rate the following categories of Tualatin government performance.	The value of services for the taxes paid to Tualatin	58%	62%	61%	65%	67%
		The overall direction that Tualatin is taking	71%	70%	69%	71%	72%

Governance	Please rate the following categories of Tualatin government performance.	The job Tualatin government does at welcoming resident involvement	62%	69%	61%	69%	63%	
		Overall confidence in Tualatin government			69%	66%	65%	
		Generally acting in the best interest of the community			69%	72%	72%	
		Being honest			67%	77%	78%	
		Being open and transparent to the public			71%	72%		
		Informing residents about issues facing the community			69%	64%		
		Treating all residents fairly			71%	77%	81%	
		Treating residents with respect			82%	85%		
		Overall, how would you rate the quality of the services provided by each of the following?	The City of Tualatin	85%	83%	89%	84%	82%
The Federal Government	36%		38%		37%	41%		
Natural environment	Please rate each of the following characteristics as they relate to Tualatin as a whole.	Overall quality of natural environment	81%	87%	87%	91%	83%	
		Please also rate each of the following in the Tualatin community.	Cleanliness	88%	84%	88%	85%	86%
			Water resources				69%	76%
			Air quality	84%	80%	89%	86%	90%
Please rate the quality of each of the following services in Tualatin.	Preservation of natural areas	69%	74%	76%	78%	73%		
	Tualatin open space			72%	75%	72%		
	Recycling	84%	91%	89%	79%	84%		























Natural environment	Please rate the quality of each of the following services in Tualatin.	Yard waste pick-up	84%	92%	90%	87%	84%
	Please rate how important, if at all, you think it is for the Tualatin community to focus on each of the following in the coming two years.	Overall quality of natural environment			82%	87%	87%
Inclusivity and Engagement	Please rate each of the following aspects of quality of life in Tualatin.	Tualatin as a place to raise children	85%	88%	93%	90%	92%
		Tualatin as a place to retire	60%	59%	68%	71%	62%
		Sense of community	64%	66%	63%	68%	60%
	Please rate each of the following characteristics as they relate to Tualatin as a whole.	Residents' connection and engagement with their community				62%	52%
	Please rate the job you feel the Tualatin community does at each of the following.	Making all residents feel welcome				78%	77%
		Attracting people from diverse backgrounds				58%	60%
		Valuing/respecting residents from diverse backgrounds				70%	70%
Taking care of vulnerable residents					69%	57%	
Please also rate each of the following in the Tualatin community.	Sense of civic/community pride				63%	58%	
	Neighborliness of residents				66%	66%	62%
	Opportunities to participate in social events and activities	54%	65%	68%	63%	59%	
	Opportunities to volunteer	67%	73%	76%	70%	63%	
	Opportunities to participate in community matters	64%	74%	66%	70%	64%	
	Openness and acceptance of the community toward people of diverse backgrounds	63%	69%	62%	62%	71%	
Please rate how important, if at all, you think it is for the Tualatin community to focus on each of the following in the coming two years.	Residents' connection and engagement with their community				74%	64%	69%

























Mobility	Please rate each of the following characteristics as they relate to Tualatin as a whole.	Overall quality of the transportation system						60%	58%	
	Please also rate each of the following in the Tualatin community.	Traffic flow on major streets	23%	29%	16%	30%	27%			
		Ease of public parking						60%	63%	76%
		Ease of travel by car	41%	50%	40%	56%	62%			
		Ease of travel by public transportation	51%	47%	46%	43%	44%			
		Ease of travel by bicycle	52%	51%	67%	61%	58%			
		Ease of walking	69%	67%	76%	80%	73%			
	Please indicate whether or not you have done each of the following in the last 12 months.	Used public transportation instead of driving						27%	24%	31%
		Carpooled with other adults or children instead of driving alone						48%	44%	55%
		Walked or biked instead of driving						65%	63%	77%
	Please rate the quality of each of the following services in Tualatin.	Traffic enforcement	62%	66%	64%	69%	72%			
		Traffic signal timing	50%	53%	44%	47%	55%			
		Street repair	61%	58%	69%	66%	68%			
		Street cleaning	81%	87%	85%	84%	87%			
		Street lighting	74%	75%	83%	78%	80%			
		Snow removal	31%	60%	66%	68%	57%			
		Sidewalk maintenance	59%	70%	66%	69%	79%			

Mobility	Please rate the quality of each of the following services in Tualatin.	Bus or transit services	64%	49%	68%	61%	57%
	Please rate how important, if at all, you think it is for the Tualatin community to focus on each of the following in the coming two years.	Overall quality of the transportation system				85%	80%
Safety	Please rate each of the following characteristics as they relate to Tualatin as a whole.	Overall feeling of safety			91%	86%	87%
	Please rate how safe or unsafe you feel:	In your neighborhood during the day	96%	96%	97%	97%	94%
		In Tualatin's downtown/commercial area during the day	94%	94%	93%	95%	92%
		From property crime	70%	74%		83%	80%
		From violent crime	89%	87%		90%	91%
		From fire, flood, or other natural disaster				84%	86%
		Please rate the quality of each of the following services in Tualatin.	Police/Sheriff services	87%	83%	87%	87%
	Crime prevention	73%	69%	81%	83%	82%	
Animal control	63%	72%	77%	83%	74%		
Ambulance or emergency medical services	94%	92%	91%	94%	87%		
Fire services	95%	93%	95%	94%	90%		
Fire prevention and education	79%	80%	84%	82%	75%		
Emergency preparedness	44%	49%	56%	71%	73%		
Please rate how important, if at all, you think it is for the Tualatin community to focus on each of the following in the coming two years.	Overall feeling of safety			90%	89%	90%	

























Complete Set of Frequencies

























This dashboard contains a complete set of responses to each question on the survey. By default, "don't know" responses are excluded, but may be added to the table using the response filter to the right. In some tables, the percentages may not sum to 100%; this is either because the question permitted the respondent to "choose all that apply", or for a question that asked the respondent to select one answer, it is due to the customary practice of rounding values to the nearest whole number.

























Please rate each of the following aspects of quality of life in Tualatin.	Tualatin as a place to live	Excellent		37% N=133
		Good		53% N=192
		Fair		9% N=32
		Poor		0% N=2
Your neighborhood as a place to live	Excellent		43% N=154	
	Good		47% N=168	
	Fair		10% N=34	
	Poor		0% N=2	
Tualatin as a place to raise children	Excellent		42% N=125	
	Good		49% N=146	
	Fair		6% N=18	
	Poor		2% N=7	
Tualatin as a place to work	Excellent		29% N=71	
	Good		46% N=114	
	Fair		19% N=46	
	Poor		6% N=15	
Tualatin as a place to visit	Excellent		17% N=56	
	Good		38% N=127	
	Fair		33% N=112	
	Poor		12% N=40	
Tualatin as a place to retire	Excellent		29% N=76	
	Good		33% N=86	

























Please rate each of the following aspects of quality of life in Tualatin.	Tualatin as a place to retire	Fair		28% N=74
		Poor		10% N=26
	The overall quality of life	Excellent		28% N=99
		Good		61% N=215
		Fair		9% N=33
		Poor		1% N=5
	Sense of community	Excellent		16% N=56
		Good		44% N=149
		Fair		29% N=97
		Poor		11% N=39
Please rate each of the following characteristics as they relate to Tualatin as a whole.	Overall economic health	Excellent		17% N=49
		Good		61% N=177
		Fair		20% N=57
		Poor		3% N=8
	Overall quality of the transportation system	Excellent		14% N=48
		Good		44% N=145
		Fair		32% N=106
		Poor		10% N=32
	Overall design or layout of residential and commercial areas	Excellent		9% N=34
		Good		49% N=174
		Fair		31% N=111
		Poor		11% N=38
	Overall quality of the utility infrastructure	Excellent		28% N=97
		Good		57% N=194

























Please rate each of the following characteristics as they relate to Tualatin as a whole.

Overall quality of the utility infrastructure	Fair		14% N=49
	Poor		1% N=2
Overall feeling of safety	Excellent		31% N=110
	Good		56% N=200
	Fair		10% N=37
	Poor		3% N=11
Overall quality of natural environment	Excellent		44% N=154
	Good		39% N=136
	Fair		15% N=52
	Poor		2% N=6
Overall quality of parks and recreation opportunities	Excellent		53% N=185
	Good		30% N=105
	Fair		14% N=49
	Poor		3% N=9
Overall health and wellness opportunities	Excellent		25% N=76
	Good		51% N=155
	Fair		19% N=58
	Poor		6% N=17
Overall opportunities for education, culture, and the arts	Excellent		14% N=43
	Good		51% N=152
	Fair		26% N=77
	Poor		9% N=28
Residents' connection and engagement with their community	Excellent		10% N=29
	Good		43% N=131

























Please rate each of the following characteristics as they relate to Tualatin as a whole.	Residents' connection and engagement with their community	Fair		35% N=108
		Poor		13% N=39
Please indicate how likely or unlikely you are to do each of the following.	Recommend living in Tualatin to someone who asks	Very likely		51% N=182
		Somewhat likely		38% N=136
		Somewhat unlikely		6% N=22
		Very unlikely		4% N=16
Remain in Tualatin for the next five years		Very likely		61% N=210
		Somewhat likely		19% N=64
		Somewhat unlikely		9% N=31
		Very unlikely		12% N=40
Please rate how safe or unsafe you feel:	In your neighborhood during the day	Very safe		78% N=280
		Somewhat safe		16% N=56
		Neither safe nor unsafe		2% N=8
		Somewhat unsafe		4% N=14
		Very unsafe		0% N=1
In Tualatin's downtown/commercial area during the day		Very safe		63% N=222
		Somewhat safe		29% N=101
		Neither safe nor unsafe		5% N=19
		Somewhat unsafe		2% N=6
		Very unsafe		0% N=1
From property crime		Very safe		31% N=110
		Somewhat safe		49% N=171
		Neither safe nor unsafe		7% N=24
		Somewhat unsafe		10% N=36

Please rate how safe or unsafe you feel:	From property crime	Very unsafe		2% N=9
	From violent crime	Very safe		58% N=202
		Somewhat safe		34% N=117
		Neither safe nor unsafe		4% N=12
		Somewhat unsafe		2% N=9
		Very unsafe		3% N=9
From fire, flood, or other natural disaster	Very safe		43% N=150	
	Somewhat safe		43% N=149	
	Neither safe nor unsafe		11% N=38	
	Somewhat unsafe		2% N=7	
	Very unsafe		1% N=4	
Please rate the job you feel the Tualatin community does at each of the following.	Making all residents feel welcome	Excellent		26% N=81
		Good		51% N=161
		Fair		22% N=68
		Poor		1% N=4
	Attracting people from diverse backgrounds	Excellent		28% N=78
		Good		32% N=87
		Fair		27% N=73
		Poor		13% N=36
	Valuing/respecting residents from diverse backgrounds	Excellent		29% N=81
		Good		41% N=114
		Fair		24% N=68
		Poor		6% N=17
Taking care of vulnerable residents	Excellent		20% N=42	























Please rate the job you feel the Tualatin community does at each of the following.	Taking care of vulnerable residents	Good		37% N=79
		Fair		39% N=82
		Poor		5% N=10
Please rate each of the following in the Tualatin community.	Overall quality of business and service establishments	Excellent		19% N=69
		Good		53% N=189
		Fair		22% N=79
		Poor		6% N=20
Variety of business and service establishments	Excellent		18% N=63	
	Good		32% N=113	
	Fair		40% N=142	
	Poor		11% N=40	
Vibrancy of downtown/commercial area	Excellent		9% N=32	
	Good		26% N=90	
	Fair		46% N=158	
	Poor		18% N=63	
Employment opportunities	Excellent		18% N=40	
	Good		36% N=81	
	Fair		34% N=76	
	Poor		12% N=26	
Shopping opportunities	Excellent		21% N=76	
	Good		38% N=135	
	Fair		31% N=109	
	Poor		10% N=36	
Cost of living	Excellent		3% N=9	

Please rate each of the following in the Tualatin community.	Cost of living	Good		33% N=118
		Fair		46% N=165
		Poor		18% N=63
	Overall image or reputation	Excellent		24% N=82
		Good		56% N=187
		Fair		18% N=59
		Poor		3% N=9
Please also rate each of the following in the Tualatin community.	Traffic flow on major streets	Excellent		5% N=17
		Good		22% N=79
		Fair		39% N=138
		Poor		34% N=119
	Ease of public parking	Excellent		26% N=90
		Good		50% N=172
		Fair		18% N=61
		Poor		6% N=20
	Ease of travel by car	Excellent		22% N=76
		Good		40% N=139
		Fair		30% N=104
		Poor		8% N=28
	Ease of travel by public transportation	Excellent		15% N=27
		Good		29% N=53
		Fair		27% N=49
		Poor		30% N=54
	Ease of travel by bicycle	Excellent		21% N=50

























Please also rate each of the following in the Tualatin community.

Ease of travel by bicycle	Good		37% N=88
	Fair		27% N=64
	Poor		14% N=34
Ease of walking	Excellent		30% N=104
	Good		43% N=152
	Fair		22% N=77
	Poor		5% N=18
Well-planned residential growth	Excellent		17% N=41
	Good		31% N=76
	Fair		30% N=72
	Poor		21% N=52
Well-planned commercial growth	Excellent		13% N=31
	Good		32% N=77
	Fair		38% N=91
	Poor		18% N=44
Well-designed neighborhoods	Excellent		13% N=41
	Good		52% N=161
	Fair		23% N=71
	Poor		11% N=34
Preservation of the historical or cultural character of the community	Excellent		25% N=62
	Good		44% N=109
	Fair		28% N=70
	Poor		3% N=9
Public places where people want to spend time	Excellent		23% N=80

Please also rate each of the following in the Tualatin community.

Public places where people want to spend time	Good		45% N=153
	Fair		23% N=79
	Poor		9% N=31
Variety of housing options	Excellent		21% N=64
	Good		29% N=88
	Fair		34% N=106
	Poor		16% N=50
Availability of affordable quality housing	Excellent		11% N=28
	Good		14% N=36
	Fair		29% N=75
	Poor		46% N=119
Overall quality of new development	Excellent		12% N=32
	Good		36% N=98
	Fair		33% N=89
	Poor		20% N=54
Overall appearance	Excellent		28% N=99
	Good		50% N=177
	Fair		21% N=76
	Poor		1% N=5
Cleanliness	Excellent		33% N=117
	Good		54% N=192
	Fair		13% N=46
	Poor		1% N=2
Water resources	Excellent		33% N=111

























Please also rate each of the following in the Tualatin community.

























Water resources	Good		43% N=147
	Fair		17% N=58
	Poor		7% N=23
Air quality	Excellent		32% N=113
	Good		58% N=202
	Fair		10% N=33
Availability of paths and walking trails	Excellent		44% N=154
	Good		38% N=134
	Fair		14% N=49
	Poor		3% N=11
Fitness opportunities	Excellent		38% N=126
	Good		42% N=141
	Fair		14% N=46
	Poor		6% N=21
Recreational opportunities	Excellent		29% N=98
	Good		42% N=143
	Fair		23% N=79
	Poor		6% N=20
Availability of affordable quality food	Excellent		16% N=54
	Good		35% N=122
	Fair		40% N=138
	Poor		10% N=34
Availability of affordable quality health care	Excellent		23% N=68
	Good		40% N=117

























Please also rate each of the following in the Tualatin community.

Availability of affordable quality health care	Fair		28% N=84
	Poor		9% N=26
Availability of preventive health services	Excellent		25% N=64
	Good		43% N=112
	Fair		22% N=56
	Poor		11% N=27
Availability of affordable quality mental health care	Excellent		17% N=29
	Good		29% N=48
	Fair		27% N=45
	Poor		27% N=44
Opportunities to attend cultural/arts/music activities	Excellent		13% N=40
	Good		39% N=118
	Fair		35% N=107
	Poor		12% N=38
Community support for the arts	Excellent		15% N=42
	Good		46% N=123
	Fair		31% N=83
	Poor		8% N=23
Availability of affordable quality childcare/preschool	Excellent		18% N=25
	Good		31% N=42
	Fair		28% N=39
	Poor		22% N=31
K-12 education	Excellent		29% N=61
	Good		43% N=88























Please also rate each of K-12 education the following in the Tualatin community.

	Fair		16% N=33
	Poor		12% N=26
Adult educational opportunities	Excellent		15% N=25
	Good		30% N=49
	Fair		41% N=69
	Poor		14% N=23
Sense of civic/community pride	Excellent		13% N=39
	Good		45% N=128
	Fair		32% N=92
	Poor		10% N=28
Neighborliness of residents	Excellent		19% N=65
	Good		43% N=148
	Fair		31% N=105
	Poor		7% N=24
Opportunities to participate in social events and activities	Excellent		15% N=45
	Good		44% N=131
	Fair		30% N=87
	Poor		11% N=32
Opportunities to attend special events and festivals	Excellent		18% N=55
	Good		42% N=130
	Fair		33% N=103
	Poor		7% N=23
Opportunities to volunteer	Excellent		24% N=55
	Good		39% N=92

























Please also rate each of the following in the Tualatin community.	Opportunities to volunteer	Fair		31% N=73
		Poor		6% N=13
	Opportunities to participate in community matters	Excellent		20% N=49
		Good		44% N=107
		Fair		28% N=68
		Poor		7% N=18
	Openness and acceptance of the community toward people of diverse backgrounds	Excellent		19% N=51
		Good		52% N=138
		Fair		26% N=68
		Poor		3% N=9
Please indicate whether or not you have done each of the following in the last 12 months.	Contacted the City of Tualatin for help or information	No		69% N=246
		Yes		31% N=112
	Contacted Tualatin elected officials to express your opinion	No		89% N=317
		Yes		11% N=39
	Attended a local public meeting	No		83% N=299
		Yes		17% N=60
	Watched a local public meeting	No		89% N=321
		Yes		11% N=38
	Volunteered your time to some group/activity	No		74% N=266
		Yes		26% N=92
	Campaigned or advocated for a local issue, cause, or candidate	No		93% N=331
		Yes		7% N=26
	Voted in your most recent local election	No		23% N=82
		Yes		77% N=272

Please indicate whether or not you have done each of the following in the last 12 months.	Used public transportation instead of driving	No		69% N=246
		Yes		31% N=112
	Carpooled with other adults or children instead of driving alone	No		45% N=161
		Yes		55% N=198
	Walked or biked instead of driving	No		23% N=81
		Yes		77% N=278
Please rate the quality of each of the following services in Tualatin.	Public information services	Excellent		22% N=58
		Good		54% N=144
		Fair		21% N=56
		Poor		3% N=7
	Economic development	Excellent		13% N=31
		Good		48% N=112
		Fair		33% N=77
		Poor		6% N=15
	Traffic enforcement	Excellent		15% N=48
		Good		56% N=175
		Fair		18% N=56
		Poor		11% N=33
Traffic signal timing	Excellent		12% N=42	
	Good		43% N=150	
	Fair		29% N=104	
	Poor		16% N=56	
Street repair	Excellent		14% N=48	
	Good		54% N=190	

























Please rate the quality of each of the following services in Tualatin.

Street repair	Fair		25% N=89
	Poor		7% N=25
Street cleaning	Excellent		37% N=127
	Good		51% N=175
	Fair		12% N=42
	Poor		0% N=2
Street lighting	Excellent		27% N=96
	Good		53% N=189
	Fair		19% N=67
	Poor		1% N=3
Snow removal	Excellent		16% N=43
	Good		40% N=104
	Fair		34% N=87
	Poor		10% N=26
Sidewalk maintenance	Excellent		21% N=74
	Good		57% N=196
	Fair		16% N=56
	Poor		5% N=18
Bus or transit services	Excellent		16% N=33
	Good		41% N=87
	Fair		32% N=67
	Poor		11% N=23
Land use, planning and zoning	Excellent		9% N=20
	Good		38% N=86

























Please rate the quality of each of the following services in Tualatin.

Land use, planning and zoning	Fair		31% N=70
	Poor		22% N=49
Code enforcement	Excellent		13% N=27
	Good		46% N=100
	Fair		24% N=53
	Poor		17% N=37
Affordable high-speed internet access	Excellent		19% N=61
	Good		46% N=148
	Fair		21% N=68
	Poor		13% N=42
Garbage collection	Excellent		45% N=153
	Good		45% N=152
	Fair		9% N=32
	Poor		1% N=2
Drinking water	Excellent		48% N=170
	Good		45% N=158
	Fair		7% N=24
	Poor		1% N=2
Sewer services	Excellent		41% N=134
	Good		52% N=169
	Fair		7% N=24
Storm water management	Excellent		35% N=109
	Good		55% N=170
	Fair		9% N=29

























Please rate the quality of each of the following services in Tualatin.

























Storm water management	Poor		1% N=2
Power (electric and/or gas) utility	Excellent		37% N=131
	Good		50% N=172
	Fair		13% N=44
	Poor		0% N=1
Utility billing	Excellent		29% N=96
	Good		50% N=164
	Fair		18% N=59
	Poor		4% N=12
Police/Sheriff services	Excellent		33% N=101
	Good		51% N=156
	Fair		12% N=37
	Poor		4% N=12
Crime prevention	Excellent		20% N=56
	Good		62% N=172
	Fair		14% N=38
	Poor		5% N=13
Animal control	Excellent		22% N=47
	Good		52% N=110
	Fair		23% N=48
	Poor		3% N=7
Ambulance or emergency medical services	Excellent		34% N=67
	Good		53% N=104
	Fair		13% N=25

























Please rate the quality of each of the following services in Tualatin.

























Ambulance or emergency medical services	Poor		0% N=1
Fire services	Excellent		47% N=108
	Good		43% N=99
	Fair		7% N=17
	Poor		2% N=5
Fire prevention and education	Excellent		32% N=68
	Good		43% N=91
	Fair		18% N=38
	Poor		7% N=15
Emergency preparedness	Excellent		21% N=49
	Good		52% N=123
	Fair		19% N=44
	Poor		8% N=20
Preservation of natural areas	Excellent		27% N=84
	Good		46% N=142
	Fair		16% N=48
	Poor		11% N=34
Tualatin open space	Excellent		23% N=73
	Good		49% N=157
	Fair		22% N=69
	Poor		6% N=20
Recycling	Excellent		31% N=103
	Good		54% N=182
	Fair		11% N=37

























Please rate the quality of each of the following services in Tualatin.

Recycling	Poor		5% N=16	
	Yard waste pick-up	Excellent		36% N=91
		Good		48% N=122
		Fair		12% N=30
		Poor		4% N=10
City parks	Excellent		36% N=126	
	Good		50% N=177	
	Fair		10% N=34	
	Poor		4% N=14	
Recreation programs or classes	Excellent		25% N=53	
	Good		47% N=100	
	Fair		18% N=38	
	Poor		10% N=22	
Recreation centers or facilities	Excellent		22% N=53	
	Good		51% N=121	
	Fair		13% N=32	
	Poor		13% N=32	
Health services	Excellent		24% N=62	
	Good		53% N=137	
	Fair		20% N=51	
	Poor		3% N=7	
Public library services	Excellent		54% N=165	
	Good		37% N=114	
	Fair		6% N=19	

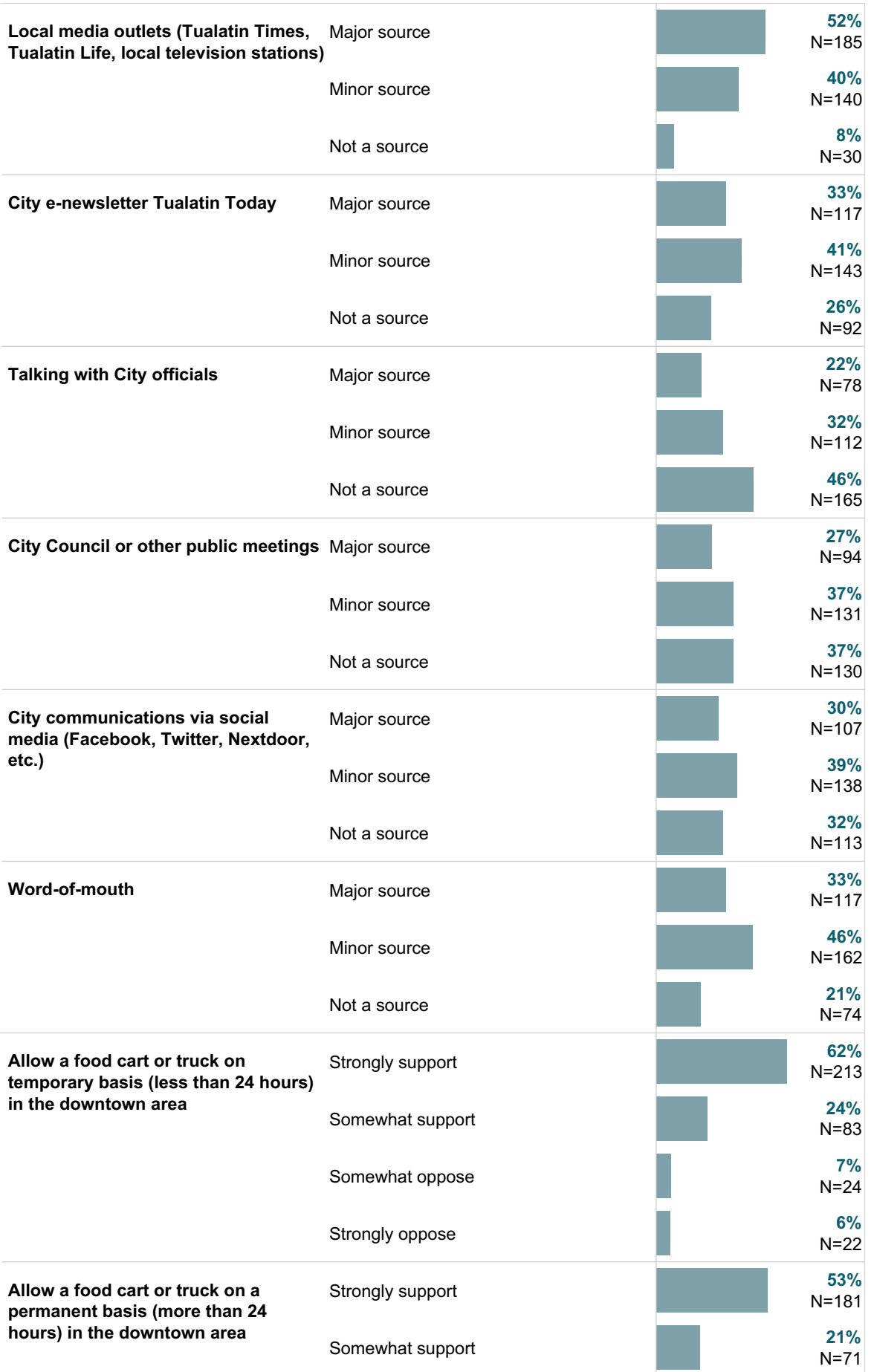
Please rate the quality of each of the following services in Tualatin.	Public library services	Poor		2% N=7
	Overall customer service by Tualatin employees	Excellent		34% N=94
		Good		51% N=143
		Fair		13% N=36
		Poor		2% N=5
Please rate the following categories of Tualatin government performance.	The value of services for the taxes paid to Tualatin	Excellent		16% N=45
		Good		51% N=147
		Fair		26% N=74
		Poor		7% N=20
The overall direction that Tualatin is taking	Excellent		17% N=52	
	Good		55% N=168	
	Fair		22% N=66	
	Poor		6% N=20	
The job Tualatin government does at welcoming resident involvement	Excellent		20% N=51	
	Good		43% N=110	
	Fair		26% N=67	
	Poor		11% N=27	
Overall confidence in Tualatin government	Excellent		13% N=40	
	Good		52% N=159	
	Fair		30% N=92	
	Poor		5% N=16	
Generally acting in the best interest of the community	Excellent		15% N=44	
	Good		57% N=166	
	Fair		20% N=58	

Please rate the following categories of Tualatin government performance.	Generally acting in the best interest of the community	Poor		9% N=26
	Being honest	Excellent		15% N=33
		Good		63% N=140
		Fair		19% N=42
		Poor		3% N=8
		Being open and transparent to the public	Excellent	
	Good			58% N=138
	Fair			18% N=42
	Poor			11% N=25
	Informing residents about issues facing the community	Excellent		13% N=36
		Good		50% N=139
		Fair		26% N=71
		Poor		11% N=29
	Treating all residents fairly	Excellent		22% N=49
		Good		59% N=130
		Fair		17% N=37
		Poor		2% N=5
	Treating residents with respect	Excellent		25% N=60
		Good		60% N=147
		Fair		12% N=30
		Poor		3% N=6
Overall, how would you rate the quality of the services provided by each of the following?	The City of Tualatin	Excellent		21% N=67
		Good		61% N=196
		Fair		17% N=56

























Overall, how would you rate the quality of the services provided by each of the following?	The City of Tualatin	Poor		1% N=4
	The Federal Government	Excellent		6% N=18
		Good		35% N=107
		Fair		32% N=98
		Poor		27% N=83
Please rate how important, if at all, you think it is for the Tualatin community to focus on each of the following in the coming two years.	Overall economic health	Essential		39% N=136
		Very important		46% N=162
		Somewhat important		14% N=48
		Not at all important		1% N=3
	Overall quality of the transportation system	Essential		33% N=118
		Very important		47% N=165
		Somewhat important		15% N=54
		Not at all important		5% N=18
	Overall design or layout of residential and commercial areas	Essential		33% N=117
		Very important		44% N=158
		Somewhat important		20% N=71
		Not at all important		3% N=10
	Overall quality of the utility infrastructure	Essential		42% N=148
Very important			42% N=149	
Somewhat important			15% N=51	
Not at all important			1% N=4	
Overall feeling of safety	Essential		50% N=175	
	Very important		40% N=142	
	Somewhat important		8% N=28	







Please rate how important, if at all, you think it is for the Tualatin community to focus on each of the following in the coming two years.	Overall feeling of safety	Not at all important		2% N=6
	Overall quality of natural environment	Essential		40% N=138
		Very important		48% N=166
		Somewhat important		11% N=37
		Not at all important		2% N=7
Overall quality of parks and recreation opportunities	Essential		33% N=118	
	Very important		49% N=173	
	Somewhat important		18% N=62	
	Not at all important		0% N=	
Overall health and wellness opportunities	Essential		30% N=104	
	Very important		42% N=147	
	Somewhat important		28% N=97	
	Not at all important		1% N=4	
Overall opportunities for education, culture, and the arts	Essential		26% N=90	
	Very important		43% N=148	
	Somewhat important		30% N=105	
	Not at all important		1% N=5	
Residents' connection and engagement with their community	Essential		22% N=77	
	Very important		47% N=165	
	Somewhat important		30% N=107	
	Not at all important		1% N=3	
Please indicate how much of a source, if at all, you consider each of the following to be for obtaining information about the City of Tualatin government and its activities, events, and services.	City website (www.tualatinoregon.gov)	Major source		65% N=230
		Minor source		29% N=102
		Not a source		7% N=24






Please indicate how much of a source, if at all, you consider each of the following to be for obtaining information about the City of Tualatin government and its activities, events, and services.











Please indicate the extent to which you would support or oppose the following changes to Tualatin's code regarding the operation of mobile food units (e.g., food carts or trucks)?	Allow a food cart or truck on a permanent basis (more than 24 hours) in the downtown area	Somewhat oppose		17% N=57
		Strongly oppose		10% N=33
	Allow a food cart "pod" (a group of multiple food carts or trucks) in the downtown area	Strongly support		66% N=228
		Somewhat support		17% N=60
		Somewhat oppose		9% N=31
		Strongly oppose		8% N=26
	Allow a food cart "pod" (a group of multiple food carts or trucks) in the commercial/industrial areas outside of downtown	Strongly support		66% N=221
		Somewhat support		24% N=81
		Somewhat oppose		5% N=17
		Strongly oppose		5% N=18
In general, how many times do you:	Access the internet from your home	Several times a day		85% N=299
		Once a day		4% N=16
		A few times a week		5% N=18
		Every few weeks		2% N=8
		Less often or never		3% N=11
	Access the internet from your cell phone	Several times a day		90% N=316
		Once a day		3% N=12
		A few times a week		1% N=4
		Every few weeks		3% N=10
		Less often or never		3% N=10
Visit social media sites	Several times a day		50% N=176	
	Once a day		15% N=51	
	A few times a week		10% N=34	
	Every few weeks		6% N=22	

In general, how many times do you:	Visit social media sites	Less often or never		19% N=66
	Use or check email	Several times a day		78% N=275
		Once a day		14% N=51
		A few times a week		5% N=16
		Every few weeks		2% N=7
		Less often or never		1% N=3
	Share your opinions online	Several times a day		10% N=36
		Once a day		7% N=25
		A few times a week		11% N=38
		Every few weeks		20% N=71
		Less often or never		51% N=178
	Shop online	Several times a day		12% N=43
		Once a day		6% N=20
		A few times a week		41% N=143
		Every few weeks		30% N=104
		Less often or never		11% N=39
	Please rate your overall health.	Excellent		31% N=109
		Very good		37% N=131
		Good		28% N=99
		Fair		4% N=16
		Poor		0% N=1
	What impact, if any, do you think the economy will have on your family income in the next 6 months? Do you think the impact will be:	Very positive		3% N=12
		Somewhat positive		17% N=62
		Neutral		50% N=178

What impact, if any, do you think the economy will have on your family income in the next 6 months? Do you think the impact will be:	Somewhat negative		21% N=75
	Very negative		8% N=28
How many years have you lived in Tualatin?	Less than 2 years		18% N=65
	2-5 years		23% N=81
	6-10 years		20% N=71
	11-20 years		17% N=61
	More than 20 years		22% N=80
Which best describes the building you live in?	Single-family detached home		51% N=182
	Townhouse or duplex (may share walls but no units above or below you)		8% N=28
	Condominium or apartment (have units above or below you)		41% N=147
	Mobile home		0% N=1
	Other		0% N=1
Do you rent or own your home?	Rent		45% N=163
	Own		55% N=195
About how much is your monthly housing cost for the place you live (including rent, mortgage payment, property tax, property insurance and homeowners' association (HOA) fees)?	Less than \$300		0% N=1
	\$300 to \$599		4% N=13
	\$600 to \$999		5% N=17
	\$1,000 to \$1,499		15% N=53
	\$1,500 to \$2,499		48% N=168
	\$2,500 to \$3,999		23% N=82
	\$4,000 to \$6,999		5% N=16
	\$10,000 or more		0% N=1
Do any children 17 or under live in your household?	No		66% N=236
	Yes		34% N=121

Are you or any other members of your household aged 65 or older?	No		76% N=271
	Yes		24% N=87
How much do you anticipate your household's total income before taxes will be for the current year? (Please include in your total income money from all sources for all persons living in your household.)	Less than \$25,000		4% N=14
	\$25,000 to \$49,999		11% N=36
	\$50,000 to \$74,999		23% N=77
	\$75,000 to \$99,999		10% N=33
	\$100,000 to \$149,999		17% N=57
	\$150,000 to \$199,999		18% N=61
	\$200,000 to \$299,999		9% N=30
	\$300,000 or more		9% N=31
	Are you of Hispanic, Latino/a/x, or Spanish origin?	No, not of Hispanic, Latino/a/x, or Spanish origin	
Yes, I consider myself to be of Hispanic, Latino/a/x, or Spanish origin			19% N=67
What is your race? (Mark one or more races to indicate what race you consider yourself to be.)	American Indian or Alaska Native		7% N=23
	Asian		7% N=26
	Black or African American		5% N=16
	Native Hawaiian or Other Pacific Islander		3% N=10
	White		84% N=293
	A race not listed		12% N=40
In which category is your age?	18-24 years		2% N=8
	25-34 years		27% N=97
	35-44 years		14% N=51
	45-54 years		25% N=90
	55-64 years		10% N=35
	65-74 years		13% N=45

In which category is your age?	75 years or older		8% N=29
What is your gender?	Woman		51% N=179
	Man		49% N=172
	Identify in another way		1% N=3
If you identify in another way, how would you describe your gender?	Agender/I don't identify with any gender		51% N=2
	Genderqueer/gender fluid		14% N=
	Non-binary		18% N=1
	Identify in another way		18% N=1

Methods (open participation)



As part of its participation in The National Community Survey™ (The NCS™), the City of Tualatin conducted a survey of 359 residents. Survey invitations were mailed to randomly selected households and data were collected from September 1st, 2023 to November 12th, 2023. The results from this main survey effort represent the most robust estimate of your residents' opinions.

After the above data collection period was underway, a link to an online open participation survey was publicized by the City of Tualatin. The open participation survey was identical to the probability sample survey with two small updates; it included a map at the beginning asking where the respondent lives and also a question about where they heard about the survey. The open participation survey was open to all city residents and became available on October 29th, 2023. The survey remained open for 2 weeks and there were 161 responses.

The open participation survey data were not collected through a random sample and it is unknown who in the community was aware of the survey; therefore, a level of confidence in the representativeness of the sample cannot be estimated. However, to reduce bias where possible, these data were statistically weighted to match the demographic characteristics of the 2020 Census and 2022 American Community Survey estimates for adults in the City of Tualatin. The characteristics used for weighting were age, sex, race, Hispanic origin, housing type, housing tenure, and area. No adjustments were made for design effects. Weights were calculated using an iterative, multiplicative raking model known as the ANES Weighting Algorithm.¹⁹ The results of the weighting scheme for the open participation survey are presented in the following table.

















		Unweighted	Weighted	Target ²⁰
Age	18-34	8%	29%	29%
	35-54	45%	39%	40%
	55+	47%	33%	31%
Area	Area 1	18%	25%	26%
	Area 2	19%	40%	39%
	Area 3	63%	35%	35%
Hispanic origin	No, not of Hispanic, Latino/a/x, or Spanish origin	95%	81%	81%
	Yes, I consider myself to be of Hispanic, Latino/a/x, ..	5%	19%	19%
Housing tenure	Own	89%	56%	54%
	Rent	11%	44%	46%
Housing type	Attached	13%	47%	49%
	Detached	87%	53%	51%
Race & Hispanic or..	Not white alone	11%	29%	30%
	White alone, not Hispanic or Latino	89%	71%	70%
Sex	Man	32%	48%	49%
	Woman	68%	52%	51%
Sex/age	Man 18-34	3%	13%	14%
	Man 35-54	12%	20%	20%
	Man 55+	17%	15%	15%
	Woman 18-34	5%	14%	15%
	Woman 35-54	34%	21%	20%
	Woman 55+	29%	17%	16%



















19. Pasek, J. (2014). ANES Weighting Algorithm. Retrieved from <https://surveyinsights.org/wp-content/uploads/2014/07/Full-anesrake-paper.pdf>



















20. Targets come from the 2020 Census and 2022 American Community Survey.

Open Participation Survey Results



















This dashboard contains a complete set of responses to each question on the open participation survey. By default, "don't know" responses are excluded, but may be added to the table using the response filter to the right. In some tables, the percentages may not sum to 100%; this is either because the question permitted the respondent to "choose all that apply", or for a question that asked the respondent to select one answer, it is due to the customary practice of rounding values to the nearest whole number.

Quality of Life	Please rate each of the following aspects of quality of life in Tualatin.	Tualatin as a place to live	Excellent		44% N=71
			Good		44% N=71
			Fair		9% N=15
			Poor		3% N=5
		The overall quality of life	Excellent		30% N=48
			Good		49% N=79
			Fair		18% N=29
			Poor		4% N=6
	Please indicate how likely or unlikely you are to do each of the following.	Recommend living in Tualatin to someone who asks	Very likely		42% N=67
			Somewhat likely		43% N=69
			Somewhat unlikely		6% N=9
			Very unlikely		9% N=15
		Remain in Tualatin for the next five years	Very likely		57% N=91
			Somewhat likely		29% N=47
			Somewhat unlikely		7% N=11
			Very unlikely		7% N=12

Quality of Life	Please rate each of the following in the Tualatin community.	Overall image or reputation	Excellent		21% N=33	
			Good		50% N=78	
			Fair		21% N=33	
			Poor		7% N=11	
Governance	Please rate the quality of each of the following services in Tualatin.	Public information services	Excellent		22% N=27	
			Good		47% N=59	
			Fair		24% N=30	
			Poor		7% N=9	
			Overall customer service by Tualatin employees	Excellent		37% N=54
				Good		51% N=75
				Fair		5% N=7
				Poor		6% N=9
	Please rate the following categories of Tualatin government performance.	The value of services for the taxes paid to Tualatin	Excellent		28% N=34	
			Good		24% N=29	
			Fair		31% N=37	
			Poor		16% N=19	
		The overall direction that Tualatin is taking	Excellent		24% N=32	
			Good		44% N=60	
			Fair			

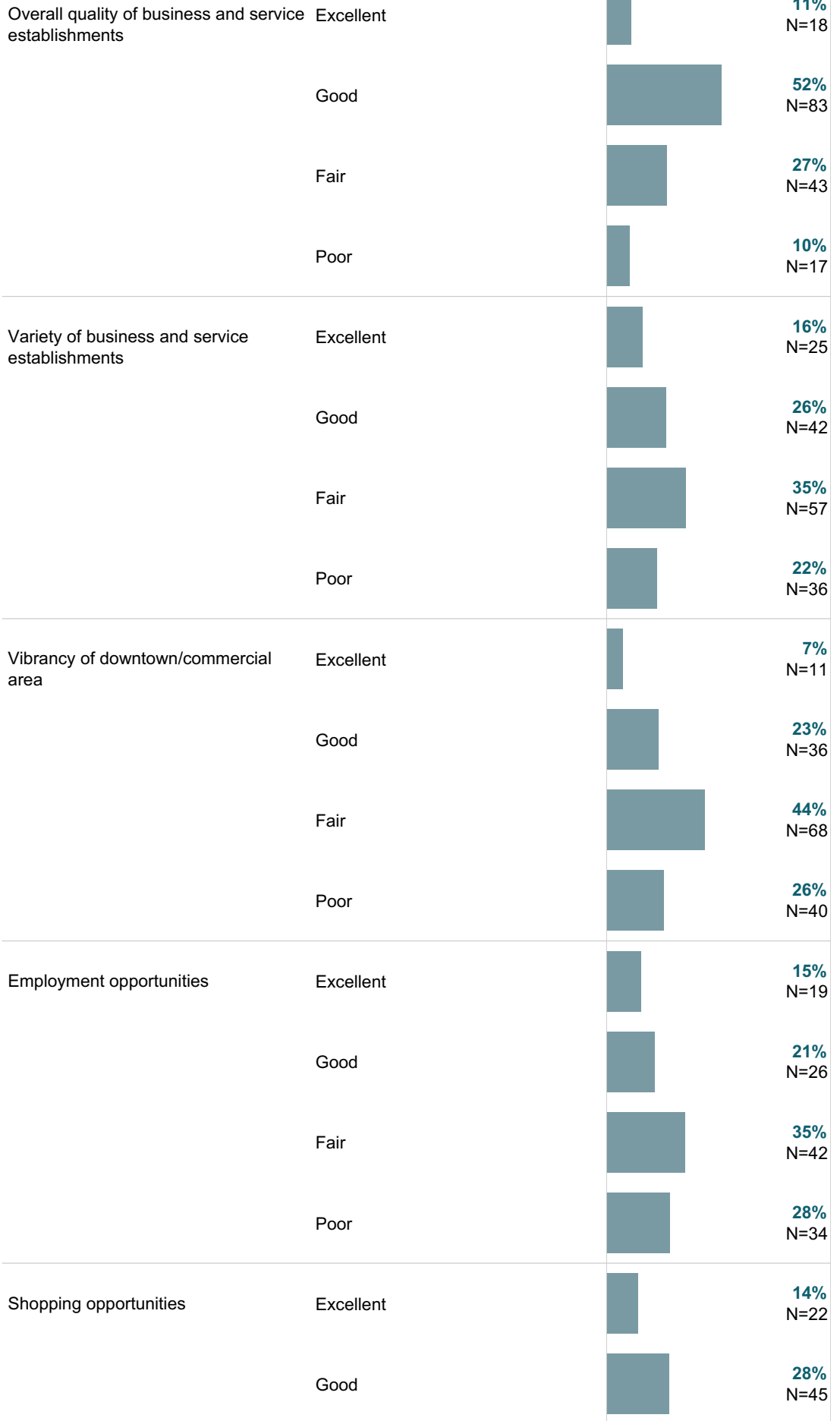
Governance	Please rate the following categories of Tualatin government performance.			
	The overall direction that Tualatin is taking	Fair		19% N=26
		Poor		13% N=18
	The job Tualatin government does at welcoming resident involvement	Excellent		13% N=16
		Good		50% N=62
		Fair		29% N=36
		Poor		8% N=10
	Overall confidence in Tualatin government	Excellent		21% N=27
		Good		46% N=61
		Fair		21% N=28
		Poor		12% N=16
	Generally acting in the best interest of the community	Excellent		21% N=28
		Good		47% N=62
		Fair		20% N=27
		Poor		11% N=15
	Being honest	Excellent		22% N=29
		Good		52% N=70
		Fair		15% N=20
		Poor		11% N=15


















Governance		Please rate the following categories of Tualatin government performance.			
Being open and transparent to the public	Excellent			18%	N=24
	Good			51%	N=68
	Fair			15%	N=20
	Poor			16%	N=21
Informing residents about issues facing the community	Excellent			22%	N=32
	Good			38%	N=55
	Fair			25%	N=36
	Poor			16%	N=23
Treating all residents fairly	Excellent			32%	N=40
	Good			37%	N=46
	Fair			23%	N=29
	Poor			8%	N=10
Treating residents with respect	Excellent			31%	N=40
	Good			48%	N=62
	Fair			13%	N=17
	Poor			8%	N=10
Overall, how would you rate the quality of the services provided by each of the following?	The City of Tualatin	Excellent		25%	N=36
		Good		54%	N=79


















Governance	Overall, how would you rate the quality of the services provided by each of the following?	The City of Tualatin	Fair		16% N=24		
			Poor		5% N=7		
		The Federal Government	Excellent		4% N=5		
			Good		26% N=33		
			Fair		29% N=38		
			Poor		40% N=52		
		Economy	Please rate each of the following aspects of quality of life in Tualatin.	Tualatin as a place to work	Excellent		30% N=33
					Good		32% N=35
Fair					21% N=23		
Poor					16% N=18		
Tualatin as a place to visit	Excellent				8% N=12		
	Good				34% N=53		
	Fair				43% N=68		
	Poor				16% N=25		
Please rate each of the following characteristics as they relate to Tualatin as a whole.	Overall economic health			Excellent		21% N=28	
				Good		50% N=66	
				Fair		18% N=24	
				Poor		10% N=13	

Economy



















Please rate each of the following in the Tualatin community.



Economy	Please rate each of the following in the Tualatin community.	Shopping opportunities	Fair		40% N=64
			Poor		19% N=30
		Cost of living	Excellent		5% N=7
			Good		38% N=59
	Fair			29% N=45	
	Poor			27% N=43	
	Please rate the quality of each of the following services in Tualatin.	Economic development	Excellent		12% N=13
			Good		42% N=49
Fair				28% N=32	
Poor				18% N=21	
Please rate how important, if at all, you think it is for the Tualatin community to focus on each of the following in the coming two years.	Overall economic health	Essential		44% N=68	
		Very important		30% N=47	
		Somewhat important		23% N=36	
		Not at all important		3% N=5	
What impact, if any, do you think the economy will have on your family income in the next 6 months? Do you think the impact will be:	Very positive		4% N=7		
	Somewhat positive		21% N=32		
	Neutral		35% N=55		
	Somewhat negative		27% N=43		

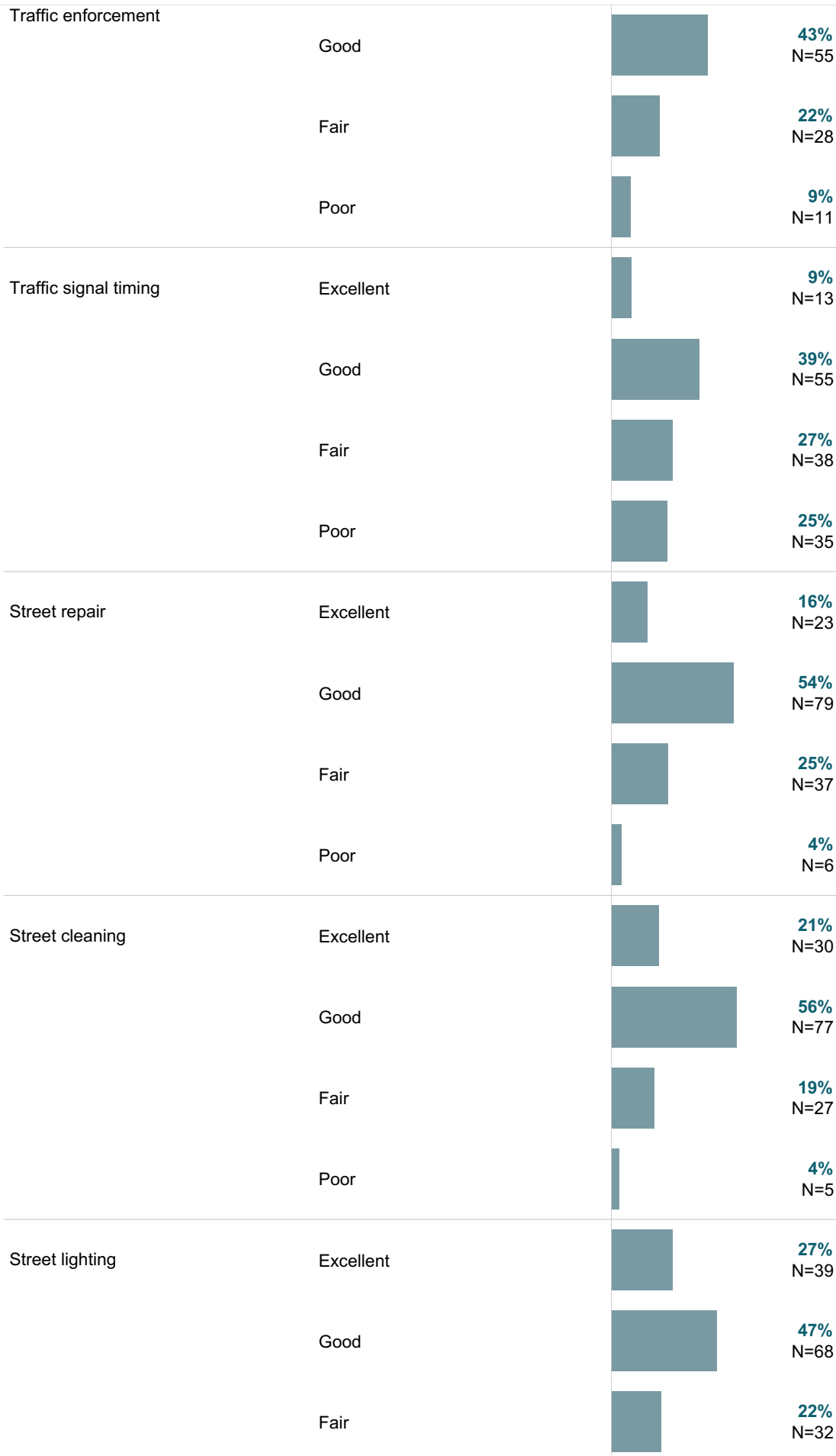
Economy	What impact, if any, do you think the economy will have on your family income in the next 6 months? Do you think the impact will be:	Very negative		12% N=19	
Mobility	Please rate each of the following characteristics as they relate to Tualatin as a whole.	Overall quality of the transportation system	Excellent		16% N=24
			Good		45% N=71
			Fair		22% N=34
			Poor		17% N=27
	Please also rate each of the following in the Tualatin community.	Traffic flow on major streets	Excellent		0% N=
			Good		33% N=50
			Fair		29% N=44
			Poor		38% N=56
	Ease of public parking	Excellent		15% N=21	
		Good		57% N=81	
		Fair		18% N=25	
		Poor		11% N=16	
	Ease of travel by car	Excellent		22% N=33	
		Good		32% N=49	
		Fair		26% N=40	
		Poor		21% N=32	
	Ease of travel by public transportation	Excellent		14% N=16	



















Mobility

<p>Please also rate each of the following in the Tualatin community.</p>	Ease of travel by public transportation			
		Good		21% N=24
		Fair		42% N=48
		Poor		22% N=25
	Ease of travel by bicycle			
		Excellent		12% N=13
		Good		37% N=40
		Fair		41% N=45
		Poor		10% N=11
	Ease of walking			
		Excellent		19% N=29
		Good		43% N=67
	Fair		29% N=45	
	Poor		9% N=14	
<p>Please indicate whether or not you have done each of the following in the last 12 months.</p>	Used public transportation instead of driving			
		No		72% N=105
		Yes		28% N=41
	Carpooled with other adults or children instead of driving alone			
		No		50% N=71
		Yes		50% N=71
Walked or biked instead of driving				
	No		25% N=37	
	Yes		75% N=110	
<p>Please rate the quality of each of the following services in Tualatin.</p>	Traffic enforcement			
		Excellent		27% N=35



















Mobility

Please rate the quality of each of the following services in Tualatin.





















Mobility	Please rate the quality of each of the following services in Tualatin.	Street lighting	Poor		4% N=6
		Snow removal	Excellent		26% N=30
			Good		35% N=41
			Fair		18% N=21
			Poor		21% N=24
	Sidewalk maintenance	Excellent		21% N=30	
		Good		51% N=73	
		Fair		18% N=25	
		Poor		10% N=15	
	Bus or transit services	Excellent		17% N=16	
		Good		42% N=39	
		Fair		18% N=17	
		Poor		23% N=21	
	Please rate how important, if at all, you think it is for the Tualatin community to focus on each of the following in the coming two years.	Overall quality of the transportation system	Essential		40% N=60
			Very important		37% N=56
			Somewhat important		20% N=30
Not at all important				3% N=5	
Community Design	Please rate each of the following aspects of quality of life in Tualatin.	Your neighborhood as a place to live	Excellent		44% N=71

Community Design

<p>Please rate each of the following aspects of quality of life in Tualatin.</p>	Your neighborhood as a place to live	Good		36% N=57
		Fair		14% N=22
		Poor		7% N=11
<p>Please rate each of the following characteristics as they relate to Tualatin as a whole.</p>	Overall design or layout of residential and commercial areas	Excellent		18% N=28
		Good		28% N=44
		Fair		43% N=67
		Poor		10% N=16
<p>Please also rate each of the following in the Tualatin community.</p>	Well-planned residential growth	Excellent		6% N=7
		Good		30% N=38
		Fair		36% N=46
		Poor		29% N=37
	Well-planned commercial growth	Excellent		5% N=7
		Good		27% N=35
		Fair		43% N=56
		Poor		25% N=33
	Well-designed neighborhoods	Excellent		16% N=24
		Good		41% N=64
		Fair		36% N=55


















Community Design

Please also rate each of the following in the Tualatin community.

Well-designed neighborhoods	Poor		7% N=11
Preservation of the historical or cultural character of the community	Excellent		25% N=37
	Good		40% N=58
	Fair		22% N=32
	Poor		13% N=19
Public places where people want to spend time	Excellent		24% N=38
	Good		41% N=65
	Fair		19% N=30
	Poor		17% N=27
Variety of housing options	Excellent		12% N=19
	Good		33% N=50
	Fair		27% N=42
	Poor		27% N=42
Availability of affordable quality housing	Excellent		10% N=14
	Good		15% N=22
	Fair		36% N=53
	Poor		39% N=58
Overall quality of new development	Excellent		11% N=14



















Community Design



















Please also rate each of the following in the Tualatin community.
















Overall quality of new development	Good		36% N=43
	Fair		30% N=36
	Poor		22% N=27
Overall appearance	Excellent		16% N=25
	Good		45% N=70
	Fair		33% N=52
	Poor		6% N=9
Land use, planning and zoning	Excellent		10% N=12
	Good		28% N=32
	Fair		36% N=41
	Poor		26% N=30
Code enforcement	Excellent		20% N=16
	Good		32% N=26
	Fair		19% N=16
	Poor		29% N=24
Overall design or layout of residential and commercial areas	Essential		35% N=52
	Very important		43% N=64
	Somewhat important		18% N=27

Please rate the quality of each of the following services in Tualatin.

Please rate how important, if at all, you think it is for the Tualatin community to focus on each of the following in the coming two years.

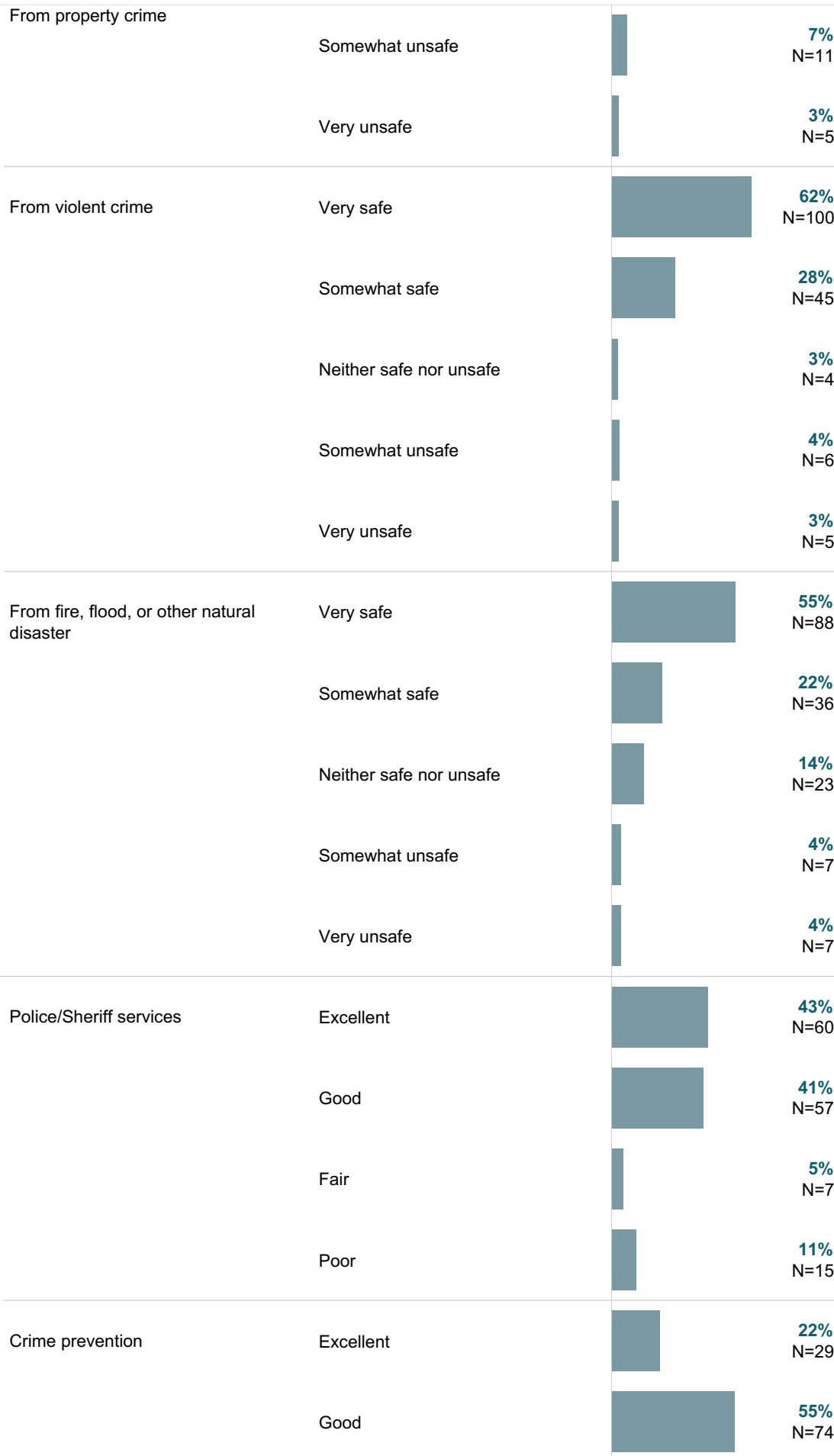
Community Design	Overall design or layout of residential and commercial areas	Not at all important		5% N=7	
Utilities	Please rate each of the following characteristics as they relate to Tualatin as a whole.	Overall quality of the utility infrastructure	Excellent		31% N=47
			Good		43% N=64
			Fair		23% N=34
			Poor		3% N=5
	Please rate the quality of each of the following services in Tualatin.	Affordable high-speed internet access	Excellent		34% N=45
			Good		37% N=49
			Fair		17% N=23
			Poor		12% N=16
	Garbage collection	Excellent		34% N=48	
		Good		53% N=75	
		Fair		6% N=8	
		Poor		7% N=10	
	Drinking water	Excellent		51% N=76	
		Good		39% N=58	
		Fair		7% N=10	
		Poor		3% N=5	
	Sewer services	Excellent		39% N=45	

Utilities	Please rate the quality of each of the following services in Tualatin.				
	Sewer services	Good		48% N=55	
		Fair		9% N=11	
		Poor		4% N=5	
	Storm water management	Excellent		31% N=36	
		Good		48% N=57	
		Fair		11% N=13	
		Poor		10% N=12	
	Power (electric and/or gas) utility	Excellent		37% N=54	
		Good		37% N=55	
		Fair		19% N=28	
		Poor		8% N=11	
	Utility billing	Excellent		32% N=34	
Good			39% N=41		
Fair			21% N=23		
Poor			8% N=9		
	Please rate how important, if at all, you think it is for the Tualatin community to focus on each of the following in the coming two years.	Overall quality of the utility infrastructure	Essential		45% N=68
		Very important		29% N=44	
		Somewhat important		23% N=34	

Utilities	Overall quality of the utility infrastructure	Not at all important		3% N=5	
Safety	Please rate each of the following characteristics as they relate to Tualatin as a whole.	Overall feeling of safety	Excellent		31% N=50
			Good		51% N=82
			Fair		10% N=17
			Poor		7% N=12
Please rate how safe or unsafe you feel:	In your neighborhood during the day	Very safe		82% N=133	
		Somewhat safe		14% N=22	
		Neither safe nor unsafe		0% N=	
		Somewhat unsafe		0% N=	
		Very unsafe		4% N=6	
	In Tualatin's downtown/commercial area during the day	Very safe		69% N=111	
		Somewhat safe		24% N=39	
		Neither safe nor unsafe		2% N=4	
		Somewhat unsafe		1% N=2	
		Very unsafe		3% N=6	
	From property crime	Very safe		42% N=65	
		Somewhat safe		38% N=59	
		Neither safe nor unsafe		10% N=15	



















Safety



















Please rate how safe or unsafe you feel:







































Safety



















Please rate the quality of each of the following services in Tualatin.



















Crime prevention	Fair		15% N=21
	Poor		8% N=11
Animal control	Excellent		22% N=18
	Good		42% N=34
	Fair		26% N=21
	Poor		9% N=7
Ambulance or emergency medical services	Excellent		31% N=32
	Good		48% N=48
	Fair		15% N=15
	Poor		5% N=5
Fire services	Excellent		44% N=45
	Good		44% N=44
	Fair		7% N=7
	Poor		5% N=5
Fire prevention and education	Excellent		26% N=26
	Good		52% N=52
	Fair		15% N=15
	Poor		7% N=7

Safety	Please rate the quality of each of the following services in Tualatin.	Emergency preparedness	Excellent		33% N=39
			Good		39% N=46
			Fair		17% N=21
			Poor		11% N=13
	Please rate how important, if at all, you think it is for the Tualatin community to focus on each of the following in the coming two years.	Overall feeling of safety	Essential		46% N=69
			Very important		41% N=63
			Somewhat important		6% N=10
			Not at all important		7% N=10
Natural environment	Please rate each of the following characteristics as they relate to Tualatin as a whole.	Overall quality of natural environment	Excellent		40% N=64
			Good		46% N=73
			Fair		8% N=12
			Poor		7% N=11
	Please also rate each of the following in the Tualatin community.	Cleanliness	Excellent		38% N=61
			Good		43% N=69
			Fair		15% N=24
			Poor		3% N=6
		Water resources	Excellent		35% N=57
			Good		38% N=61


















Natural environment	Please also rate each of the following in the Tualatin community.	Water resources	Fair		19% N=30
			Poor		8% N=12
		Air quality	Excellent		37% N=54
			Good		51% N=75
			Fair		8% N=12
			Poor		4% N=6
	Please rate the quality of each of the following services in Tualatin.	Preservation of natural areas	Excellent		28% N=38
			Good		37% N=50
			Fair		20% N=28
			Poor		15% N=20
		Tualatin open space	Excellent		26% N=38
			Good		38% N=55
			Fair		25% N=36
			Poor		10% N=14
		Recycling	Excellent		27% N=38
			Good		48% N=69
			Fair		16% N=23
			Poor		8% N=12



















Natural environment	Please rate the quality of each of the following services in Tualatin.	Yard waste pick-up	Excellent		42% N=40
			Good		35% N=33
			Fair		17% N=16
			Poor		6% N=6
	Please rate how important, if at all, you think it is for the Tualatin community to focus on each of the following in the coming two years.	Overall quality of natural environment	Essential		35% N=52
			Very important		50% N=75
			Somewhat important		11% N=17
			Not at all important		4% N=6
Parks and Recreation	Please rate each of the following characteristics as they relate to Tualatin as a whole.	Overall quality of parks and recreation opportunities	Excellent		43% N=69
			Good		47% N=75
			Fair		2% N=3
			Poor		9% N=14
	Please also rate each of the following in the Tualatin community.	Availability of paths and walking trails	Excellent		31% N=50
			Good		48% N=77
			Fair		15% N=24
			Poor		6% N=9
		Fitness opportunities	Excellent		22% N=35
			Good		49% N=78

Parks and Recreation	Please also rate each of the following in the Tualatin community.	Fitness opportunities	Fair		20% N=32
			Poor		8% N=12
		Recreational opportunities	Excellent		22% N=35
			Good		47% N=72
			Fair		21% N=32
			Poor		10% N=16
		City parks	Excellent		39% N=55
			Good		49% N=68
			Fair		3% N=4
			Poor		9% N=13
		Recreation programs or classes	Excellent		21% N=25
			Good		47% N=55
			Fair		8% N=9
			Poor		24% N=29
		Recreation centers or facilities	Excellent		14% N=18
			Good		48% N=62
			Fair		17% N=22
			Poor		21% N=27



















Parks and Recreation	Please rate how important, if at all, you think it is for the Tualatin community to focus on each of the following in the coming two years.	Overall quality of parks and recreation opportunities	Essential		45% N=68
			Very important		36% N=54
			Somewhat important		10% N=16
			Not at all important		9% N=13
Health and wellness	Please rate each of the following characteristics as they relate to Tualatin as a whole.	Overall health and wellness opportunities	Excellent		22% N=33
			Good		52% N=77
			Fair		18% N=27
			Poor		8% N=12
	Please also rate each of the following in the Tualatin community.	Availability of affordable quality food	Excellent		15% N=23
			Good		36% N=55
			Fair		34% N=53
			Poor		15% N=23
		Availability of affordable quality health care	Excellent		8% N=13
			Good		47% N=71
			Fair		31% N=46
			Poor		13% N=20
		Availability of preventive health services	Excellent		9% N=12
			Good		43% N=55

Health and wellness

<p>Please also rate each of the following in the Tualatin community.</p>	<p>Availability of preventive health services</p>	Fair		28% N=37
		Poor		20% N=25
	<p>Availability of affordable quality mental health care</p>	Excellent		14% N=10
		Good		16% N=12
Fair			32% N=24	
Poor			38% N=28	
<p>Please rate the quality of each of the following services in Tualatin.</p>	<p>Health services</p>	Excellent		12% N=13
		Good		50% N=57
		Fair		26% N=30
		Poor		13% N=15
<p>Please rate how important, if at all, you think it is for the Tualatin community to focus on each of the following in the coming two years.</p>	<p>Overall health and wellness opportunities</p>	Essential		17% N=25
		Very important		36% N=54
		Somewhat important		32% N=48
		Not at all important		14% N=21
<p>Please rate your overall health.</p>	<p></p>	Excellent		38% N=59
		Very good		30% N=47
		Good		28% N=43
		Fair		4% N=6



















Education, Arts and Culture	Please rate each of the following characteristics as they relate to Tualatin as a whole.	Overall opportunities for education, culture, and the arts	Excellent		11% N=17
			Good		42% N=65
			Fair		24% N=37
			Poor		23% N=36
	Please also rate each of the following in the Tualatin community.	Opportunities to attend cultural/arts/music activities	Excellent		16% N=24
		Good		39% N=60	
		Fair		27% N=41	
		Poor		18% N=28	
	Community support for the arts	Excellent		26% N=36	
		Good		26% N=36	
		Fair		28% N=39	
		Poor		19% N=26	
	Availability of affordable quality childcare/preschool	Excellent		24% N=14	
		Good		29% N=17	
		Fair		19% N=11	
		Poor		29% N=17	
	K-12 education	Excellent		17% N=17	
		Good		55% N=56	

**Education,
Arts and
Culture**

Please also rate each of the following in the Tualatin community.	K-12 education	Fair		3% N=4
		Poor		25% N=26
	Adult educational opportunities	Excellent		10% N=10
		Good		39% N=38
		Fair		19% N=18
		Poor		32% N=31
	Opportunities to attend special events and festivals	Excellent		25% N=36
		Good		40% N=58
		Fair		26% N=38
		Poor		9% N=14
Please rate the quality of each of the following services in Tualatin.	Public library services	Excellent		58% N=82
		Good		31% N=43
		Fair		2% N=2
		Poor		9% N=13
Please rate how important, if at all, you think it is for the Tualatin community to focus on each of the following in the coming two years.	Overall opportunities for education, culture, and the arts	Essential		25% N=37
		Very important		38% N=57
		Somewhat important		29% N=43
		Not at all important		8% N=12

Inclusivity and Engagement



















Please rate each of the following aspects of quality of life in Tualatin.

Tualatin as a place to raise children	Excellent		47% N=61	
	Good		38% N=49	
	Fair		8% N=10	
	Poor		6% N=8	
Tualatin as a place to retire	Excellent		34% N=44	
	Good		32% N=42	
	Fair		17% N=22	
	Poor		17% N=23	
Sense of community	Excellent		19% N=31	
	Good		36% N=58	
	Fair		39% N=62	
	Poor		6% N=9	
Please rate each of the following characteristics as they relate to Tualatin as a whole.	Residents' connection and engagement with their community	Excellent		12% N=17
		Good		44% N=66
		Fair		25% N=37
		Poor		19% N=29
Please rate the job you feel the Tualatin community does at each of the following.	Making all residents feel welcome	Excellent		31% N=44
		Good		43% N=60

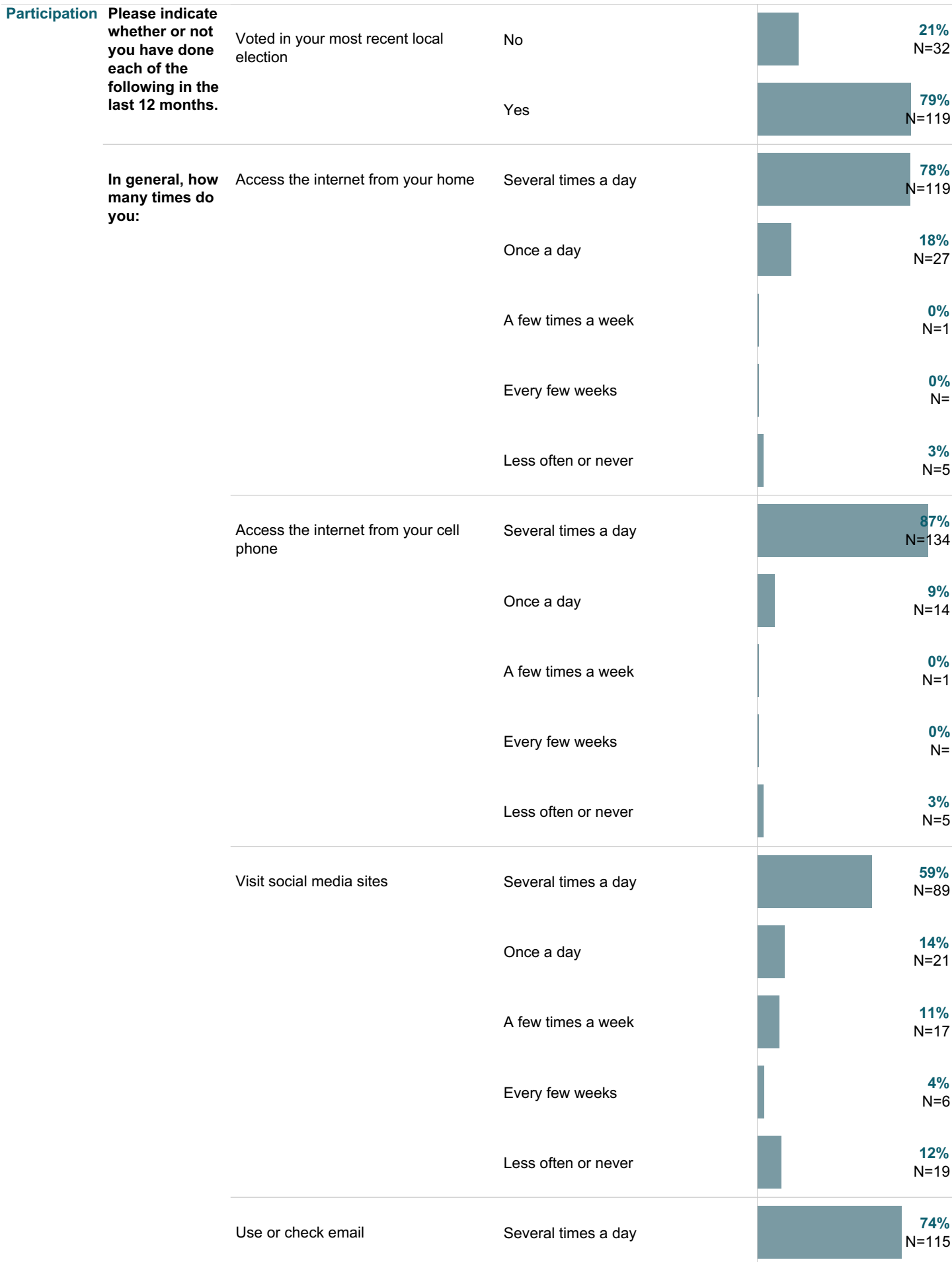
Inclusivity and Engagement	Please rate the job you feel the Tualatin community does at each of the following.	Making all residents feel welcome	Fair	
			19%	N=27
			Poor	
			7%	N=9
		Attracting people from diverse backgrounds	Excellent	
			19%	N=26
			Good	
			42%	N=59
			Fair	
			34%	N=47
			Poor	
			6%	N=8
		Valuing/respecting residents from diverse backgrounds	Excellent	
			27%	N=38
			Good	
			48%	N=66
			Fair	
			21%	N=29
			Poor	
			5%	N=7
		Taking care of vulnerable residents	Excellent	
			27%	N=35
			Good	
			39%	N=52
			Fair	
			24%	N=32
			Poor	
			11%	N=14
	Please also rate each of the following in the Tualatin community.	Sense of civic/community pride	Excellent	
			17%	N=25
			Good	
			37%	N=55
			Fair	
			31%	N=46
			Poor	
			14%	N=21



















Inclusivity and Engagement



















Please also rate each of the following in the Tualatin community.



















Neighborhoodliness of residents	Excellent		20% N=30
	Good		45% N=68
	Fair		25% N=37
	Poor		10% N=15
Opportunities to participate in social events and activities	Excellent		14% N=20
	Good		55% N=80
	Fair		18% N=27
	Poor		13% N=18
Opportunities to volunteer	Excellent		31% N=40
	Good		43% N=56
	Fair		17% N=22
	Poor		9% N=12
Opportunities to participate in community matters	Excellent		22% N=30
	Good		55% N=75
	Fair		15% N=21
	Poor		7% N=10
Openness and acceptance of the community toward people of diverse backgrounds	Excellent		20% N=27
	Good		45% N=61

Inclusivity and Engagement	Please also rate each of the following in the Tualatin community.	Openness and acceptance of the community toward people of diverse backgrounds	Fair		22% N=29
			Poor		13% N=17
	Please rate how important, if at all, you think it is for the Tualatin community to focus on each of the following in the coming two years.	Residents' connection and engagement with their community	Essential		19% N=28
			Very important		42% N=64
Somewhat important				29% N=45	
Not at all important				9% N=14	
Participation	Please indicate whether or not you have done each of the following in the last 12 months.	Contacted the City of Tualatin for help or information	No		47% N=73
			Yes		53% N=81
		Contacted Tualatin elected officials to express your opinion	No		67% N=104
			Yes		33% N=50
		Attended a local public meeting	No		66% N=102
			Yes		34% N=52
		Watched a local public meeting	No		73% N=113
			Yes		27% N=41
		Volunteered your time to some group/activity	No		53% N=81
			Yes		47% N=70
		Campaigned or advocated for a local issue, cause, or candidate	No		77% N=113
			Yes		23% N=33




Participation	In general, how many times do you:	Use or check email	Several times a day		20% N=31
			Once a day		3% N=5
			A few times a week		3% N=5
			Less often or never		11% N=17
		Share your opinions online	Several times a day		12% N=19
			Once a day		9% N=14
			A few times a week		24% N=37
			Every few weeks		44% N=69
			Less often or never		10% N=16
		Shop online	Several times a day		7% N=11
			Once a day		36% N=56
			A few times a week		30% N=46
			Every few weeks		16% N=26
			Less often or never		25% N=40
	Custom	In which area of Tualatin do you live? (Refer to map above.)	1 - East		40% N=64
2 - Northwest				35% N=56	
3 - Southwest				1% N=1	
None of these/I don't live in Tualatin				62% N=95	
Please indicate how much of a source, if at all, you consider each of the following to be for obtaining information about the City of Tualatin government and its activities, events, and services.		City website (www.tualatinoregon.gov)	Major source		

Custom	Please indicate how much of a source, if at all, you consider each of the following to be for obtaining information about the City of Tualatin government and its activities, events, and services.			
	City website (www.tualatinoregon.gov)	Minor source		30% N=46
		Not a source		8% N=13
	Local media outlets (Tualatin Times, Tualatin Life, local television stations)	Major source		52% N=80
		Minor source		26% N=40
		Not a source		22% N=34
	City e-newsletter Tualatin Today	Major source		48% N=74
		Minor source		31% N=48
		Not a source		21% N=32
	Talking with City officials	Major source		21% N=32
		Minor source		38% N=58
		Not a source		42% N=64
	City Council or other public meetings	Major source		28% N=44
Minor source			39% N=59	
Not a source			33% N=51	
City communications via social media (Facebook, Twitter, Nextdoor, etc.)	Major source		45% N=69	
	Minor source		30% N=46	
	Not a source		26% N=39	
Word-of-mouth	Major source		27% N=41	

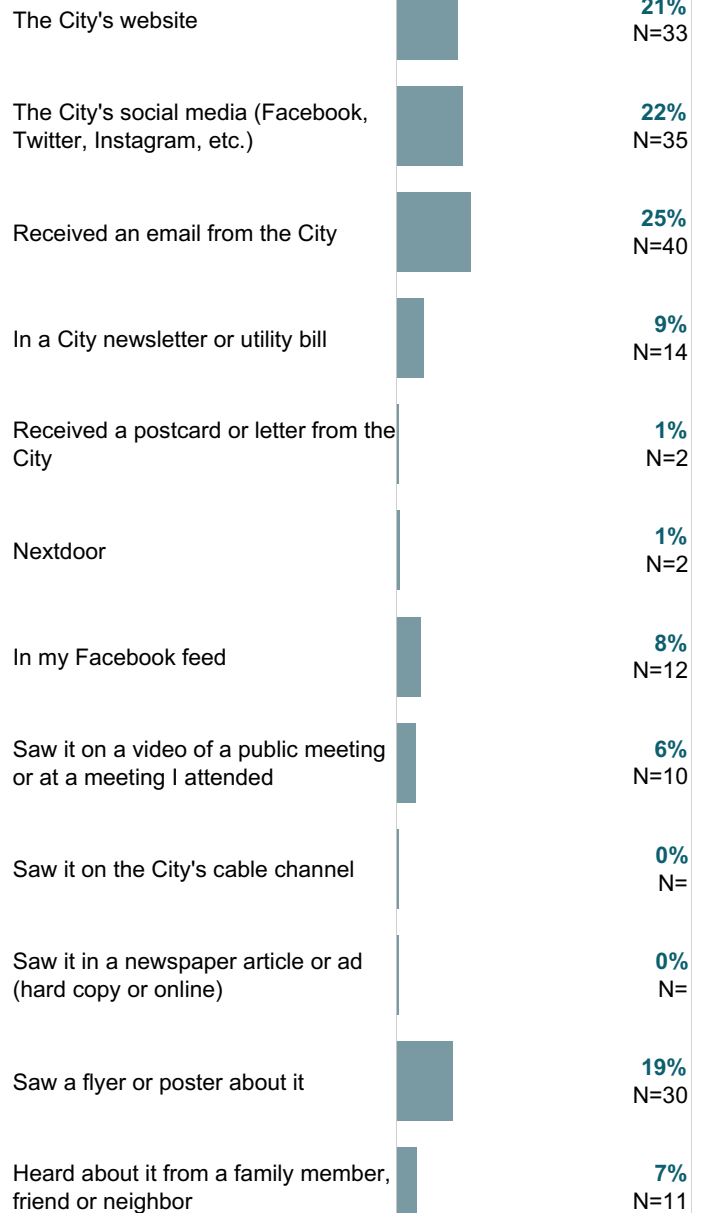
Custom	Word-of-mouth		
		Minor source	 52% N=80
		Not a source	 21% N=33
Please indicate the extent to which you would support or oppose the following changes to Tualatin's code regarding the operation of mobile food units (e.g., food carts or trucks)?	Allow a food cart or truck on temporary basis (less than 24 hours) in the downtown area	Strongly support	 69% N=108
		Somewhat support	 20% N=31
		Somewhat oppose	 8% N=13
		Strongly oppose	 3% N=4
	Allow a food cart or truck on a permanent basis (more than 24 hours) in the downtown area	Strongly support	 61% N=95
Somewhat support		 22% N=34	
Somewhat oppose		 11% N=17	
Strongly oppose		 6% N=10	
	Allow a food cart "pod" (a group of multiple food carts or trucks) in the downtown area	Strongly support	 72% N=112
Somewhat support		 15% N=23	
Somewhat oppose		 10% N=16	
Strongly oppose		 3% N=5	
	Allow a food cart "pod" (a group of multiple food carts or trucks) in the commercial/industrial areas outside of downtown	Strongly support	 70% N=108
Somewhat support		 19% N=30	
Somewhat oppose		 5% N=8	
Strongly oppose		 6% N=9	



















Custom

What is your race? (Mark one or more races to indicate what race you consider yourself to be.)





















How did you hear about this survey? (Select all that apply.)

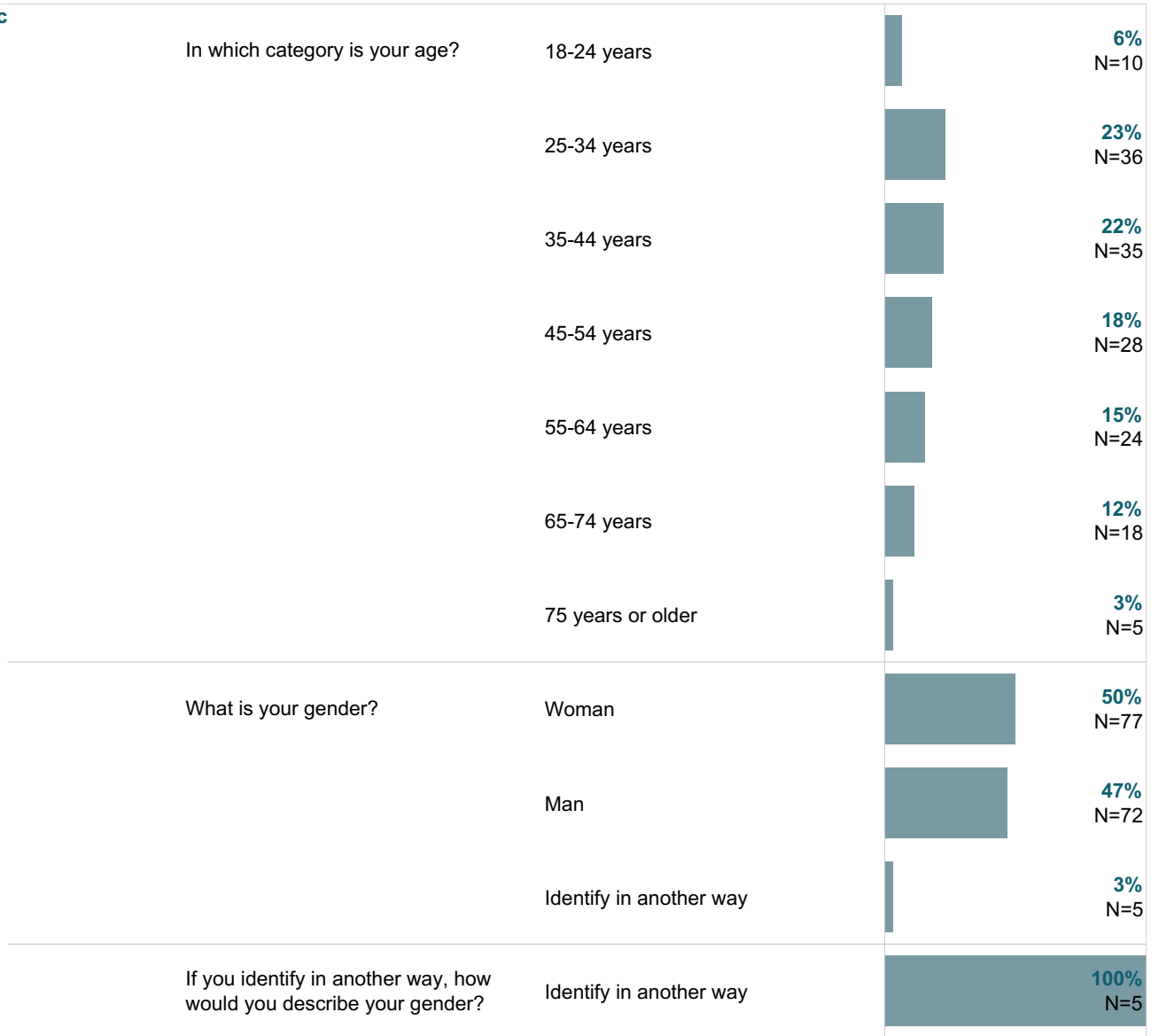


Custom	How did you hear about this survey? (Select all that apply.)	Heard about it from a business or social organization in my community		5% N=7
		Polco social media post		0% N=
		Other		7% N=12
Demographic	How many years have you lived in Tualatin?	Less than 2 years		10% N=16
		2-5 years		20% N=31
		6-10 years		21% N=32
		11-20 years		21% N=34
		More than 20 years		28% N=44
	Which best describes the building you live in?	Single-family detached home		53% N=83
		Townhouse or duplex (may share walls but no units above or below you)		13% N=21
		Condominium or apartment (have units above or below you)		34% N=53
	Do you rent or own your home?	Rent		44% N=68
		Own		56% N=88
	About how much is your monthly housing cost for the place you live (including rent, mortgage payment, property tax, property insurance and homeowners' association (HOA) fees)?	Less than \$300		0% N=
		\$300 to \$599		3% N=5
		\$600 to \$999		3% N=4
		\$1,000 to \$1,499		21% N=33
		\$1,500 to \$2,499		35% N=55

Demographic

About how much is your monthly housing cost for the place you live (including rent, mortgage payment, property tax, property insurance and homeowners' association (HOA) fees)?	\$2,500 to \$3,999		30% N=46
	\$4,000 to \$6,999		5% N=7
	\$7,000 to \$9,999		2% N=4
	\$10,000 or more		0% N=1
Do any children 17 or under live in your household?	No		61% N=96
	Yes		39% N=60
Are you or any other members of your household aged 65 or older?	No		74% N=116
	Yes		26% N=40
How much do you anticipate your household's total income before taxes will be for the current year? (Please include in your total income money from all sources for all persons living in your household.)	Less than \$25,000		4% N=7
	\$25,000 to \$49,999		6% N=9
	\$50,000 to \$74,999		18% N=28
	\$75,000 to \$99,999		13% N=20
	\$100,000 to \$149,999		24% N=37
	\$150,000 to \$199,999		20% N=30
	\$200,000 to \$299,999		13% N=21
	\$300,000 or more		2% N=3
Are you of Hispanic, Latino/a/x, or Spanish origin?	No, not of Hispanic, Latino/a/x, or Spanish origin		81% N=118
	Yes, I consider myself to be of Hispanic, Latino/a/x, or Spanish origin		19% N=27

Demographic



The City of Tualatin 2023 Community Survey

Please complete this survey if you are the adult (age 18 or older) in the household who most recently had a birthday (the year of birth does not matter). Your responses are confidential and no identifying information will be shared.

1. Please rate each of the following aspects of quality of life in Tualatin.

	<u>Excellent</u>	<u>Good</u>	<u>Fair</u>	<u>Poor</u>	<u>Don't know</u>
Tualatin as a place to live	1	2	3	4	5
Your neighborhood as a place to live	1	2	3	4	5
Tualatin as a place to raise children	1	2	3	4	5
Tualatin as a place to work.....	1	2	3	4	5
Tualatin as a place to visit.....	1	2	3	4	5
Tualatin as a place to retire	1	2	3	4	5
The overall quality of life in Tualatin	1	2	3	4	5
Sense of community.....	1	2	3	4	5

2. Please rate each of the following characteristics as they relate to Tualatin as a whole.

	<u>Excellent</u>	<u>Good</u>	<u>Fair</u>	<u>Poor</u>	<u>Don't know</u>
Overall economic health of Tualatin.....	1	2	3	4	5
Overall quality of the transportation system (auto, bicycle, foot, bus) in Tualatin.....	1	2	3	4	5
Overall design or layout of Tualatin's residential and commercial areas (e.g., homes, buildings, streets, parks, etc.)	1	2	3	4	5
Overall quality of the utility infrastructure in Tualatin (water, sewer, storm water, electric/gas, broadband).....	1	2	3	4	5
Overall feeling of safety in Tualatin	1	2	3	4	5
Overall quality of natural environment in Tualatin.....	1	2	3	4	5
Overall quality of parks and recreation opportunities.....	1	2	3	4	5
Overall health and wellness opportunities in Tualatin	1	2	3	4	5
Overall opportunities for education, culture, and the arts.....	1	2	3	4	5
Residents' connection and engagement with their community	1	2	3	4	5

3. Please indicate how likely or unlikely you are to do each of the following.

	<u>Very likely</u>	<u>Somewhat likely</u>	<u>Somewhat unlikely</u>	<u>Very unlikely</u>	<u>Don't know</u>
Recommend living in Tualatin to someone who asks.....	1	2	3	4	5
Remain in Tualatin for the next five years.....	1	2	3	4	5

4. Please rate how safe or unsafe you feel:

	<u>Very safe</u>	<u>Somewhat safe</u>	<u>Neither safe nor unsafe</u>	<u>Somewhat unsafe</u>	<u>Very unsafe</u>	<u>Don't know</u>
In your neighborhood during the day.....	1	2	3	4	5	6
In Tualatin's downtown/commercial area during the day.....	1	2	3	4	5	6
From property crime.....	1	2	3	4	5	6
From violent crime.....	1	2	3	4	5	6
From fire, flood, or other natural disaster	1	2	3	4	5	6

5. Please rate the job you feel the Tualatin community does at each of the following.

	<u>Excellent</u>	<u>Good</u>	<u>Fair</u>	<u>Poor</u>	<u>Don't know</u>
Making all residents feel welcome	1	2	3	4	5
Attracting people from diverse backgrounds.....	1	2	3	4	5
Valuing/respecting residents from diverse backgrounds.....	1	2	3	4	5
Taking care of vulnerable residents (elderly, disabled, homeless, etc.).....	1	2	3	4	5

6. Please rate each of the following in the Tualatin community.

	<u>Excellent</u>	<u>Good</u>	<u>Fair</u>	<u>Poor</u>	<u>Don't know</u>
Overall quality of business and service establishments in Tualatin.....	1	2	3	4	5
Variety of business and service establishments in Tualatin	1	2	3	4	5
Vibrancy of downtown/commercial area	1	2	3	4	5
Employment opportunities	1	2	3	4	5
Shopping opportunities.....	1	2	3	4	5
Cost of living in Tualatin	1	2	3	4	5
Overall image or reputation of Tualatin.....	1	2	3	4	5

7. Please also rate each of the following in the Tualatin community.

	<u>Excellent</u>	<u>Good</u>	<u>Fair</u>	<u>Poor</u>	<u>Don't know</u>
Traffic flow on major streets.....	1	2	3	4	5
Ease of public parking.....	1	2	3	4	5
Ease of travel by car in Tualatin.....	1	2	3	4	5
Ease of travel by public transportation in Tualatin.....	1	2	3	4	5
Ease of travel by bicycle in Tualatin.....	1	2	3	4	5
Ease of walking in Tualatin.....	1	2	3	4	5
Well-planned residential growth.....	1	2	3	4	5
Well-planned commercial growth.....	1	2	3	4	5
Well-designed neighborhoods.....	1	2	3	4	5
Preservation of the historical or cultural character of the community.....	1	2	3	4	5
Public places where people want to spend time.....	1	2	3	4	5
Variety of housing options.....	1	2	3	4	5
Availability of affordable quality housing.....	1	2	3	4	5
Overall quality of new development in Tualatin.....	1	2	3	4	5
Overall appearance of Tualatin.....	1	2	3	4	5
Cleanliness of Tualatin.....	1	2	3	4	5
Water resources (beaches, lakes, ponds, riverways, etc.).....	1	2	3	4	5
Air quality.....	1	2	3	4	5
Availability of paths and walking trails.....	1	2	3	4	5
Fitness opportunities (including exercise classes and paths or trails, etc.)... ..	1	2	3	4	5
Recreational opportunities.....	1	2	3	4	5
Availability of affordable quality food.....	1	2	3	4	5
Availability of affordable quality health care.....	1	2	3	4	5
Availability of preventive health services.....	1	2	3	4	5
Availability of affordable quality mental health care.....	1	2	3	4	5
Opportunities to attend cultural/arts/music activities.....	1	2	3	4	5
Community support for the arts.....	1	2	3	4	5
Availability of affordable quality childcare/preschool.....	1	2	3	4	5
K-12 education.....	1	2	3	4	5
Adult educational opportunities.....	1	2	3	4	5
Sense of civic/community pride.....	1	2	3	4	5
Neighborliness of residents in Tualatin.....	1	2	3	4	5
Opportunities to participate in social events and activities.....	1	2	3	4	5
Opportunities to attend special events and festivals.....	1	2	3	4	5
Opportunities to volunteer.....	1	2	3	4	5
Opportunities to participate in community matters.....	1	2	3	4	5
Openness and acceptance of the community toward people of diverse backgrounds.....	1	2	3	4	5

8. Please indicate whether or not you have done each of the following in the last 12 months.

	<u>No</u>	<u>Yes</u>
Contacted the City of Tualatin (in-person, phone, email, or web) for help or information.....	1	2
Contacted Tualatin elected officials (in-person, phone, email, or web) to express your opinion.....	1	2
Attended a local public meeting (of local elected officials like City Council or County Commissioners, advisory boards, town halls, HOA, neighborhood watch, Community Involvement Organizations (CIOs), etc.).....	1	2
Watched (online or on television) a local public meeting.....	1	2
Volunteered your time to some group/activity in Tualatin.....	1	2
Campaigned or advocated for a local issue, cause, or candidate.....	1	2
Voted in your most recent local election.....	1	2
Used bus, rail, subway, or other public transportation instead of driving.....	1	2
Carpooled with other adults or children instead of driving alone.....	1	2
Walked or biked instead of driving.....	1	2

The City of Tualatin 2023 Community Survey

9. Please rate the quality of each of the following services in Tualatin.

	<u>Excellent</u>	<u>Good</u>	<u>Fair</u>	<u>Poor</u>	<u>Don't know</u>
Public information services.....	1	2	3	4	5
Economic development.....	1	2	3	4	5
Traffic enforcement.....	1	2	3	4	5
Traffic signal timing.....	1	2	3	4	5
Street repair.....	1	2	3	4	5
Street cleaning.....	1	2	3	4	5
Street lighting.....	1	2	3	4	5
Snow removal.....	1	2	3	4	5
Sidewalk maintenance.....	1	2	3	4	5
Bus or transit services.....	1	2	3	4	5
Land use, planning, and zoning.....	1	2	3	4	5
Code enforcement (weeds, abandoned buildings, etc.).....	1	2	3	4	5
Affordable high-speed internet access.....	1	2	3	4	5
Garbage collection.....	1	2	3	4	5
Drinking water.....	1	2	3	4	5
Sewer services.....	1	2	3	4	5
Storm water management (storm drainage, dams, levees, etc.).....	1	2	3	4	5
Power (electric and/or gas) utility.....	1	2	3	4	5
Utility billing.....	1	2	3	4	5
Police services.....	1	2	3	4	5
Crime prevention.....	1	2	3	4	5
Animal control.....	1	2	3	4	5
Ambulance or emergency medical services.....	1	2	3	4	5
Fire services.....	1	2	3	4	5
Fire prevention and education.....	1	2	3	4	5
Emergency preparedness (services that prepare the community for natural disasters or other emergency situations).....	1	2	3	4	5
Preservation of natural areas (open space, farmlands, and greenbelts).....	1	2	3	4	5
Tualatin open space.....	1	2	3	4	5
Recycling.....	1	2	3	4	5
Yard waste pick-up.....	1	2	3	4	5
City parks.....	1	2	3	4	5
Recreation programs or classes.....	1	2	3	4	5
Recreation centers or facilities.....	1	2	3	4	5
Health services.....	1	2	3	4	5
Public library services.....	1	2	3	4	5
Overall customer service by Tualatin employees (police, receptionists, planners, etc.).....	1	2	3	4	5

10. Please rate the following categories of Tualatin government performance.

	<u>Excellent</u>	<u>Good</u>	<u>Fair</u>	<u>Poor</u>	<u>Don't know</u>
The value of services for the taxes paid to Tualatin.....	1	2	3	4	5
The overall direction that Tualatin is taking.....	1	2	3	4	5
The job Tualatin government does at welcoming resident involvement.....	1	2	3	4	5
Overall confidence in Tualatin government.....	1	2	3	4	5
Generally acting in the best interest of the community.....	1	2	3	4	5
Being honest.....	1	2	3	4	5
Being open and transparent to the public.....	1	2	3	4	5
Informing residents about issues facing the community.....	1	2	3	4	5
Treating all residents fairly.....	1	2	3	4	5
Treating residents with respect.....	1	2	3	4	5

11. Overall, how would you rate the quality of the services provided by each of the following?

	<u>Excellent</u>	<u>Good</u>	<u>Fair</u>	<u>Poor</u>	<u>Don't know</u>
The City of Tualatin.....	1	2	3	4	5
The Federal Government.....	1	2	3	4	5

12. Please rate how important, if at all, you think it is for the Tualatin community to focus on each of the following in the coming two years.

	<u>Essential</u>	<u>Very important</u>	<u>Somewhat important</u>	<u>Not at all important</u>
Overall economic health of Tualatin.....	1	2	3	4
Overall quality of the transportation system (auto, bicycle, foot, bus) in Tualatin.....	1	2	3	4
Overall design or layout of Tualatin’s residential and commercial areas (e.g., homes, buildings, streets, parks, etc.).....	1	2	3	4
Overall quality of the utility infrastructure in Tualatin (water, sewer, storm water, electric/gas, broadband).....	1	2	3	4
Overall feeling of safety in Tualatin	1	2	3	4
Overall quality of natural environment in Tualatin	1	2	3	4
Overall quality of parks and recreation opportunities.....	1	2	3	4
Overall health and wellness opportunities in Tualatin	1	2	3	4
Overall opportunities for education, culture, and the arts.....	1	2	3	4
Residents’ connection and engagement with their community	1	2	3	4

13. Please indicate how much of a source, if at all, you consider each of the following to be for obtaining information about the City of Tualatin government and its activities, events, and services.

	<u>Major source</u>	<u>Minor source</u>	<u>Not a source</u>
City website (www.tualatinoregon.gov).....	1	2	3
Local media outlets (Tualatin Times, Tualatin Life, local television stations)	1	2	3
City e-newsletter <i>Tualatin Today</i>	1	2	3
Talking with City officials.....	1	2	3
City Council or other public meetings.....	1	2	3
City communications via social media (Facebook, Twitter, Nextdoor, etc.).....	1	2	3
Word-of-mouth.....	1	2	3

14. Please indicate the extent to which you would support or oppose the following changes to Tualatin’s code regarding the operation of mobile food units (e.g., food carts or trucks)?

	<u>Strongly support</u>	<u>Somewhat support</u>	<u>Somewhat oppose</u>	<u>Strongly oppose</u>	<u>Don’t know</u>
Allow a food cart or truck on temporary basis (less than 24 hours) in the downtown area.....	1	2	3	4	5
Allow a food cart or truck on a permanent basis (more than 24 hours) in the downtown area.....	1	2	3	4	5
Allow a food cart “pod” (a group of multiple food carts or trucks) in the downtown area.....	1	2	3	4	5
Allow a food cart “pod” (a group of multiple food carts or trucks) in the commercial/industrial areas outside of downtown	1	2	3	4	5

The City of Tualatin 2023 Community Survey

Our last questions are about you and your household.
 Again, all of your responses to this survey are confidential and no identifying information will be shared.

D1. In general, how many times do you:

	Several times a day	Once a day	A few times a week	Every few weeks	Less often or never	Don't know
Access the internet from your home using a computer, laptop, or tablet computer	1	2	3	4	5	6
Access the internet from your cell phone.....	1	2	3	4	5	6
Visit social media sites such as Facebook, Twitter, Nextdoor, etc.	1	2	3	4	5	6
Use or check email.....	1	2	3	4	5	6
Share your opinions online.....	1	2	3	4	5	6
Shop online	1	2	3	4	5	6

D2. Please rate your overall health.

- Excellent
 Very good
 Good
 Fair
 Poor

D3. What impact, if any, do you think the economy will have on your family income in the next 6 months?

Do you think the impact will be:

- Very positive
 Somewhat positive
 Neutral
 Somewhat negative
 Very negative

D4. How many years have you lived in the city?

- Less than 2 years
 2-5 years
 6-10 years
 11-20 years
 More than 20 years

D5. Which best describes the building you live in?

- Single-family detached home
 Townhouse or duplex (may share walls but no units above or below you)
 Condominium or apartment (have units above or below you)
 Mobile home
 Other

D6. Do you rent or own your home?

- Rent
 Own

D7. About how much is your monthly housing cost for the place you live (including rent, mortgage payment, property tax, property insurance, and homeowners' association (HOA) fees)?

- Less than \$300 \$2,500 to \$3,999
 \$300 to \$599 \$4,000 to \$6,999
 \$600 to \$999 \$7,000 to \$9,999
 \$1,000 to \$1,499 \$10,000 or more
 \$1,500 to \$2,499

D8. Do any children 17 or under live in your household?

- No Yes

D9. Are you or any other members of your household aged 65 or older?

- No Yes

D10. How much do you anticipate your household's total income before taxes will be for the current year? (Please include in your total income money from all sources for all persons living in your household.)

- Less than \$25,000 \$100,000 to \$149,999
 \$25,000 to \$49,999 \$150,000 to \$199,999
 \$50,000 to \$74,999 \$200,000 to \$299,999
 \$75,000 to \$99,999 \$300,000 or more

D11. Are you of Hispanic, Latino/a/x, or Spanish origin?

- No Yes

D12. What is your race? (Mark one or more races to indicate what race you consider yourself to be.)

- American Indian or Alaskan Native
 Asian
 Black or African American
 Native Hawaiian or Other Pacific Islander
 White
 A race not listed

D13. In which category is your age?

- 18-24 years 55-64 years
 25-34 years 65-74 years
 35-44 years 75 years or older
 45-54 years

D14. What is your gender?

- Woman
 Man
 Identify in another way → go to D14a

D14a. If you identify in another way, how would you describe your gender?

- Agender/I don't identify with any gender
 Genderqueer/gender fluid
 Non-binary
 Transgender man
 Transgender woman
 Two-spirit
 Identify in another way

Thank you! Please return the completed survey in the postage-paid envelope to:
National Research Center, Inc., PO Box 549, Belle Mead, NJ 08502