



2020 TUALATIN COMMUNITY SURVEY

🟡 ECONOMY

🟡 MOBILITY

🟡 COMMUNITY DESIGN

🟡 UTILITIES

🟡 SAFETY

🟡 NATURAL ENVIRONMENT

🟡 PARKS & RECREATION

🟡 HEALTH & WELLNESS

🟡 EDUCATION, ARTS, & CULTURE

🟡 INCLUSIVITY & ENGAGEMENT

The National Community Survey is a report about the “livability” of Tualatin.

SURVEY METHODOLOGY

Overall response rate of 17% (570 returned surveys)



Data statistically weighed to reflect population

Web survey results were consistent with scientific study

Households selected from comprehensive list

Margin of error was plus or minus 4% (95% confidence)

Random selection of respondent in household

Random sampling of 3,500 households (3% undeliverable)



What's in the reports?

- ⬡ National benchmark with 600+ communities
- ⬡ Custom benchmark with western cities with populations between 10,000 – 75,000
- ⬡ Local trends from previous surveys in 2010, 2013, and 2016



- ⬡ **COMMUNITY LIVABILITY REPORT**
- ⬡ **SUPPLEMENTAL ONLINE SURVEY RESULTS**
- ⬡ **TRENDS OVER TIME**
- ⬡ **TECHNICAL APPENDICES**




FIGURE 1: QUALITY OF FACETS OF LIVABILITY- SUMMARY

Percent excellent or good	Comparison to benchmark	Change 2016 to 2020	2020 rating
Overall economic health of Tualatin	↔	↔	83%
Overall quality of the transportation system in Tualatin	↓	↔	60%
Overall design or layout of Tualatin's residential and commercial areas	↔	↔	61%
Overall quality of the utility infrastructure in Tualatin	↔	*	85%
Overall feeling of safety in Tualatin	↔	↔	86%
Overall quality of natural environment in Tualatin	↑	↔	91%
Overall quality of parks and recreation opportunities	↔	*	89%
Overall health and wellness opportunities in Tualatin	↔	↔	81%
Overall opportunities for education, culture, and the arts	↔	↓	61%
Residents' connection and engagement with their community	↔	*	62%




FIGURE 2: IMPORTANCE OF FACETS OF LIVABILITY- SUMMARY

Percent essential or very important	Comparison to benchmark	Change 2016 to 2020	2020 rating
Overall economic health of Tualatin	↔	↔	91%
Overall quality of the transportation system in Tualatin	↔	↓	85%
Overall design or layout of Tualatin's residential and commercial areas	↔	↔	75%
Overall quality of the utility infrastructure in Tualatin	↔	*	83%
Overall feeling of safety in Tualatin	↔	↔	89%
Overall quality of natural environment in Tualatin	↔	↔	87%
Overall quality of parks and recreation opportunities	↔	*	83%
Overall health and wellness opportunities in Tualatin	↔	↑	76%
Overall opportunities for education, culture, and the arts	↓	↔	69%
Residents' connection and engagement with their community	↓↓	↓	64%

- Quality of life is high
- Residents value city services
- Trust in government is high
- Tualatin Moving Forward is having an impact
- CERT is having an impact
- Tualatin is a safe and welcoming community
- Tualatin is a clean and attractive place that values the natural environment
- Housing and the economy are major concerns

KEY TAKEAWAYS

Quality of life in Tualatin is high

92% Rate Tualatin as an excellent/good PLACE TO LIVE

92% Would RECOMMEND LIVING in Tualatin

90% Rate Tualatin as a an excellent/good PLACE TO RAISE CHILDREN

86% Rate their NEIGHBORHOOD as an excellent/good place to live

88% Rate the overall QUALITY OF LIFE as excellent/good





Residents value City Services

87% Rate the CUSTOMER SERVICE provided by City employees as excellent/good

84% Rate the QUALITY OF SERVICES provided by the City as excellent/good

78% Rate the PUBLIC INFORMATION SERVICES as excellent/good

95%
LIBRARY

88%
CITY PARKS

87%
STORMWATER

91%
SEWER

88%
DRINKING
WATER

66%
STREET
REPAIR

81%
UTILITY
BILLING

Trust in Tualatin City Government is high

72% Say the City is excellent/good at generally ACTING IN THE BEST INTEREST OF THE COMMUNITY

77% Say the City is excellent/good at BEING HONEST

77% Say the City is excellent/good at TREATING ALL RESIDENTS FAIRLY

82% Say the City is excellent/good at TREATING ALL RESIDENTS WITH RESPECT





Tualatin Moving Forward is having an impact

30% Rate TRAFFIC FLOW ON MAJOR STREETS as excellent/good (+14% from 2016)

56% Rate EASE OF TRAVEL BY CAR as excellent/good (+16% from 2016)

80% Rate EASE OF WALKING as excellent/good

60% Rate the OVERALL QUALITY of the transportation system as excellent/good (+6% from 2016)



CERT is having an impact

71% Say the City's EMERGENCY PREPAREDNESS is excellent/good

84% Feel very safe or somewhat SAFE FROM FIRE, FLOOD, OR OTHER NATURAL DISASTER



Tualatin is a safe and welcoming community

97% Feel very/somewhat SAFE IN THEIR NEIGHBORHOOD during the day

95% Feel very/somewhat SAFE IN DOWNTOWN during the day

87% Rate POLICE SERVICES as excellent/good

78% Say Tualatin does an excellent/good job at MAKING ALL RESIDENTS FEEL WELCOME

70% Say Tualatin is excellent/good at VALUING/RESPECTING RESIDENTS FROM DIVERSE BACKGROUNDS



Tualatin is a clean and attractive place that values the environment

85% Rate Tualatin's CLEANLINESS as excellent/good

84% Rate STREET CLEANING as excellent/good

86% Rate the AIR QUALITY as excellent/good

81% Rate the OVERALL APPEARANCE as excellent/good

91% Rate the overall quality of the NATURAL ENVIRONMENT as excellent/good

78% Rate the PRESERVATION OF NATURAL AREAS as excellent/good

Housing is top of mind

58% Say they are NOT experiencing HOUSING COSTS STRESS (42% say they are)

53% Say the VARIETY OF HOUSING in Tualatin is excellent/good

31% Say the availability of AFFORDABLE QUALITY HOUSING in Tualatin is excellent/good


As is the economy

18% Think the economy will have a POSITIVE IMPACT on their income

40% Say the COST OF LIVING is excellent/good

83% Rank the OVERALL ECONOMIC HEALTH of Tualatin is excellent/good



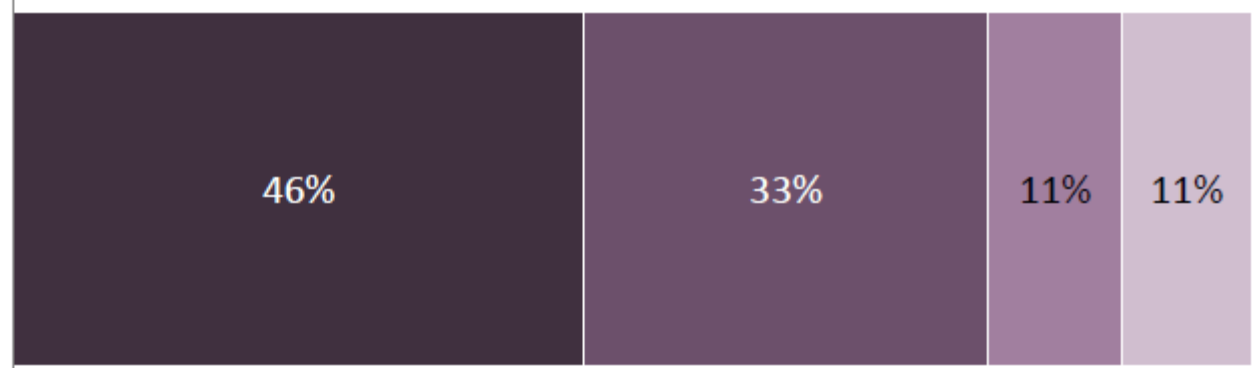


PARKS FUNDING

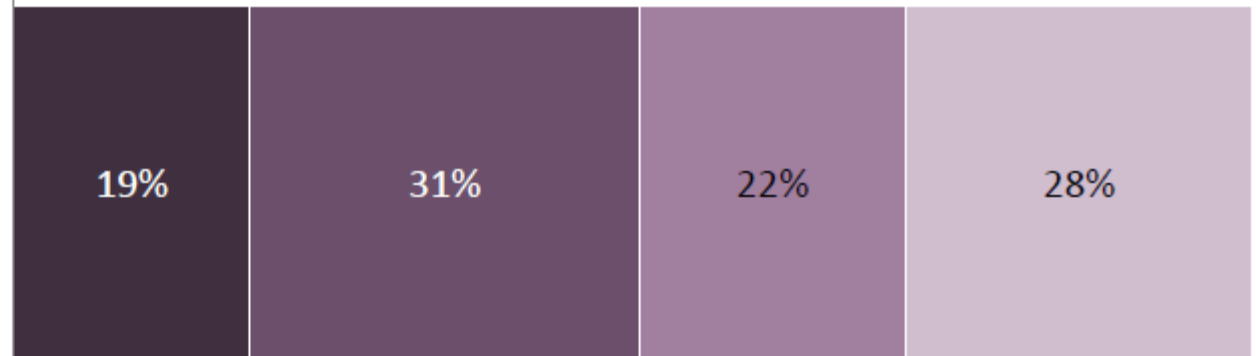
2020 Tualatin Community Survey

■ Strongly support ■ Somewhat support ■ Somewhat oppose ■ Strongly oppose

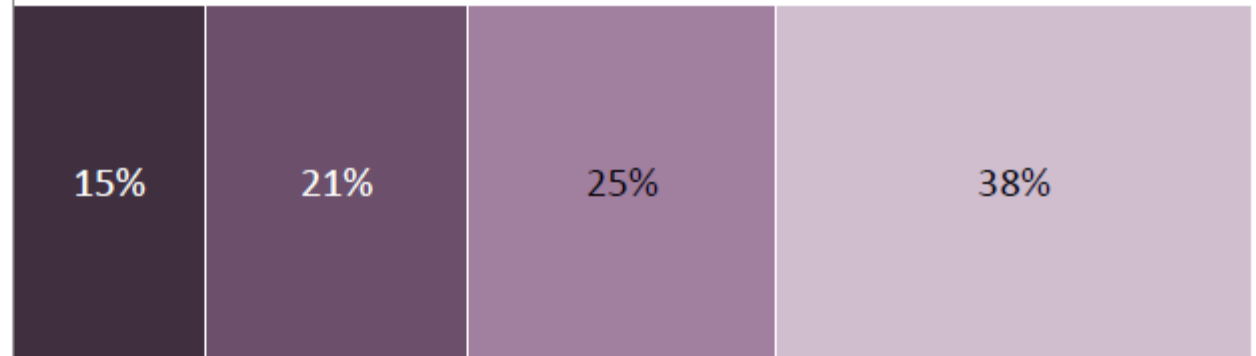
Develop a proposal for a property tax levy or bond for maintaining our parks amenities and then place the question on the ballot for voters to decide



Add a fee to each utility bill, with the amount to be determined and approved by City Council, to pay for maintaining our parks amenities

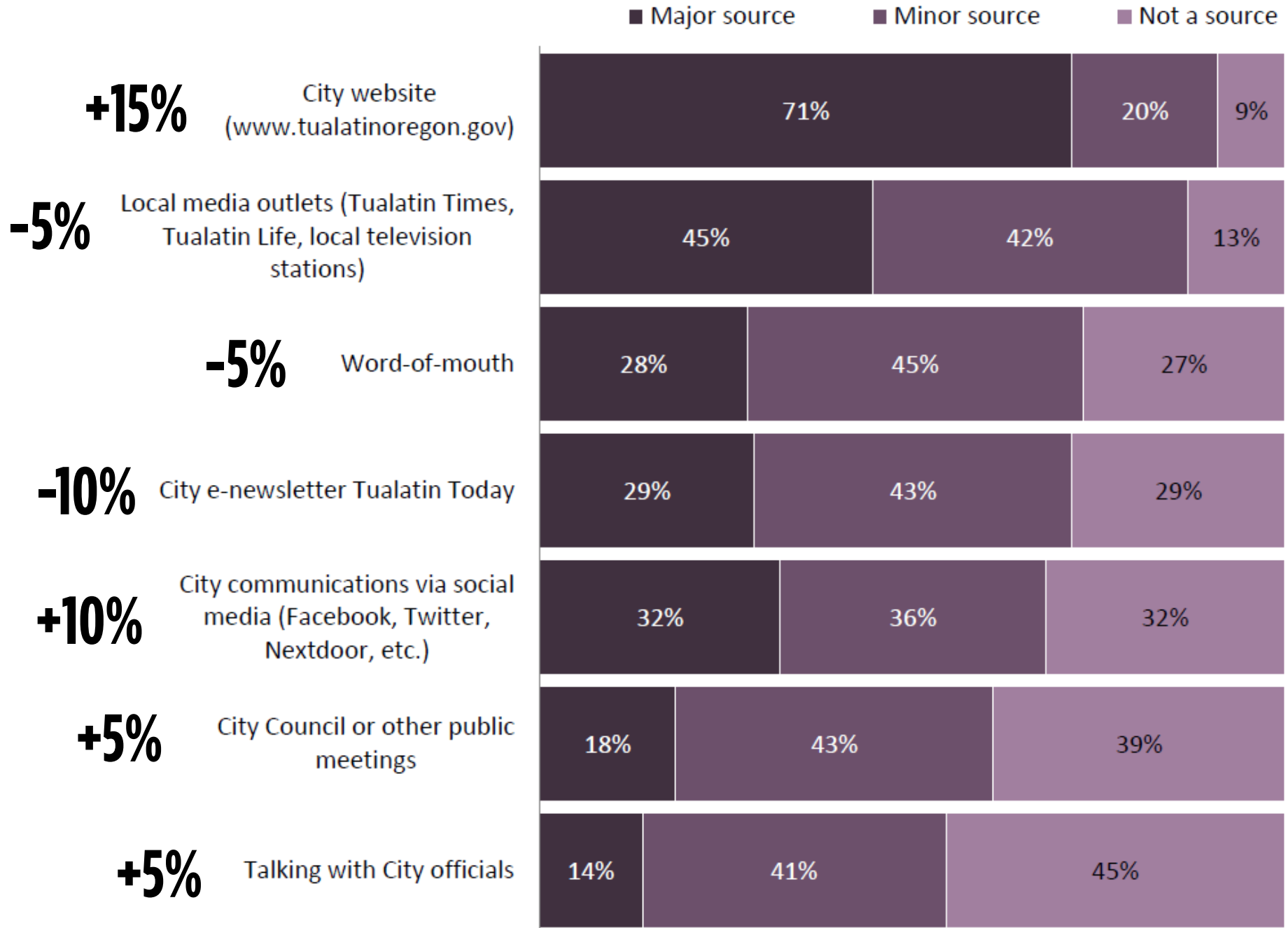


Do not ask property owners or utility rate payers to pay more even if it means reducing or removing amenities



SOURCES OF CITY INFO

2020 Tualatin Community Survey





COMMENTS, QUESTIONS, & NEXT STEPS