



Washington County

Supporting Housing Services

City of Tualatin

March 22, 2021

Department of Housing Services

co.washington.or.us



Agenda



- Review Supportive Housing Services measure and program
- Review Washington County implementation readiness
- Provide time for questions and feedback



SHS measure background



- Approved by voters on May 19, 2020 with 58% support
- Built and championed by a broad regional coalition of business and community leaders
- Scaled to end chronic homelessness regionally, in partnership with Clackamas and Multnomah Counties
- Largest per capita investment to address homelessness in the nation



SHS revenue



- Program funded by 1% tax on taxable income of more than \$125,000 (individuals) / \$200,000 (couples filing jointly)
- 1% tax on profits from businesses with gross receipts of more than \$5 million
- Estimated to generate more than \$200 million per year
- Washington County anticipates \$38 million in Year 1, annual revenue estimated to be \$75 million by Year 3



SHS measure distribution



Distribution to County Implementors:

- Multnomah County — 45.33%
- Washington County — 33.33%
- Clackamas County — 21.33%

Metro keeps only tax collection and administration



SHS measure accountability



- Local advisory bodies
- Local implementation plans
- Regional oversight committee
- Tri-county advisory structure



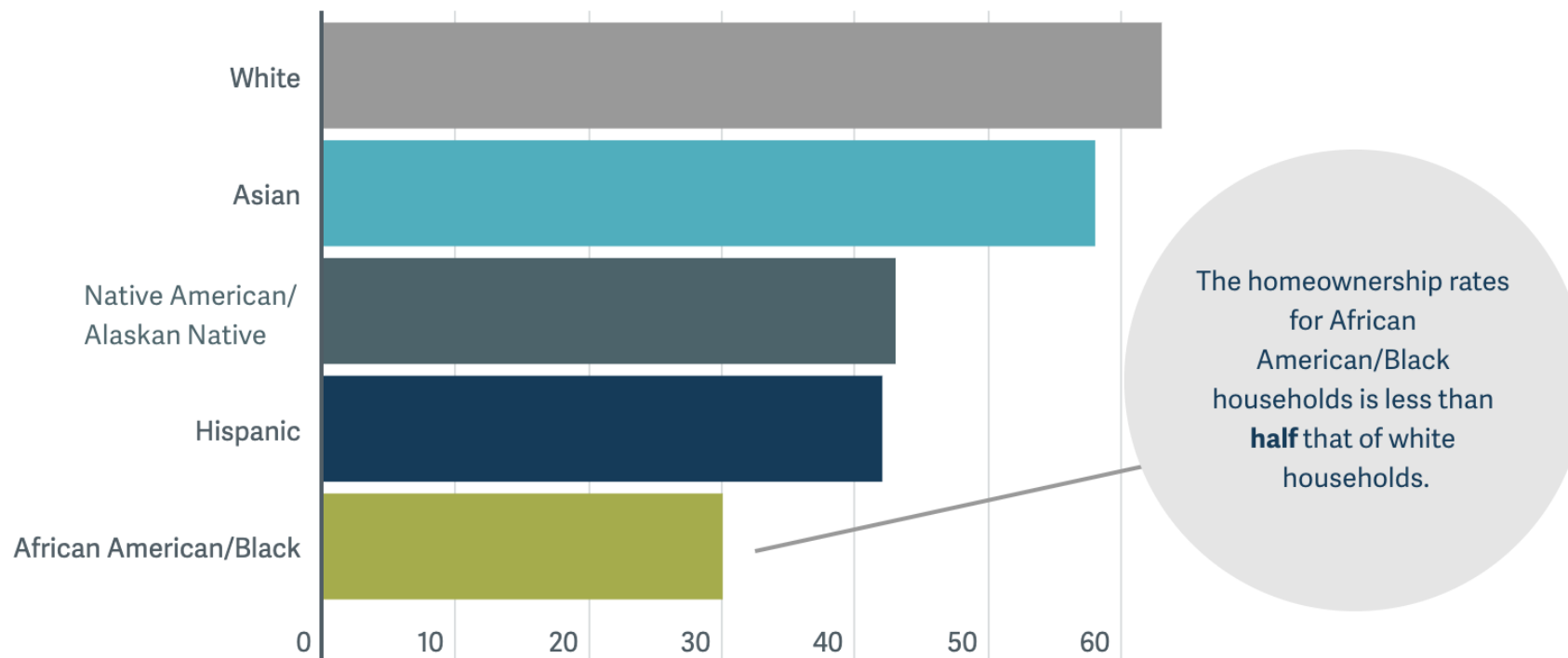
Prioritizing communities in need



- People with disabilities experiencing, or at risk of, prolonged homelessness, and with extremely low incomes (priority population A)
- People experiencing episodic homelessness or at risk of homelessness (priority population B)
- Measure designed to lead with race. Black, Indigenous, and People of Color (BIPOC) communities are disproportionately impacted

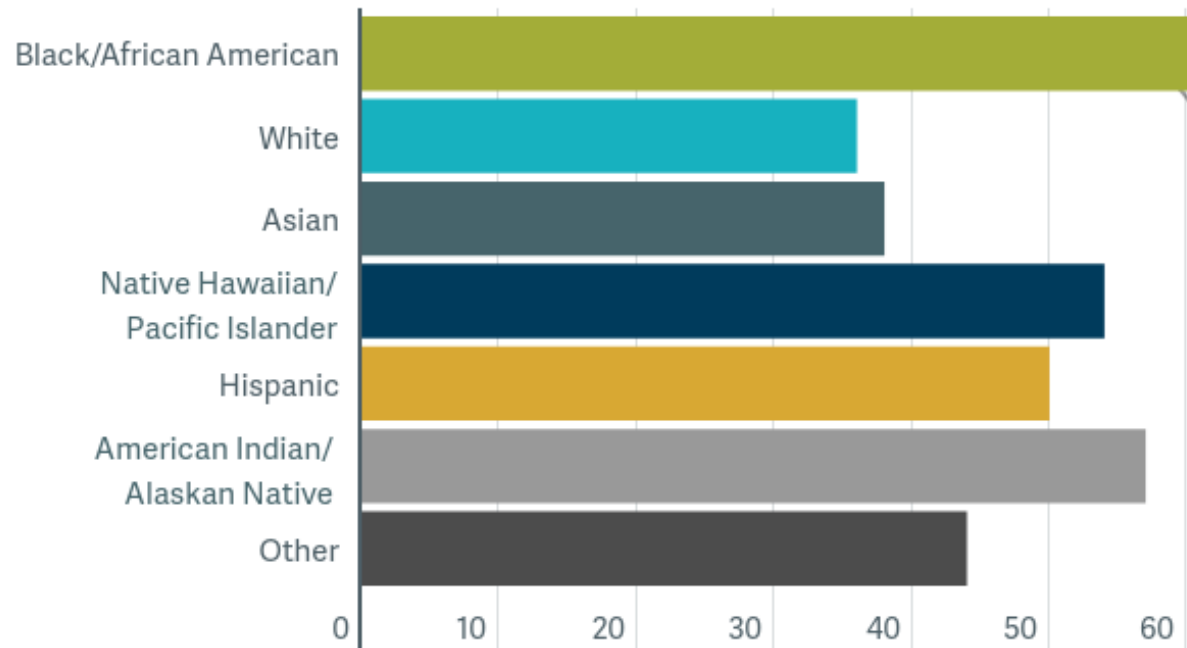


Homeownership and race





Renter cost burden and race



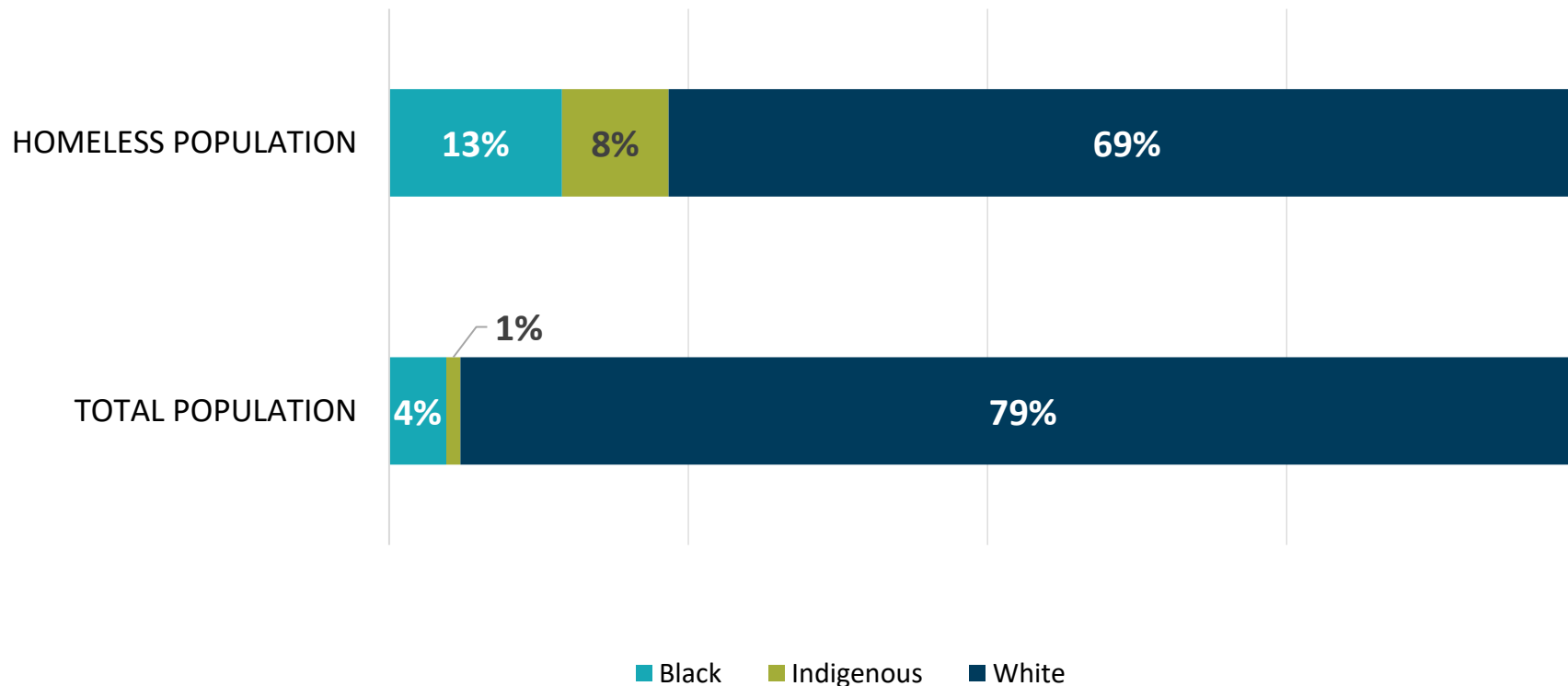
About **40 percent** of black families pay more than half of their income on rent, compared to just **24 percent** of white families.



Homelessness and race



Black and Indigenous people make up 5% of the total population but comprise over 20% of homeless population.





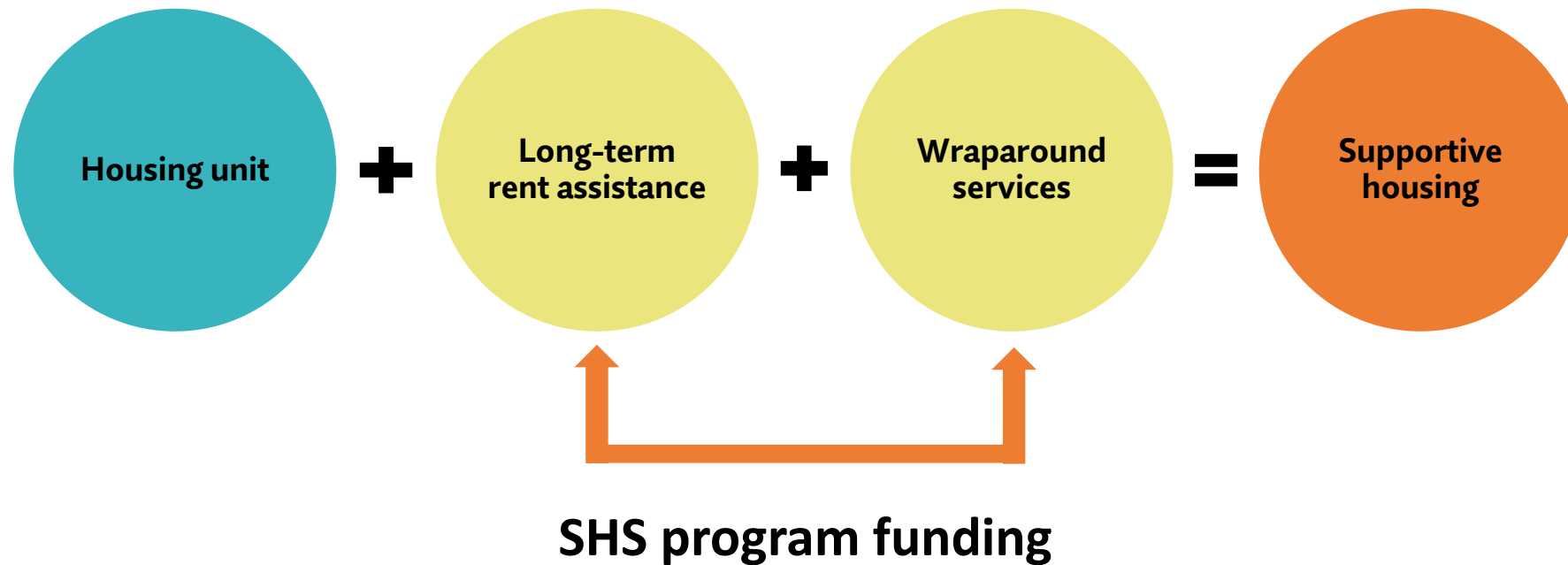
Services provided



- Housing services: Long-term rent assistance, and other emergency or short-term housing interventions
- Support services: Housing case management, mental healthcare, addiction and recovery services, employment supports, peer supports, and more as needed



The supportive housing equation





SHS implementation timeline



- LIP advisory committee convened
- Broad community engagement
- Tri-County coordination begins


- LIP draft finalized
- Board considers draft
- Metro reviews approved draft
- IGA development begins
- Services provider engagement and RFP

Summer




- Voters approve SHS measure
- Metro convenes regional stakeholder body

Fall




Winter | 2021




- LIP advisory body expanded
- LIP drafting review begins
- Program development begins

Spring



- IGA completed
- SHS funding and programs begin
- Tri-County advisory body formation begins

Summer





Local Implementation Plan (LIP)



- Developed in partnership with stakeholders, community
- Approved by Board and Metro Council
- Ten required elements include:
 - Analysis of current system unmet needs
 - Analysis of racial disparities and strategies to advance equity
 - Regional commitments to priorities, coordination, and outcome metrics
 - Planned programmatic investments and outcome goals



Implementation working groups



- Regional Long Term Rental Assistance and unit capacity
- Shelter capacity for Washington County
- Service provider network development
- Data management and coordinated entry systems
- County and City staff coordination



Planned investments



6 categories of investments:

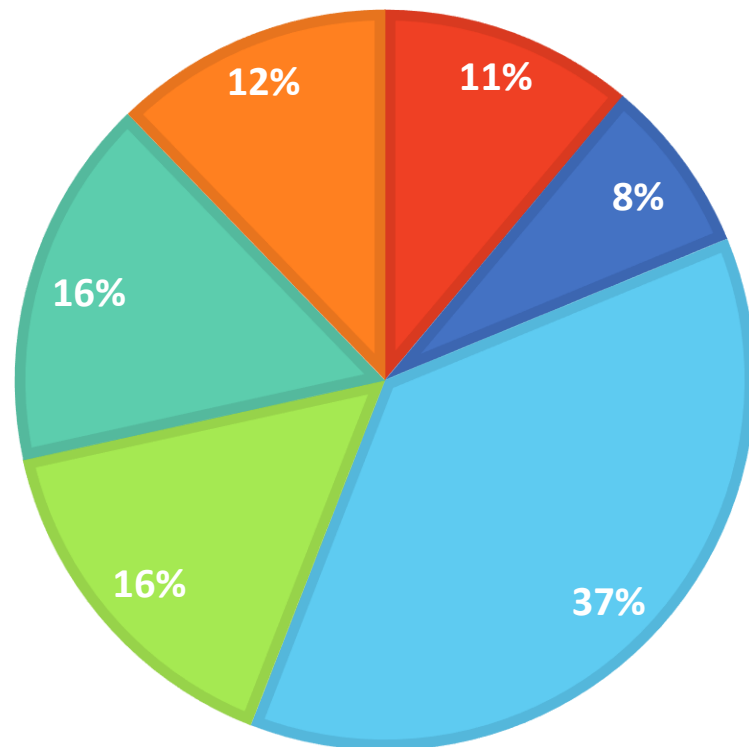
- Shelter and transitional Housing
- Outreach and navigation services
- Housing barrier costs and short-term rent assistance
- Regional long-term rent assistance (RLRA)
- Supportive services
- System of care capacity building



Planned investments



Year One Investments by Program Type



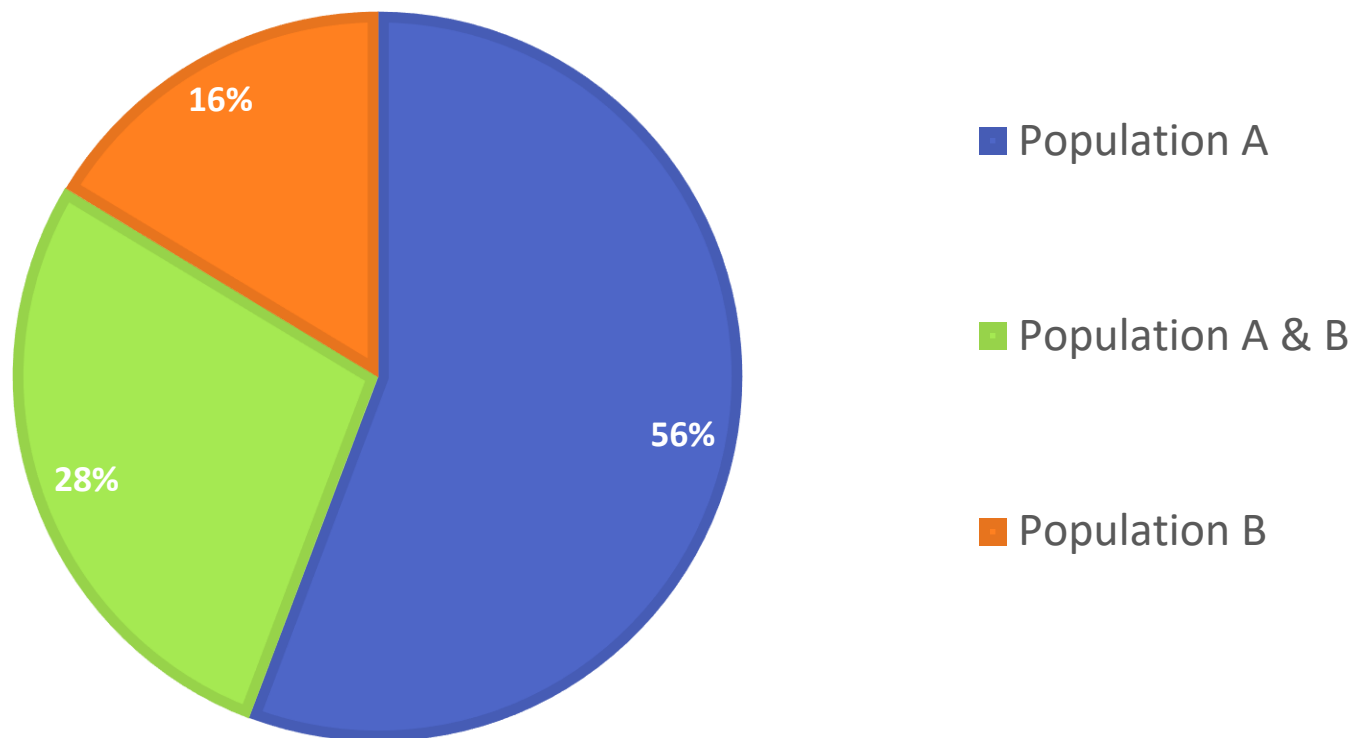
- Housing Placement and Short Term Rent Assistance
- Outreach and Navigation Services
- Regional Long Term Rent Assistance
- Shelter and Transitional Housing
- Supportive Services
- System of Care Capacity Building



Planned investments



Investments by Priority Population





Program goals



Year 1 outcome goals:

- 500 supportive housing placements
- 500 additional households achieve housing stability
- 100 year-round shelter beds added to current capacity
- Capacity building underway for a culturally specific network
- Measurable goals that demonstrate equitable outcomes



Next steps



- LIP public comment period March 10th – 24th
- LIP approval with County Board of Commissioners - April 6th
- Public solicitation for service providers (RFQ)
- Metro LIP approval and IGA execution
- Systems and culturally specific capacity-building
- Program implementation begins - July 1st



Questions for discussion



- How would your city like to support or participate in SHS programs?
- What housing and homeless programs does your City provide that you want to make sure we should know about?