



RESOLUTION No. 22-390

OF THE BOARD OF SUPERVISORS OF THE COUNTY OF NEVADA

RESOLUTION ADOPTING THE CERTIFIED STATEMENT OF VOTES CAST AT THE CALIFORNIA STATEWIDE DIRECT PRIMARY ELECTION HELD ON JUNE 7, 2022 IN THE COUNTY OF NEVADA AS CERTIFIED BY THE COUNTY CLERK-RECORDER/REGISTRAR OF VOTERS.

WHEREAS, California Elections Code § 15372 requires the Nevada County Clerk-Recorder/Registrar of Voters to prepare a certified statement of election results within the county and submit it to the Board of Supervisors; and

WHEREAS, the Nevada County Clerk-Recorder/Registrar of Voters did canvass the returns of the June 7, 2022 California Statewide Direct Primary Election, and has certified the results of the votes cast at said election, which are attached as Exhibit A and incorporated by reference; and

WHEREAS California Elections Code § 15400 provides that the Board of Supervisors shall declare elected to each office voted on at each election under its jurisdiction the person who receives a majority of all ballots cast for candidates for that office and shall also declare the results of each election under its jurisdiction as to each measure voted on at the election.

NOW, THEREFORE, BE IT RESOLVED that the Nevada County Clerk-Recorder/Registrar of Voters has certified the following results:

Nevada County Superintendent of Schools
Scott Lay

Placer County Superintendent of Schools
Gayle Garbolino-Mojica

County Supervisor, District 4
Susan Hoek

Assessor
Rolf Kleinhans

Auditor-Controller
Rob Tribble

Clerk-Recorder/Registrar of Voters
Natalie Adona

District Attorney
Jesse Wilson

Sheriff/Coroner/Public Administrator
Shannan Moon

Treasurer/Tax Collector
Tina Vernon

Member, Nevada City Council
Lou Ceci
Adam Kline

Measure U
Yes

PASSED AND ADOPTED by the Board of Supervisors of the County of Nevada at a regular meeting of said Board, held on the 12th day of July, 2022, by the following vote of said Board:

Ayes: Supervisors Heidi Hall, Edward Scofield, Dan Miller, Susan K. Hoek and Hardy Bullock.

Noes: None.

Absent: None.

Abstain: None.

ATTEST:

JULIE PATTERSON HUNTER
Clerk of the Board of Supervisors

By: 


Susan K. Hoek, Chair

7/12/2022 cc: Elections*

Cumulative Results Report

COUNTY OF NEVADA

Official Results

Official Results

JUNE 7, 2022 STATEWIDE DIRECT PRIMARY

Registered Voters
37990 of 75368 = 50.41%

Precincts Reporting
78 of 78 = 100.00%

Run Time 2:44 PM
Run Date 06/29/2022

6/7/2022

Page 1

Governor - Vote for ONE

Choice	Party	Absentee Voting		Early Voting		Election Day Voting		Provisional		Total	
MICHAEL SHELLENBERGER		1,004	2.84%	16	4.36%	67	4.59%	4	5.19%	1,091	2.92%
FREDERIC C. SCHULTZ		85	0.24%	1	0.27%	7	0.48%	0	0.00%	93	0.25%
WOODROW "WOODY" SANDERS III		138	0.39%	3	0.82%	8	0.55%	1	1.30%	150	0.40%
REINETTE SENUM		873	2.47%	16	4.36%	141	9.66%	5	6.49%	1,035	2.77%
LONNIE SORTOR		110	0.31%	4	1.09%	25	1.71%	0	0.00%	139	0.37%
ARMANDO "MANDO" PEREZ-SERRATO		86	0.24%	1	0.27%	5	0.34%	0	0.00%	92	0.25%
JAMES G. HANINK		31	0.09%	1	0.27%	2	0.14%	0	0.00%	34	0.09%
SHAWN COLLINS		462	1.30%	13	3.54%	44	3.02%	3	3.90%	522	1.40%
HEATHER COLLINS		137	0.39%	2	0.54%	10	0.69%	0	0.00%	149	0.40%
ANTHONY "TONY" FANARA		57	0.16%	0	0.00%	2	0.14%	0	0.00%	59	0.16%
SERGE FIANKAN		23	0.06%	0	0.00%	1	0.07%	0	0.00%	24	0.06%
LUIS JAVIER RODRIGUEZ		365	1.03%	0	0.00%	15	1.03%	0	0.00%	380	1.02%
LEO S. ZACKY		245	0.69%	2	0.54%	12	0.82%	1	1.30%	260	0.70%
BRADLEY ZINK		9	0.03%	0	0.00%	1	0.07%	0	0.00%	10	0.03%
JENNY RAE LE ROUX		346	0.98%	6	1.63%	18	1.23%	1	1.30%	371	0.99%
DAVID LOZANO		69	0.19%	0	0.00%	2	0.14%	0	0.00%	71	0.19%
RONALD A. ANDERSON		102	0.29%	0	0.00%	5	0.34%	1	1.30%	108	0.29%
GAVIN NEWSOM		18,004	50.85%	119	32.43%	263	18.03%	33	42.86%	18,419	49.37%
ROBERT C. NEWMAN II		132	0.37%	1	0.27%	9	0.62%	0	0.00%	142	0.38%
BRIAN DAHLE		12,105	34.19%	147	40.05%	655	44.89%	23	29.87%	12,930	34.66%
JOEL VENTRESCA		310	0.88%	4	1.09%	3	0.21%	2	2.60%	319	0.86%
MAJOR WILLIAMS		173	0.49%	1	0.27%	13	0.89%	0	0.00%	187	0.50%
RON JONES		72	0.20%	0	0.00%	4	0.27%	1	1.30%	77	0.21%
ANTHONY TRIMINO		392	1.11%	27	7.36%	128	8.77%	2	2.60%	549	1.47%
DANIEL R. MERCURI		51	0.14%	3	0.82%	17	1.17%	0	0.00%	71	0.19%
CRISTIAN RAUL MORALES		25	0.07%	0	0.00%	2	0.14%	0	0.00%	27	0.07%
Gurinder Bhango (W)		0	0.00%	0	0.00%	0	0.00%	0	0.00%	0	0.00%

Cumulative Results Report

Official Results

Run Time 2:44 PM
Run Date 06/29/2022

COUNTY OF NEVADA

JUNE 7, 2022 STATEWIDE DIRECT PRIMARY

6/7/2022

Page 2

Official Results

Registered Voters
37990 of 75368 = 50.41%

Precincts Reporting
78 of 78 = 100.00%

Governor - Vote for ONE

Choice	Party	Absentee Voting		Early Voting		Election Day Voting		Provisional		Total	
Jeff Scott (W)		0	0.00%	0	0.00%	0	0.00%	0	0.00%	0	0.00%
Cast Votes:		35,406	100.00%	367	100.00%	1,459	100.00%	77	100.00%	37,309	100.00%
Undervotes:		652		2		8		2		664	
Overvotes:		0		2		15		0		17	

Lieutenant Governor - Vote for ONE

Choice	Party	Absentee Voting		Early Voting		Election Day Voting		Provisional		Total	
CLINT W. SAUNDERS		1,840	5.45%	22	6.09%	167	11.79%	5	6.41%	2,034	5.71%
WILLIAM CAVETT "SKEE" SAACKÉ		544	1.61%	5	1.39%	27	1.91%	3	3.85%	579	1.62%
DAVID HILLBERG		433	1.28%	13	3.60%	69	4.87%	5	6.41%	520	1.46%
ANGELA E. UNDERWOOD JACOBS		7,828	23.17%	123	34.07%	464	32.77%	18	23.08%	8,433	23.66%
DAVID FENNELL		4,485	13.28%	73	20.22%	378	26.69%	13	16.67%	4,949	13.89%
ELENI KOUNALAKIS		17,573	52.02%	114	31.58%	269	19.00%	31	39.74%	17,987	50.47%
MOHAMMAD ARIF		417	1.23%	2	0.55%	24	1.69%	2	2.56%	445	1.25%
JEFFREY HIGHBEAR MORGAN		662	1.96%	9	2.49%	18	1.27%	1	1.28%	690	1.94%
James Orlando Ogle (W)		0	0.00%	0	0.00%	0	0.00%	0	0.00%	0	0.00%
Cast Votes:		33,782	100.00%	361	100.00%	1,416	100.00%	78	100.00%	35,637	100.00%
Undervotes:		2,276		9		64		1		2,350	
Overvotes:		0		1		2		0		3	

Cumulative Results Report

COUNTY OF NEVADA

Official Results

Official Results

JUNE 7, 2022 STATEWIDE DIRECT PRIMARY

Registered Voters

37990 of 75368 = 50.41%

Precincts Reporting

78 of 78 = 100.00%

Run Time 2:44 PM
Run Date 06/29/2022

6/7/2022

Page 3

Secretary of State - Vote for ONE

Choice	Party	Absentee Voting		Early Voting		Election Day Voting		Provisional		Total	
JAMES "JW" PAINE		2,482	7.30%	30	8.31%	239	16.70%	6	7.89%	2,757	7.68%
RACHEL HAMM		4,271	12.56%	97	26.87%	430	30.05%	13	17.11%	4,811	13.41%
MATTHEW D. CINQUANTA		339	1.00%	6	1.66%	57	3.98%	5	6.58%	407	1.13%
RAUL RODRIGUEZ JR.		577	1.70%	14	3.88%	57	3.98%	3	3.95%	651	1.81%
GARY N. BLENNER		793	2.33%	7	1.94%	43	3.00%	0	0.00%	843	2.35%
ROB BERNOSKY		6,381	18.76%	81	22.44%	289	20.20%	13	17.11%	6,764	18.85%
SHIRLEY N. WEBER		19,170	56.36%	126	34.90%	316	22.08%	36	47.37%	19,648	54.76%
Desmond A Silveira (W)		0	0.00%	0	0.00%	0	0.00%	0	0.00%	0	0.00%
Cast Votes:		34,013	100.00%	361	100.00%	1,431	100.00%	76	100.00%	35,881	100.00%
Undervotes:		2,045		10		49		3		2,107	
Overvotes:		0		0		2		0		2	

Controller - Vote for ONE

Choice	Party	Absentee Voting		Early Voting		Election Day Voting		Provisional		Total	
LANHEE CHEN		14,370	41.88%	226	62.60%	1,063	74.44%	40	53.33%	15,699	43.40%
MALIA M. COHEN		8,217	23.95%	58	16.07%	130	9.10%	16	21.33%	8,421	23.28%
STEVE GLAZER		2,915	8.50%	20	5.54%	54	3.78%	7	9.33%	2,996	8.28%
RON GALPERIN		2,189	6.38%	17	4.71%	30	2.10%	3	4.00%	2,239	6.19%
YVONNE YIU		5,492	16.01%	29	8.03%	93	6.51%	7	9.33%	5,621	15.54%
LAURA WELLS		1,129	3.29%	11	3.05%	58	4.06%	2	2.67%	1,200	3.32%
Cast Votes:		34,312	100.00%	361	100.00%	1,428	100.00%	75	100.00%	36,176	100.00%
Undervotes:		1,746		10		51		4		1,811	
Overvotes:		0		0		3		0		3	

Cumulative Results Report**COUNTY OF NEVADA****Official Results**

Official Results

JUNE 7, 2022 STATEWIDE DIRECT PRIMARY

Registered Voters
37990 of 75368 = 50.41%Precincts Reporting
78 of 78 = 100.00%Run Time 2:44 PM
Run Date 06/29/2022

6/7/2022

Page 4

Treasurer - Vote for ONE

Choice	Party	Absentee Voting		Early Voting		Election Day Voting		Provisional		Total	
JACK M. GUERRERO		9,243	27.08%	151	42.30%	743	52.43%	34	44.16%	10,171	28.27%
MEGHANN ADAMS		755	2.21%	11	3.08%	35	2.47%	2	2.60%	803	2.23%
ANDREW DO		5,340	15.65%	75	21.01%	326	23.01%	8	10.39%	5,749	15.98%
FIONA MA		18,790	55.06%	120	33.61%	313	22.09%	33	42.86%	19,256	53.52%
Cast Votes:		34,128	100.00%	357	100.00%	1,417	100.00%	77	100.00%	35,979	100.00%
Undervotes:		1,930		14		64		2		2,010	
Overvotes:		0		0		1		0		1	

Attorney General - Vote for ONE

Choice	Party	Absentee Voting		Early Voting		Election Day Voting		Provisional		Total	
ANNE MARIE SCHUBERT		3,760	10.85%	49	13.35%	146	10.19%	11	13.92%	3,966	10.86%
NATHAN HOCHMAN		6,612	19.08%	83	22.62%	378	26.38%	17	21.52%	7,090	19.41%
DAN KAPELOVITZ		780	2.25%	5	1.36%	50	3.49%	0	0.00%	835	2.29%
ROB BONTA		17,364	50.11%	116	31.61%	261	18.21%	32	40.51%	17,773	48.66%
ERIC EARLY		6,133	17.70%	114	31.06%	598	41.73%	19	24.05%	6,864	18.79%
Cast Votes:		34,649	100.00%	367	100.00%	1,433	100.00%	79	100.00%	36,528	100.00%
Undervotes:		1,409		4		46		0		1,459	
Overvotes:		0		0		3		0		3	

Cumulative Results Report**COUNTY OF NEVADA****Official Results**

Official Results

JUNE 7, 2022 STATEWIDE DIRECT PRIMARY

Registered Voters
37990 of 75368 = 50.41%Precincts Reporting
78 of 78 = 100.00%Run Time 2:44 PM
Run Date 06/29/2022

6/7/2022

Page 5

Insurance Commissioner - Vote for ONE

Choice	Party	Absentee Voting		Early Voting		Election Day Voting		Provisional		Total	
NATHALIE HRIZI		612	1.82%	10	2.80%	24	1.71%	0	0.00%	646	1.82%
ROBERT HOWELL		6,654	19.80%	114	31.93%	517	36.82%	19	25.68%	7,304	20.61%
GREG CONLON		5,890	17.53%	91	25.49%	400	28.49%	14	18.92%	6,395	18.05%
VERONIKA FIMBRES		673	2.00%	6	1.68%	36	2.56%	2	2.70%	717	2.02%
RICARDO LARA		11,531	34.32%	77	21.57%	175	12.46%	16	21.62%	11,799	33.30%
MARC LEVINE		5,670	16.88%	32	8.96%	89	6.34%	14	18.92%	5,805	16.38%
VINSON EUGENE ALLEN		1,661	4.94%	11	3.08%	64	4.56%	4	5.41%	1,740	4.91%
JASPER "JAY" JACKSON		340	1.01%	3	0.84%	5	0.36%	0	0.00%	348	0.98%
ROBERT J. MOLNAR		567	1.69%	13	3.64%	94	6.70%	5	6.76%	679	1.92%
Cast Votes:		33,598	100.00%	357	100.00%	1,404	100.00%	74	100.00%	35,433	100.00%
Undervotes:		2,460		14		77		5		2,556	
Overvotes:		0		0		1		0		1	

Board of Equalization Member District 1 - Vote for ONE

Choice	Party	Absentee Voting		Early Voting		Election Day Voting		Provisional		Total	
NADER SHAHATIT		3,835	11.62%	34	9.47%	76	5.46%	12	16.90%	3,957	11.36%
TED GAINES		15,278	46.27%	235	65.46%	1,080	77.59%	38	53.52%	16,631	47.74%
JOSE S. ALTAMIRANO		6,756	20.46%	40	11.14%	112	8.05%	6	8.45%	6,914	19.85%
BRADEN MURPHY		7,148	21.65%	50	13.93%	124	8.91%	15	21.13%	7,337	21.06%
Cast Votes:		33,017	100.00%	359	100.00%	1,392	100.00%	71	100.00%	34,839	100.00%
Undervotes:		3,041		12		88		8		3,149	
Overvotes:		0		0		2		0		2	

United States Senator (Full Term) - Vote for ONE

Choice	Party	Absentee Voting		Early Voting		Election Day Voting		Provisional		Total	
CHUCK SMITH		2,626	7.61%	37	10.39%	208	14.75%	13	17.11%	2,884	7.94%

Cumulative Results Report

Official Results

Run Time 2:44 PM
Run Date 06/29/2022

COUNTY OF NEVADA

JUNE 7, 2022 STATEWIDE DIRECT PRIMARY

6/7/2022

Page 6

Official Results

Registered Voters
37990 of 75368 = 50.41%

Precincts Reporting
78 of 78 = 100.00%

United States Senator (Full Term) - Vote for ONE

Choice	Party	Absentee Voting		Early Voting		Election Day Voting		Provisional		Total	
JOHN THOMPSON PARKER		351	1.02%	3	0.84%	9	0.64%	0	0.00%	363	1.00%
ALEX PADILLA		18,003	52.19%	115	32.30%	281	19.93%	31	40.79%	18,430	50.72%
ENRIQUE PETRIS		85	0.25%	2	0.56%	5	0.35%	0	0.00%	92	0.25%
OBAIDUL HUQ PIRJADA		79	0.23%	0	0.00%	6	0.43%	1	1.32%	86	0.24%
DOUGLAS HOWARD PIERCE		506	1.47%	8	2.25%	16	1.13%	0	0.00%	530	1.46%
MYRON L. HALL		264	0.77%	3	0.84%	13	0.92%	1	1.32%	281	0.77%
TIMOTHY J URSICH		175	0.51%	2	0.56%	1	0.07%	3	3.95%	181	0.50%
JAMES "HENK" CONN		248	0.72%	3	0.84%	9	0.64%	0	0.00%	260	0.72%
DON J. GRUNDMANN		66	0.19%	1	0.28%	7	0.50%	0	0.00%	74	0.20%
ELEANOR GARCIA		142	0.41%	1	0.28%	7	0.50%	0	0.00%	150	0.41%
ROBERT GEORGE LUCERO, JR		122	0.35%	4	1.12%	11	0.78%	1	1.32%	138	0.38%
SARAH SUN LIEW		206	0.60%	2	0.56%	12	0.85%	4	5.26%	224	0.62%
DAPHNE BRADFORD		120	0.35%	2	0.56%	0	0.00%	0	0.00%	122	0.34%
JAMES P. BRADLEY		789	2.29%	11	3.09%	49	3.48%	1	1.32%	850	2.34%
AKINYEMI AGBEDE		155	0.45%	3	0.84%	7	0.50%	0	0.00%	165	0.45%
JON ELIST		1,861	5.40%	24	6.74%	120	8.51%	4	5.26%	2,009	5.53%
PAMELA ELIZONDO		109	0.32%	0	0.00%	12	0.85%	0	0.00%	121	0.33%
DAN O'DOWD		114	0.33%	0	0.00%	5	0.35%	0	0.00%	119	0.33%
CORDIE WILLIAMS		1,366	3.96%	14	3.93%	144	10.21%	4	5.26%	1,528	4.21%
DEON D. JENKINS		13	0.04%	0	0.00%	0	0.00%	0	0.00%	13	0.04%
CARLOS GUILLERMO TAPIA		30	0.09%	0	0.00%	3	0.21%	0	0.00%	33	0.09%
MARK P. MEUSER		7,062	20.47%	121	33.99%	485	34.40%	13	17.11%	7,681	21.14%
Irene Ratliff (W)		0	0.00%	0	0.00%	0	0.00%	0	0.00%	0	0.00%
Lijun (Lily) Zhou (W)		0	0.00%	0	0.00%	0	0.00%	0	0.00%	0	0.00%
Marc Alexander Roth (W)		0	0.00%	0	0.00%	0	0.00%	0	0.00%	0	0.00%
Mark A. Ruzon (W)		0	0.00%	0	0.00%	0	0.00%	0	0.00%	0	0.00%
Cast Votes:		34,492	100.00%	356	100.00%	1,410	100.00%	76	100.00%	36,334	100.00%

Cumulative Results Report

COUNTY OF NEVADA

Official Results

Official Results

JUNE 7, 2022 STATEWIDE DIRECT PRIMARY

Registered Voters

37990 of 75368 = 50.41%

Precincts Reporting

78 of 78 = 100.00%

Run Time 2:44 PM
Run Date 06/29/2022

6/7/2022

Page 7

Undervotes:	1,558	5	33	3	1,599
Overvotes:	1	9	39	0	49

United States Senator (Partial/Unexpired Term) - Vote for ONE

Choice	Party	Absentee Voting		Early Voting		Election Day Voting		Provisional		Total	
ALEX PADILLA		17,923	52.09%	111	31.09%	292	20.67%	31	40.79%	18,357	50.63%
MYRON L. HALL		854	2.48%	9	2.52%	67	4.74%	2	2.63%	932	2.57%
TIMOTHY URSICH JR.		1,184	3.44%	12	3.36%	25	1.77%	2	2.63%	1,223	3.37%
DAPHNE BRADFORD		511	1.48%	7	1.96%	20	1.42%	1	1.32%	539	1.49%
JAMES P. BRADLEY		1,755	5.10%	25	7.00%	128	9.06%	8	10.53%	1,916	5.28%
JON ELIST		2,426	7.05%	35	9.80%	139	9.84%	6	7.89%	2,606	7.19%
DAN O'DOWD		375	1.09%	5	1.40%	8	0.57%	3	3.95%	391	1.08%
MARK P. MEUSER		9,382	27.26%	153	42.86%	734	51.95%	23	30.26%	10,292	28.39%
Irene Ratliff (W)		0	0.00%	0	0.00%	0	0.00%	0	0.00%	0	0.00%
John Thompson Parker (W)		1	0.00%	0	0.00%	0	0.00%	0	0.00%	1	0.00%
Cast Votes:		34,411	100.00%	357	100.00%	1,413	100.00%	76	100.00%	36,257	100.00%
Undervotes:		1,640		13		68		3		1,724	
Overvotes:		0		0		1		0		1	

Cumulative Results Report

Official Results

Run Time 2:44 PM
Run Date 06/29/2022**COUNTY OF NEVADA**

JUNE 7, 2022 STATEWIDE DIRECT PRIMARY

6/7/2022

Page 8

Official ResultsRegistered Voters
37990 of 75368 = 50.41%Precincts Reporting
78 of 78 = 100.00%**House of Representatives of the United States District 3 - Vote for ONE**

Choice	Party	Absentee Voting		Early Voting		Election Day Voting		Provisional		Total	
DAVID PETERSON		2,293	6.58%	19	5.15%	58	4.02%	6	7.69%	2,376	6.47%
KEVIN KILEY		10,546	30.28%	177	47.97%	785	54.36%	26	33.33%	11,534	31.41%
SCOTT JONES		4,788	13.75%	56	15.18%	323	22.37%	17	21.79%	5,184	14.12%
KERMIT JONES		17,200	49.39%	117	31.71%	278	19.25%	29	37.18%	17,624	48.00%
Cast Votes:		34,827	100.00%	369	100.00%	1,444	100.00%	78	100.00%	36,718	100.00%
Undervotes:		1,224		1		38		1		1,264	
Overvotes:		0		0		0		0		0	

State Senate District 4 - Vote for ONE

Choice	Party	Absentee Voting		Early Voting		Election Day Voting		Provisional		Total	
JEFF MCKAY		444	9.93%	10	21.28%	43	22.51%	1	9.09%	498	10.55%
STEVEN C BAILEY		304	6.80%	10	21.28%	37	19.37%	1	9.09%	352	7.46%
JOLENE REHANA DALY		61	1.36%	0	0.00%	9	4.71%	0	0.00%	70	1.48%
MICHAEL GORDON		39	0.87%	0	0.00%	4	2.09%	0	0.00%	43	0.91%
JACK GRIFFITH		89	1.99%	2	4.26%	8	4.19%	0	0.00%	99	2.10%
MARIE ALVARADO-GIL		1,351	30.21%	14	29.79%	37	19.37%	5	45.45%	1,407	29.80%
TIM ROBERTSON		1,889	42.24%	8	17.02%	32	16.75%	4	36.36%	1,933	40.94%
GEORGE RADANOVICH		295	6.60%	3	6.38%	21	10.99%	0	0.00%	319	6.76%
Cast Votes:		4,472	100.00%	47	100.00%	191	100.00%	11	100.00%	4,721	100.00%
Undervotes:		469		1		11		0		481	
Overvotes:		0		0		0		0		0	

Cumulative Results Report**COUNTY OF NEVADA****Official Results**

Official Results

JUNE 7, 2022 STATEWIDE DIRECT PRIMARY

Registered Voters

37990 of 75368 = 50.41%

Precincts Reporting

78 of 78 = 100.00%

Run Time 2:44 PM
Run Date 06/29/2022

6/7/2022

Page 9

State Assembly Member District 1 - Vote for ONE

Choice	Party	Absentee Voting		Early Voting		Election Day Voting		Provisional		Total	
JOSHUA BROWN		654	1.91%	8	2.20%	31	2.15%	0	0.00%	693	1.92%
BELLE STARR SANDWITH		16,667	48.76%	116	31.96%	280	19.46%	30	37.97%	17,093	47.39%
MEGAN DAHLE		12,785	37.40%	162	44.63%	815	56.64%	36	45.57%	13,798	38.26%
KELLY TANNER		4,078	11.93%	77	21.21%	313	21.75%	13	16.46%	4,481	12.42%
Cast Votes:		34,184	100.00%	363	100.00%	1,439	100.00%	79	100.00%	36,065	100.00%
Undervotes:		1,867		7		42		0		1,916	
Overvotes:		0		0		1		0		1	

Superintendent of Public Instruction - Vote for ONE

Choice	Party	Absentee Voting		Early Voting		Election Day Voting		Provisional		Total	
LANCE RAY CHRISTENSEN		5,730	18.63%	101	30.42%	420	33.73%	12	17.39%	6,263	19.33%
JOSEPH GUY CAMPBELL		1,376	4.47%	13	3.92%	90	7.23%	6	8.70%	1,485	4.58%
JIM GIBSON		1,635	5.32%	29	8.73%	217	17.43%	8	11.59%	1,889	5.83%
AINYE E. LONG		2,844	9.25%	29	8.73%	103	8.27%	13	18.84%	2,989	9.23%
MARCO AMARAL		2,224	7.23%	21	6.33%	74	5.94%	7	10.14%	2,326	7.18%
GEORGE YANG		2,361	7.68%	45	13.55%	134	10.76%	5	7.25%	2,545	7.85%
TONY K. THURMOND		14,585	47.42%	94	28.31%	207	16.63%	18	26.09%	14,904	46.00%
Cast Votes:		30,755	100.00%	332	100.00%	1,245	100.00%	69	100.00%	32,401	100.00%
Undervotes:		5,296		37		236		10		5,579	
Overvotes:		0		1		1		0		2	

Cumulative Results Report**COUNTY OF NEVADA****Official Results**

Official Results

JUNE 7, 2022 STATEWIDE DIRECT PRIMARY

Registered Voters
37990 of 75368 = 50.41%Run Time 2:44 PM
Run Date 06/29/2022

6/7/2022

Page 10

Precincts Reporting
78 of 78 = 100.00%**Nevada County Superintendent of Schools - Vote for ONE**

Choice	Party	Absentee Voting		Early Voting		Election Day Voting		Provisional		Total	
SCOTT LAY		21,579	100.00%	210	100.00%	702	100.00%	41	100.00%	22,532	100.00%
Cast Votes:		21,579	100.00%	210	100.00%	702	100.00%	41	100.00%	22,532	100.00%
Undervotes:		9,468		112		576		25		10,181	
Overvotes:		0		0		0		0		0	

Placer County Superintendent of Schools - Vote for ONE

Choice	Party	Absentee Voting		Early Voting		Election Day Voting		Provisional		Total	
GAYLE GARBOLINO-MOJICA		2,783	100.00%	23	100.00%	113	100.00%	7	100.00%	2,926	100.00%
Cast Votes:		2,783	100.00%	23	100.00%	113	100.00%	7	100.00%	2,926	100.00%
Undervotes:		2,221		25		91		6		2,343	
Overvotes:		0		0		0		0		0	

County Supervisor District 3 - Vote for ONE

Choice	Party	Absentee Voting		Early Voting		Election Day Voting		Provisional		Total	
PATTI INGRAM SPENCER		1,730	30.98%	26	38.24%	83	33.07%	2	20.00%	1,841	31.13%
LISA SWARTHOUT		2,769	49.58%	21	30.88%	68	27.09%	6	60.00%	2,864	48.43%
VALENTINA MASTERZ		1,086	19.44%	21	30.88%	100	39.84%	2	20.00%	1,209	20.44%
Cast Votes:		5,585	100.00%	68	100.00%	251	100.00%	10	100.00%	5,914	100.00%
Undervotes:		531		4		15		1		551	
Overvotes:		0		0		0		0		0	

Cumulative Results Report

COUNTY OF NEVADA

Official Results

Official Results

JUNE 7, 2022 STATEWIDE DIRECT PRIMARY

Registered Voters
37990 of 75368 = 50.41%

Precincts Reporting
78 of 78 = 100.00%

Run Time 2:44 PM
Run Date 06/29/2022

6/7/2022

Page 11

County Supervisor District 4 - Vote for ONE

Choice	Party	Absentee Voting		Early Voting		Election Day Voting		Provisional		Total	
SUSAN HOEK		5,754	83.69%	56	74.67%	197	60.99%	19	82.61%	6,026	82.59%
CALVIN CLARK		1,121	16.31%	19	25.33%	126	39.01%	4	17.39%	1,270	17.41%
Cast Votes:		6,875	100.00%	75	100.00%	323	100.00%	23	100.00%	7,296	100.00%
Undervotes:		799		4		32		2		837	
Overvotes:		0		0		0		0		0	

Assessor - Vote for ONE

Choice	Party	Absentee Voting		Early Voting		Election Day Voting		Provisional		Total	
ROLF KLEINHANS		21,074	71.94%	223	70.57%	854	71.17%	45	76.27%	22,196	71.91%
GERALD BUSHORE		8,219	28.06%	93	29.43%	346	28.83%	14	23.73%	8,672	28.09%
Cast Votes:		29,293	100.00%	316	100.00%	1,200	100.00%	59	100.00%	30,868	100.00%
Undervotes:		6,758		54		281		20		7,113	
Overvotes:		0		0		1		0		1	

Auditor-Controller - Vote for ONE

Choice	Party	Absentee Voting		Early Voting		Election Day Voting		Provisional		Total	
GINA WILL		13,563	46.29%	86	26.96%	298	24.37%	22	37.29%	13,969	45.21%
ROB TRIBBLE		15,734	53.71%	233	73.04%	925	75.63%	37	62.71%	16,929	54.79%
Cast Votes:		29,297	100.00%	319	100.00%	1,223	100.00%	59	100.00%	30,898	100.00%
Undervotes:		6,754		51		259		20		7,084	
Overvotes:		0		0		0		0		0	

Cumulative Results Report**COUNTY OF NEVADA****Official Results**

Official Results

JUNE 7, 2022 STATEWIDE DIRECT PRIMARY

Registered Voters

37990 of 75368 = 50.41%

Precincts Reporting

78 of 78 = 100.00%

Run Time 2:44 PM
Run Date 06/29/2022

6/7/2022

Page 12

Clerk-Recorder/Registrar of Voters - Vote for ONE

Choice	Party	Absentee Voting		Early Voting		Election Day Voting		Provisional		Total	
PAUL GILBERT		2,552	8.01%	42	11.97%	338	25.74%	10	14.71%	2,942	8.76%
NATALIE ADONA		22,121	69.45%	169	48.15%	471	35.87%	39	57.35%	22,800	67.89%
JASON TEDDER		7,180	22.54%	140	39.89%	504	38.39%	19	27.94%	7,843	23.35%
Cast Votes:		31,853	100.00%	351	100.00%	1,313	100.00%	68	100.00%	33,585	100.00%
Undervotes:		4,198		19		167		11		4,395	
Overvotes:		0		0		2		0		2	

District Attorney - Vote for ONE

Choice	Party	Absentee Voting		Early Voting		Election Day Voting		Provisional		Total	
JESSE WILSON		24,666	100.00%	246	100.00%	850	100.00%	47	100.00%	25,809	100.00%
Cast Votes:		24,666	100.00%	246	100.00%	850	100.00%	47	100.00%	25,809	100.00%
Undervotes:		11,385		124		631		32		12,172	
Overvotes:		0		0		1		0		1	

Sheriff/Coroner/Public Administrator - Vote for ONE

Choice	Party	Absentee Voting		Early Voting		Election Day Voting		Provisional		Total	
SHANNAN MOON		26,235	100.00%	257	100.00%	842	100.00%	52	100.00%	27,386	100.00%
Cast Votes:		26,235	100.00%	257	100.00%	842	100.00%	52	100.00%	27,386	100.00%
Undervotes:		9,816		112		638		27		10,593	
Overvotes:		0		1		2		0		3	

Cumulative Results Report**COUNTY OF NEVADA****Official Results**

Official Results

JUNE 7, 2022 STATEWIDE DIRECT PRIMARY

Registered Voters

37990 of 75368 = 50.41%

Precincts Reporting

78 of 78 = 100.00%

Run Time 2:44 PM
Run Date 06/29/2022

6/7/2022

Page 13

Treasurer/Tax Collector - Vote for ONE

Choice	Party	Absentee Voting		Early Voting		Election Day Voting		Provisional		Total	
TINA VERNON		27,217	100.00%	279	100.00%	957	100.00%	55	100.00%	28,508	100.00%
Cast Votes:		27,217	100.00%	279	100.00%	957	100.00%	55	100.00%	28,508	100.00%
Undervotes:		8,834		91		524		24		9,473	
Overvotes:		0		0		1		0		1	

Member, Nevada City City Council - Vote for no more than TWO

Choice	Party	Absentee Voting		Early Voting		Election Day Voting		Provisional		Total	
LOU CECI		712	30.69%	7	33.33%	22	30.56%	2	33.33%	743	30.72%
ADAM KLINE		826	35.60%	8	38.10%	26	36.11%	3	50.00%	863	35.68%
KEN MERDINGER		134	5.78%	1	4.76%	5	6.94%	0	0.00%	140	5.79%
ERIN MINETT		648	27.93%	5	23.81%	19	26.39%	1	16.67%	673	27.82%
Cast Votes:		2,320	100.00%	21	100.00%	72	100.00%	6	100.00%	2,419	100.00%
Undervotes:		474		9		18		2		503	
Overvotes:		0		0		0		0		0	

Measure U

Choice	Party	Absentee Voting		Early Voting		Election Day Voting		Provisional		Total	
YES		3,745	80.52%	29	63.04%	120	61.54%	7	63.64%	3,901	79.56%
NO		906	19.48%	17	36.96%	75	38.46%	4	36.36%	1,002	20.44%
Cast Votes:		4,651	100.00%	46	100.00%	195	100.00%	11	100.00%	4,903	100.00%
Undervotes:		123		0		4		0		127	
Overvotes:		0		0		0		0		0	

*** End of report ***

**HELP AMERICA VOTE ACT OF 2002
CERTIFICATION OF ELECTIONS OFFICIAL**

STATE OF CALIFORNIA

COUNTY OF Nevada

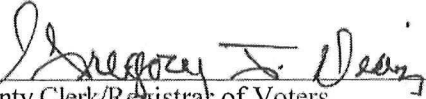
SS.

Pursuant to the statewide voter registration list requirements set forth in the Help America Vote Act of 2002 (HAVA) 52 U.S.C. § 21083),


I, Gregory J. Diaz, County Clerk/Registrar of Voters for the County of Nevada, State of California, hereby certify that I complied with all provisions of Chapter 2 of Division 7 of Title 2 of the California Code of Regulations for the Federal election held on the 7th day of June 2022, in the County of Nevada, State of California and all elections consolidated therewith.

I hereby set my hand and official seal this 29 day of June, 2022, at the County of Nevada





County Clerk/Registrar of Voters
County of Nevada
State of California



HAVA Certification of Elections Official
(6/2022)

**CERTIFICATION OF
COUNTY CLERK/REGISTRAR OF VOTERS OF THE
RESULTS OF THE CANVASS
OF THE JUNE 7, 2022,
PRIMARY ELECTION**

STATE OF CALIFORNIA

COUNTY OF Nevada


SS.

I, Gregory J. Diaz, County Clerk/Registrar of Voters of County
of Nevada, do hereby certify that, in pursuance of the provisions of Elections Code
section 15300, et seq., I did canvass the results of the votes cast in the Primary Election held in said
County on June 7, 2022, for measures and contests that were submitted to the vote of the voters, and
that the Statement of Votes Cast, to which this certificate is attached is full, true, and correct.

I hereby set my hand and official seal this 29 day of June, 2022, at the
County of Nevada



Gregory J. Diaz
County Clerk/Registrar of Voters
County of Nevada
State of California



Canvass Certification of Elections Official
(6/2022)

[Print Form](#)

Voting Technology Incident Reporting Form

Use the following form to report any voting technology incident that occurred during use. Voting technology incidents include, but are not limited to, issues such as paper jams, printing errors, or any defect, fault or failure pursuant to Election Code sections 19215 and 19290, and California Code of Regulations section 20161.

A. Election Official:

☒ No Incidents to Report

Jurisdiction

nevada

Name

kyle kenney

Title

Sr. Elections technician

Phone Number

5302651771

Email

kyle.kenney@co.nevada.ca.us

Reported to Vendor

Yes ☐

No ☐

B. Product Description:

Vendor Name

Type of Voting Technology

☐

Ballot Marking Device

☐

Ballot on Demand

☐

Central Scanner/Tabulator

☐

Precinct Tabulator

☐

RAVBM

☐

ePollbook

☐

Other

System Model

Hardware & Software Versions

Unit Serial Numbers

C. Description of Incident(s):

Date of Occurrence

Voting Location

Election Name

June 7, 2022 Direct Primary

Date of Election

Description of Each Incident. Attach Additional Sheets if Necessary.



Remote Accessible Vote by Mail (RAVBM) Reporting Form

Print Form

For any election that a California jurisdiction uses a remote accessible vote by mail system, the jurisdiction shall provide a report to the Secretary of State, within 30 calendar days of certifying the election results, listing the number of voters that used the system and all technical issues reported (if any), along with any mitigations.

A. Election Official:

Jurisdiction

nevada

Name

kyle kenney

Title

Sr. Elections technician

Contact Phone Number

5302651771

Contact Email

kyle.kenney@co.nevada.ca.us

B. Product Description:

RAVBM URL or Online Address

<https://sites.omniballot.us/06057/app/home>

Type of RAVBM



Democracy Live



LA County VSAP ISB



Dominion



Five Cedars Group

RAVBM Technical Assistance Telephone Number

206-482-8231

Number of Voters that Registered to use RAVBM

9

Number of Voters that Voted using the RAVBM

14

C. Description of RAVBM Usage:

Election Name

June 7, 2022 Direct Primary

Dates RAVBM was Available

4/21/22

Date of Election

June 7, 2022

Description of Technical Issues and Mitigations if Any.
Attach Additional Sheets if Necessary.

REPORT OF 1% MANUAL TALLY
[Elections Code section 15360]

County: nevada

Election: June 7, 2022 Direct Primary

Manual tally method used: ☒ One Part [section 15360(a)(1)]

☐ Two Part [section 15360(a)(2)]

Date and time notice provided (attach copy of the notice):

April 7, 2022

Internet website where additional information about the manual tally is posted, if applicable:

<https://www.nevadacountyca.gov/CivicAlerts.aspx?AID=4751>

Date and time the manual tally commenced, beginning with the random selection of precincts and batches (must be after the close of the polls on Election Day):

June 15, 2022 at 11AM

Date and time the manual tally finished:

6/27/2022 at 4PM

Estimated number of members of the public who observed the process:

3

Total number of ballots counted in this election (official canvass numbers):

Polling place / vote center ballots (including provisionals)	1932
Vote-by-mail ballots	330

Total number of ballots manually tallied:

Polling place / vote center ballots (including provisionals)	116
Vote-by-mail ballots	330

Precincts in the county for this election (attach list describing all precincts with the number of ballots in each, indicating whether ballots are polling place / vote center, vote-by-mail, or provisional):

Total number of precincts in the election	78
Total number of precincts selected for the manual tally	5

Batches of vote-by-mail or provisional ballots (attach list describing each batch with the number of ballots in each, indicating whether ballots are polling place / vote center, vote-by-mail, or provisional):

Total number of batches in the election	923
Total number of batches selected for the manual tally	8

Method used to choose precincts and batch of ballots to manually tally (include description of random selection method):

The consolidated precincts were randomly drawn from a bowl by audit staff. All batches are precinct specific. Once we pick precincts we choose the batch the correspond with that precinct.

attach additional pages if necessary

Description of any discrepancies noted (include details about each discrepancy and how each was resolved; also include anything unusual observed during the manual tally process or anything that may improve the manual tally process):

CP 34 In person voting scan reports showed 25 ballots for that consolidated precinct. Only 24 ballots were found during the one percent manual tally. This resulted in a 1 ballot discrepancy for in person voting for CP 34. At the time of writing this the missing ballot has not been found.

attach additional pages if necessary

This report is submitted pursuant to Elections Code section 15360(f).

Submitted on this date: 6/29/2022 by:

Elections Official Name: kyle kenney

Signature: 