



Town of Truckee - Account # [REDACTED]

MONTHLY ACCOUNT STATEMENT

MARCH 1, 2022 THROUGH MARCH 31, 2022

Chandler Team:

For questions about your account, please call (800) 317-4747,
or contact operations@chandlerasset.com

Custodian

Bank of New York Mellon
Lauren Dehner
(904) 645-1918

CHANDLER ASSET MANAGEMENT
chandlerasset.com

Information contained herein is confidential. We urge you to compare this statement to the one you receive from your qualified custodian. Please see Important Disclosures.



PORTFOLIO CHARACTERISTICS

Average Modified Duration	1.80
Average Coupon	1.28%
Average Purchase YTM	0.98%
Average Market YTM	2.06%
Average S&P/Moody Rating	AA+/Aa1
Average Final Maturity	2.00 yrs
Average Life	1.86 yrs

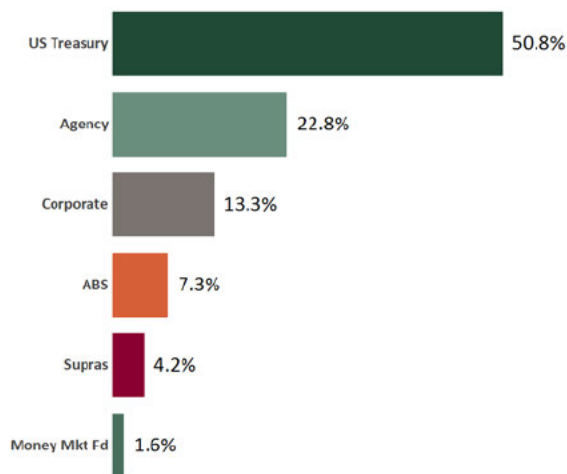
ACCOUNT SUMMARY

	Beg. Values as of 2/28/22	End Values as of 3/31/22
Market Value	34,097,334	33,713,015
Accrued Interest	107,264	85,871
Total Market Value	34,204,598	33,798,886
Income Earned	25,979	27,738
Cont/WD		-2,701
Par	34,239,482	34,314,202
Book Value	34,500,815	34,547,245
Cost Value	34,589,175	34,649,367

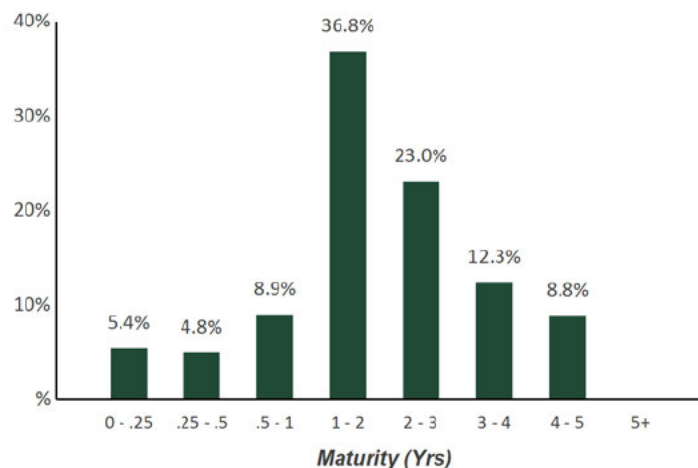
TOP ISSUERS

Government of United States	50.8%
Federal Home Loan Mortgage Corp	8.6%
Federal National Mortgage Assoc	8.1%
Federal Home Loan Bank	4.1%
Federal Farm Credit Bank	2.0%
Honda ABS	1.9%
Toyota ABS	1.8%
Intl Bank Recon and Development	1.7%
Total	79.0%

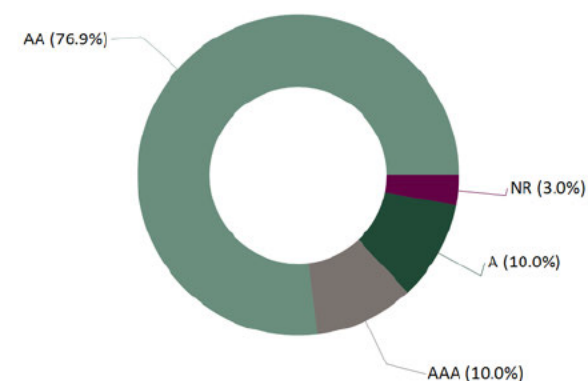
SECTOR ALLOCATION



MATURITY DISTRIBUTION



CREDIT QUALITY (S&P)



PERFORMANCE REVIEW

TOTAL RATE OF RETURN	1M	3M	YTD	1YR	Annualized				
					2YRS	3YRS	5YRS	10YRS	2/28/2005
Town of Truckee	-1.18%	-2.12%	-2.12%	-2.50%	-0.68%	1.07%	1.34%	1.11%	2.25%
ICE BofA 1-3 Yr US Treasury & Agency Index*	-1.33%	-2.35%	-2.35%	-2.83%	-1.30%	0.88%	1.08%	0.86%	2.00%
ICE BofA 1-3 Yr AAA-A US Corp & Govt Index	-1.31%	-2.36%	-2.36%	-2.80%	-0.94%	0.99%	1.22%	1.03%	2.09%

*ICE BofA 0-3 Yr Treasury Custom Index to 3/31/07

Statement of Compliance

As of March 31, 2022



Town of Truckee

Assets managed by Chandler Asset Management are in full compliance with state law and with the Client's investment policy.

Category	Standard	Comment
U.S. Treasuries	No limitations; Full faith and credit of the U.S. are pledged for the payment of principal and interest	Complies
Federal Agencies	35% max per Agency issuer; 20% max callable agencies; Federal Agencies or U.S. government-sponsored enterprise obligations, participations, or other instruments, including those issued by or fully guaranteed as to principal and interest by federal agencies or U.S. government-sponsored enterprises	Complies
Supranational Obligations	"AA" rated or higher by a Nationally Recognized Statistical Rating Organization ("NRSRO"); 30% max; 10% max per issuer; Unsubordinated obligations issued by the International Bank for Reconstruction and Development ("IBRD"), the International Finance Corporation ("IFC") or the Inter-American Development Bank ("IADB")	Complies
Municipal Securities	"A" rating category or higher by a NRSRO; 30% max; 5% max per issuer; Include obligations of the Town, State of California; Bonds payable solely out of the revenues from a revenue-producing property owned, controlled, or operated by a state, or by a department, board, agency, or authority of any of the other 49 states, and any local Agency within the state of California	Complies
Corporate Medium Term Notes	"A" rating category or higher by a NRSRO; 30% max; 5% max per issuer; Issued by corporations organized and operating within the U.S. or by depository institutions licensed by the U.S. or any state and operating within the U.S.	Complies
Mortgage Pass-Through Securities, Collateralized Mortgage Obligations, Asset-Backed Securities	"AA" rating category or higher by a NRSRO; 20% max; 5% max per issuer; From issuers not defined in sections 1 (U.S. Government) and 2 (Federal Agencies) of the Acceptable Investment Instruments section of the policy.	Complies
Negotiable Certificates of Deposit (NCD)	The amount of NCD insured up to the FDIC limit does not require any credit ratings; Any amount above FDIC insured limit must be issued by institutions with "A-1" short-term debt rating or higher by a NRSRO; or "A" long-term rating category or better by a NRSRO for senior debt; 30% max; 5% max per issuer; Issued by a nationally or state-chartered bank, a savings association or a federal association, a state or federal credit union, or by a state-licensed branch of a foreign bank	Complies
FDIC Insured or Collateralized Time Deposits (TD)/Certificates of Deposit (CD)	30% max; 5% max per issuer; FDIC insured or fully collateralized time certificates of deposit in financial institutions located in California, including U.S. branches of foreign banks licensed to do business in California; Invest only in financial institutions with a net worth > \$1 million; The amount on deposit shall not exceed the shareholder's equity of the financial institution; Financial institution must have received a minimum overall satisfactory rating for meeting the credit needs of California Communities, as provided by Government Code Section 53635.2	Complies
Banker's Acceptances	"A-1" short-term debt rated or higher by a NRSRO; and "A" rating category or higher by a NRSRO, if the issuer has long-term debt rating; 40% max; 5% max per issuer; 180 days max maturity	Complies
Commercial Paper	"Prime" quality rated "A-1" or higher by a NRSRO; The entity that issues the commercial paper shall meet all of the following conditions in either (A) or (B): (A) (i) is organized and operating in the U.S. as a general corporation; (ii) has total assets >\$500 million; (iii) has debt other than commercial paper, if any, that is rated "A" category or higher by a NRSRO; or (B) (i) is organized within the U.S. as a special purpose corporation, trust, or limited liability company; (ii) has program wide credit enhancements including, but not limited to, over collateralization, letters of credit, or surety bond; (iii) has commercial paper rated "A-1" or higher by a NRSRO 25% max; 5% max per issuer; 270 days max maturity; 10% max of the outstanding paper of an issuing corporation	Complies

Money Market Funds	Issued by diversified management companies that are money market funds registered with the SEC under the Investment Company Act of 1940 and meet either of the following criteria: (i) Attained highest rating by two NRSROs; or (ii) Retained an investment adviser registered or exempt from SEC registration with not less than 5 years experience managing money market mutual funds with AUM >\$500 million; 20% max	<i>Complies</i>
Local Agency Investment Fund (LAIF)	Maximum amount permitted by LAIF; \$75 million; Not used by investment adviser	<i>Complies</i>
Repurchase Agreements	30% max; 1 year max maturity; Repurchase agreements with primary government securities dealers rated in the "A" category or higher by two NRSROs; Counterparties should have (i) short-term rating of at least "A-1" by a NRSRO; (ii) Minimum \$25 billion in assets and \$350 million in capital; (iii) 5 years of acceptable audited financial results; (iv) strong reputation; 102% Collateralized by U.S. Treasury or Federal Agency securities only; Not used by investment adviser	<i>Complies</i>
Prohibited	Common stocks, Futures contracts, Options, Inverse floaters, Range notes, Mortgage-derived interest-only strips, any security not issued or backed by the U.S. Government that could result in zero interest accrual if held to maturity; Any security not listed in Section VIII of the policy, but permitted by CGC , is prohibited unless approved by the Town Council; Excluded Investments: For investments in non-pooled funds, companies whose primary business is fossil fuels extraction including any company involved in the coal industry shall be excluded from the Town's investment portfolio	<i>Complies</i>
Security Downgrade	If securities owned by the Town are downgraded to a level below the quality required by the investment policy, it shall be the Town's policy to review the credit situation and make determination as to whether sell or retain such securities in the portfolio; a. If a security is downgraded, the Administrative Services Director will use discretion in determining whether to sell or hold the security based on its current maturity, economic outlook for the issuer, and other factors; b. If a decision is made to retain a downgraded security in the portfolio, its presence in the portfolio will be monitored and reported monthly to the Town	<i>Complies</i>
Duration	Approximately equal to the duration (+- 20%) of the benchmark index	<i>Complies</i>
Max Callables	20% max of callable securities (does not include "make whole call")	<i>Complies</i>
Max Per Issuer	5% max per issuer, other than U.S. Government, its Agencies and instrumentalities, Supranationals, LAIF, or Money Market Mutual Funds, unless otherwise specified in the investment policy	<i>Complies</i>
Maximum Maturity	5 years, except as otherwise stated in the policy	<i>Complies</i>

Reconciliation Summary

As of March 31, 2022



BOOK VALUE RECONCILIATION		
BEGINNING BOOK VALUE		\$34,500,815.01
<u>Acquisition</u>		
+ Security Purchases	\$1,060,596.33	
+ Money Market Fund Purchases	\$1,025,058.35	
+ Money Market Contributions	\$0.00	
+ Security Contributions	\$0.00	
+ Security Transfers	\$0.00	
Total Acquisitions		\$2,085,654.68
<u>Dispositions</u>		
- Security Sales	\$0.00	
- Money Market Fund Sales	\$1,066,563.18	
- MMF Withdrawals	\$2,700.76	
- Security Withdrawals	\$0.00	
- Security Transfers	\$0.00	
- Other Dispositions	\$0.00	
- Maturities	\$910,000.00	
- Calls	\$0.00	
- Principal Paydowns	\$51,074.02	
Total Dispositions		\$2,030,337.96
<u>Amortization/Accretion</u>		
+/- Net Accretion	(\$8,886.40)	
		(\$8,886.40)
<u>Gain/Loss on Dispositions</u>		
+/- Realized Gain/Loss	\$0.00	
		\$0.00
ENDING BOOK VALUE		\$34,547,245.33

CASH TRANSACTION SUMMARY		
BEGINNING BALANCE		\$579,567.77
<u>Acquisition</u>		
Contributions	\$0.00	
Security Sale Proceeds	\$0.00	
Accrued Interest Received	\$0.00	
Interest Received	\$63,959.29	
Dividend Received	\$25.04	
Principal on Maturities	\$910,000.00	
Interest on Maturities	\$0.00	
Calls/Redemption (Principal)	\$0.00	
Interest from Calls/Redemption	\$0.00	
Principal Paydown	\$51,074.02	
Total Acquisitions	\$1,025,058.35	
<u>Dispositions</u>		
Withdrawals	\$2,700.76	
Security Purchase	\$1,060,596.33	
Accrued Interest Paid	\$5,966.85	
Total Dispositions	\$1,069,263.94	
ENDING BOOK VALUE		\$535,362.18

Holdings Report

As of March 31, 2022



CUSIP	Security Description	Par Value/Units	Purchase Date Book Yield	Cost Value Book Value	Mkt Price Mkt YTM	Market Value Accrued Int.	% of Port. Gain/Loss	Moody/S&P Fitch	Maturity Duration
ABS									
43813RAC1	Honda Auto Receivables 2020-1 A3 1.61% Due 4/22/2024	61,573.48	02/19/2020 1.62%	61,561.40 61,567.49	99.93 1.74%	61,530.87 27.54	0.18% (36.62)	Aaa / NR AAA	2.06 0.53
89232HAC9	Toyota Auto Receivable Own 2020-A A3 1.66% Due 5/15/2024	165,924.66	06/17/2020 0.68%	169,748.70 168,002.94	100.08 1.47%	166,060.05 122.42	0.49% (1,942.89)	Aaa / AAA NR	2.13 0.45
65479JAD5	Nissan Auto Receivables Owner 2019-C A3 1.93% Due 7/15/2024	134,771.17	10/16/2019 1.94%	134,764.05 134,767.72	100.19 1.42%	135,032.22 115.60	0.40% 264.50	Aaa / AAA NR	2.29 0.38
47789KAC7	John Deere Owner Trust 2020-A A3 1.1% Due 8/15/2024	87,930.89	03/04/2020 1.11%	87,925.52 87,928.01	99.68 1.69%	87,652.24 42.99	0.26% (275.77)	Aaa / NR AAA	2.38 0.53
89237VAB5	Toyota Auto Receivables Trust 2020-C A3 0.44% Due 10/15/2024	98,857.97	07/21/2020 0.44%	98,850.36 98,853.39	99.08 2.02%	97,945.51 19.33	0.29% (907.88)	Aaa / AAA NR	2.55 0.58
43813KAC6	Honda Auto Receivables Trust 2020-3 A3 0.37% Due 10/18/2024	190,000.00	09/22/2020 0.38%	189,972.09 189,985.47	98.74 2.13%	187,611.51 25.39	0.56% (2,373.96)	NR / AAA AAA	2.55 0.71
47787NAC3	John Deere Owner Trust 2020-B A3 0.51% Due 11/15/2024	49,781.62	07/14/2020 0.52%	49,774.04 49,777.72	98.89 2.22%	49,227.55 11.28	0.15% (550.17)	Aaa / NR AAA	2.63 0.65
58769KAD6	Mercedes-Benz Auto Lease Trust 2021- B A3 0.4% Due 11/15/2024	170,000.00	06/22/2021 0.40%	169,987.17 169,990.98	97.45 2.42%	165,671.63 30.22	0.49% (4,319.35)	NR / AAA AAA	2.63 1.27
09690AAC7	BMW Vehicle Lease Trust 2021-2 A3 0.33% Due 12/26/2024	105,000.00	09/08/2021 0.34%	104,989.16 104,991.74	97.49 2.43%	102,361.77 5.78	0.30% (2,629.97)	Aaa / NR AAA	2.74 1.20
89236XAC0	Toyota Auto Receivables 2020-D A3 0.35% Due 1/15/2025	75,000.00	10/06/2020 0.36%	74,986.03 74,990.84	98.85 2.14%	74,136.60 11.67	0.22% (854.24)	NR / AAA AAA	2.80 0.64
05601XAC3	BMW Vehicle Lease Trust 2022-1 A3 1.1% Due 3/25/2025	110,000.00	01/11/2022 1.11%	109,983.56 109,985.05	97.51 2.72%	107,264.19 20.17	0.32% (2,720.86)	NR / AAA AAA	2.99 1.55
43813GAC5	Honda Auto Receivables Trust 2021-1 A3 0.27% Due 4/21/2025	90,000.00	02/17/2021 0.27%	89,998.35 89,998.94	97.92 2.54%	88,124.85 6.75	0.26% (1,874.09)	Aaa / NR AAA	3.06 0.92
89240BAC2	Toyota Auto Receivables Owners 2021- A A3 0.26% Due 5/15/2025	165,000.00	02/02/2021 0.27%	164,969.38 164,980.67	98.10 2.26%	161,869.79 19.07	0.48% (3,110.88)	Aaa / NR AAA	3.13 0.95
47788UAC6	John Deere Owner Trust 2021-A A3 0.36% Due 9/15/2025	85,000.00	03/02/2021 0.37%	84,983.66 84,988.47	96.85 2.79%	82,321.74 13.60	0.24% (2,666.73)	Aaa / NR AAA	3.46 1.30



CUSIP	Security Description	Par Value/Units	Purchase Date Book Yield	Cost Value Book Value	Mkt Price Mkt YTM	Market Value Accrued Int.	% of Port. Gain/Loss	Moody/S&P Fitch	Maturity Duration
ABS									
43815GAC3	Honda Auto Receivables Trust 2021-4 A3 0.88% Due 1/21/2026	115,000.00	11/16/2021 0.89%	114,975.76 114,978.38	96.82 2.58%	111,346.45 28.11	0.33% (3,631.93)	Aaa / NR AAA	3.81 1.89
47789QAC4	John Deere Owner Trust 2021-B A3 0.52% Due 3/16/2026	145,000.00	07/13/2021 0.52%	144,987.07 144,989.53	95.82 2.82%	138,938.71 33.51	0.41% (6,050.82)	Aaa / NR AAA	3.96 1.85
89238JAC9	Toyota Auto Receivables Trust 2021-D A3 0.71% Due 4/15/2026	105,000.00	11/09/2021 0.71%	104,997.76 104,998.02	96.22 2.82%	101,035.20 33.13	0.30% (3,962.82)	NR / AAA AAA	4.04 1.81
44935FAD6	Hyundai Auto Receivables Trust 2021-C A3 0.74% Due 5/15/2026	80,000.00	11/09/2021 0.75%	79,982.14 79,984.23	96.10 2.82%	76,879.84 26.31	0.23% (3,104.39)	NR / AAA AAA	4.13 1.90
43815BAC4	Honda Auto Receivables Trust 2022-1 A3 1.88% Due 5/15/2026	185,000.00	02/15/2022 1.89%	184,972.18 184,973.05	98.21 2.68%	181,687.58 154.58	0.54% (3,285.47)	Aaa / AAA NR	4.13 2.26
362554AC1	GM Financial Securitized Term 2021-4 A3 0.68% Due 9/16/2026	85,000.00	10/13/2021 0.68%	84,997.83 84,998.11	96.60 2.67%	82,107.54 24.08	0.24% (2,890.57)	Aaa / AAA NR	4.47 1.73
47787JAC2	John Deere Owner Trust 2022-A A3 2.32% Due 9/16/2026	140,000.00	03/10/2022 2.34%	139,969.03 139,969.42	98.70 2.91%	138,184.48 135.33	0.41% (1,784.94)	Aaa / NR AAA	4.47 2.22
380146AC4	GM Financial Auto Receivables 2022-1 A3 1.26% Due 11/16/2026	75,000.00	01/11/2022 1.27%	74,993.48 74,993.87	96.81 3.09%	72,608.32 39.38	0.21% (2,385.55)	NR / AAA AAA	4.63 1.76
Total ABS		2,518,839.79	0.88%	2,522,368.72 2,520,694.04	2.36%	2,469,598.64 946.24	7.31% (51,095.40)	Aaa / AAA AAA	3.21 1.26
AGENCY									
3133ELWD2	FFCB Note 0.375% Due 4/8/2022	435,000.00	04/03/2020 0.45%	434,356.20 434,993.83	100.00 0.34%	435,002.61 783.91	1.29% 8.78	Aaa / AA+ AAA	0.02 0.02
3135G0V59	FNMA Note 2.25% Due 4/12/2022	400,000.00	04/22/2019 2.40%	398,232.00 399,982.08	100.06 0.22%	400,248.40 4,225.00	1.20% 266.32	Aaa / AA+ AAA	0.03 0.03
313379Q69	FHLB Note 2.125% Due 6/10/2022	430,000.00	06/20/2017 1.87%	435,095.50 430,196.52	100.31 0.50%	431,339.02 2,817.40	1.28% 1,142.50	Aaa / AA+ AAA	0.19 0.19
3135G0W33	FNMA Note 1.375% Due 9/6/2022	500,000.00	09/05/2019 1.49%	498,260.00 499,749.16	100.18 0.95%	500,916.00 477.43	1.48% 1,166.84	Aaa / AA+ AAA	0.44 0.43



CUSIP	Security Description	Par Value/Units	Purchase Date Book Yield	Cost Value Book Value	Mkt Price Mkt YTM	Market Value Accrued Int.	% of Port. Gain/Loss	Moody/S&P Fitch	Maturity Duration
AGENCY									
3135G0T94	FNMA Note 2.375% Due 1/19/2023	500,000.00	10/15/2018 3.06%	486,420.00 497,442.84	100.66 1.53%	503,323.50 2,375.00	1.50% 5,880.66	Aaa / AA+ AAA	0.81 0.79
3137EAER6	FHLMC Note 0.375% Due 5/5/2023	460,000.00	05/05/2020 0.39%	459,806.80 459,929.47	98.41 1.85%	452,688.30 699.58	1.34% (7,241.17)	Aaa / AA+ AAA	1.10 1.08
3135G04Q3	FNMA Note 0.25% Due 5/22/2023	490,000.00	05/20/2020 0.35%	488,525.10 489,439.67	98.15 1.89%	480,949.21 438.96	1.42% (8,490.46)	Aaa / AA+ AAA	1.14 1.13
3137EAEN5	FHLMC Note 2.75% Due 6/19/2023	300,000.00	11/19/2018 2.99%	296,895.00 299,175.47	100.96 1.95%	302,870.40 2,337.50	0.90% 3,694.93	Aaa / AA+ AAA	1.22 1.19
3135G05G4	FNMA Note 0.25% Due 7/10/2023	430,000.00	07/08/2020 0.32%	429,075.50 429,607.40	97.85 1.97%	420,739.52 241.88	1.25% (8,867.88)	Aaa / AA+ AAA	1.28 1.26
3137EAEV7	FHLMC Note 0.25% Due 8/24/2023	525,000.00	08/27/2020 0.29%	524,438.25 524,736.68	97.49 2.08%	511,826.18 134.90	1.51% (12,910.50)	Aaa / AA+ AAA	1.40 1.38
313383YJ4	FHLB Note 3.375% Due 9/8/2023	225,000.00	01/30/2019 2.69%	231,648.75 227,076.50	101.85 2.06%	229,159.35 485.16	0.68% 2,082.85	Aaa / AA+ NR	1.44 1.40
3137EAEY1	FHLMC Note 0.125% Due 10/16/2023	480,000.00	10/14/2020 0.25%	478,209.60 479,079.46	96.99 2.12%	465,554.88 275.00	1.38% (13,524.58)	Aaa / AA+ AAA	1.55 1.52
3137EAEZ8	FHLMC Note 0.25% Due 11/6/2023	450,000.00	11/17/2020 0.28%	449,631.00 449,801.02	97.04 2.14%	436,684.05 453.13	1.29% (13,116.97)	Aaa / AA+ AAA	1.60 1.58
3135G06H1	FNMA Note 0.25% Due 11/27/2023	445,000.00	11/23/2020 0.29%	444,492.70 444,720.22	96.93 2.15%	431,345.62 383.19	1.28% (13,374.60)	Aaa / AA+ AAA	1.66 1.63
3130A0F70	FHLB Note 3.375% Due 12/8/2023	450,000.00	Various 2.72%	463,308.30 454,610.12	101.82 2.27%	458,181.90 4,767.19	1.37% 3,571.78	Aaa / AA+ AAA	1.69 1.62
3130A2UW4	FHLB Note 2.875% Due 9/13/2024	250,000.00	10/29/2019 1.76%	262,895.00 256,490.97	101.05 2.43%	252,632.75 359.38	0.75% (3,858.22)	Aaa / AA+ AAA	2.46 2.35
3133ENKS8	FFCB Note 1.125% Due 1/6/2025	260,000.00	01/06/2022 1.20%	259,415.00 259,457.90	96.49 2.44%	250,884.14 650.00	0.74% (8,573.76)	Aaa / AA+ AAA	2.77 2.69
3137EAEP0	FHLMC Note 1.5% Due 2/12/2025	500,000.00	06/04/2020 0.55%	521,955.00 513,431.90	97.29 2.49%	486,448.00 1,020.83	1.44% (26,983.90)	Aaa / AA+ AAA	2.87 2.77
3137EAX3	FHLMC Note 0.375% Due 9/23/2025	250,000.00	09/24/2020 0.43%	249,365.00 249,557.52	92.94 2.51%	232,340.25 20.83	0.69% (17,217.27)	Aaa / AA+ AAA	3.48 3.41
Total Agency		7,780,000.00	1.17%	7,812,024.70 7,799,478.73	1.73%	7,683,134.08 22,946.27	22.80% (116,344.65)	Aaa / AA+ AAA	1.32 1.29



CUSIP	Security Description	Par Value/Units	Purchase Date Book Yield	Cost Value Book Value	Mkt Price Mkt YTM	Market Value Accrued Int.	% of Port. Gain/Loss	Moody/S&P Fitch	Maturity Duration
CORPORATE									
69353RFE3	PNC Bank Callable Note Cont 6/28/2022 2.45% Due 7/28/2022	300,000.00	04/19/2018 3.30%	289,905.00 299,234.93	100.30 1.20%	300,888.30 1,286.25	0.89% 1,653.37	A2 / A A+	0.33 0.24
46625HJE1	JP Morgan Chase Note 3.25% Due 9/23/2022	350,000.00	09/05/2019 2.04%	362,446.00 351,962.21	100.82 1.52%	352,870.35 252.78	1.04% 908.14	A2 / A- AA-	0.48 0.47
06051GEU9	Bank of America Corp Note 3.3% Due 1/11/2023	300,000.00	01/17/2019 3.55%	297,222.00 299,453.98	101.11 1.85%	303,338.70 2,200.00	0.90% 3,884.72	A2 / A- AA-	0.78 0.76
084670BR8	Berkshire Hathaway Callable Note Cont 1/15/2023 2.75% Due 3/15/2023	100,000.00	08/26/2019 1.83%	103,017.00 100,705.43	100.70 1.85%	100,701.10 122.22	0.30% (4.33)	Aa2 / AA A+	0.96 0.78
037833AK6	Apple Inc Note 2.4% Due 5/3/2023	350,000.00	04/11/2019 2.69%	346,087.00 348,949.65	100.57 1.87%	352,001.30 3,453.33	1.05% 3,051.65	Aaa / AA+ NR	1.09 1.06
931142EK5	Wal-Mart Stores Callable Note Cont 5/26/2023 3.4% Due 6/26/2023	300,000.00	09/26/2019 1.89%	315,957.00 305,023.94	101.75 1.86%	305,242.80 2,691.67	0.91% 218.86	Aa2 / AA AA	1.24 1.12
24422EUR8	John Deere Capital Corp Note 3.45% Due 1/10/2024	200,000.00	03/14/2019 2.95%	204,430.00 201,634.49	101.76 2.43%	203,520.20 1,552.50	0.61% 1,885.71	A2 / A A	1.78 1.70
24422EVN6	John Deere Capital Corp Note 0.45% Due 1/17/2024	210,000.00	03/01/2021 0.47%	209,850.90 209,906.76	96.74 2.32%	203,151.27 194.25	0.60% (6,755.49)	A2 / A A	1.80 1.77
808513BN4	Charles Schwab Corp Callable Note Cont 2/18/2024 0.75% Due 3/18/2024	515,000.00	Various 0.55%	517,791.25 516,928.67	96.75 2.46%	498,240.36 139.48	1.47% (18,688.31)	A2 / A A	1.97 1.93
023135BW5	Amazon.com Inc Note 0.45% Due 5/12/2024	275,000.00	05/10/2021 0.50%	274,598.50 274,717.19	96.43 2.19%	265,177.28 477.81	0.79% (9,539.91)	A1 / AA AA-	2.12 2.08
14913R2L0	Caterpillar Financial Service Note 0.45% Due 5/17/2024	435,000.00	05/10/2021 0.50%	434,417.10 434,586.76	95.73 2.52%	416,422.02 728.63	1.23% (18,164.74)	A2 / A A	2.13 2.09
89236TJH9	Toyota Motor Credit Corp Note 0.5% Due 6/18/2024	260,000.00	06/15/2021 0.54%	259,690.60 259,771.62	95.54 2.59%	248,392.56 371.94	0.74% (11,379.06)	A1 / A+ A+	2.22 2.17
79466LAG9	Salesforce.com Inc Callable Note Cont 7/15/2022 0.625% Due 7/15/2024	70,000.00	06/29/2021 0.64%	69,964.30 69,972.84	95.83 2.51%	67,078.48 92.36	0.20% (2,894.36)	A2 / A+ NR	2.29 2.24
91159HHX1	US Bancorp Callable Note Cont 6/28/2024 2.4% Due 7/30/2024	100,000.00	03/25/2021 0.65%	105,617.00 103,875.59	99.43 2.65%	99,426.90 406.67	0.30% (4,448.69)	A2 / A+ A+	2.33 2.24



CUSIP	Security Description	Par Value/Units	Purchase Date Book Yield	Cost Value Book Value	Mkt Price Mkt YTM	Market Value Accrued Int.	% of Port. Gain/Loss	Moody/S&P Fitch	Maturity Duration
CORPORATE									
69371RR40	Paccar Financial Corp Note 0.5% Due 8/9/2024	170,000.00	08/03/2021 0.52%	169,908.20 169,927.88	95.54 2.46%	162,424.29 122.78	0.48% (7,503.59)	A1 / A+ NR	2.36 2.31
69371RR57	Paccar Financial Corp Note 0.9% Due 11/8/2024	280,000.00	11/02/2021 0.90%	279,983.20 279,985.41	95.70 2.62%	267,962.52 1,001.00	0.80% (12,022.89)	A1 / A+ NR	2.61 2.54
24422EWB1	John Deere Capital Corp Note 2.125% Due 3/7/2025	140,000.00	03/02/2022 2.14%	139,939.80 139,941.17	98.46 2.67%	137,844.28 198.33	0.41% (2,096.89)	A2 / A NR	2.94 2.82
857477BR3	State Street Bank Callable Note Cont 2/6/2025 1.746% Due 2/6/2026	115,000.00	02/02/2022 1.75%	115,000.00 115,000.00	96.44 2.80%	110,901.17 301.19	0.33% (4,098.83)	A1 / A AA-	3.86 3.67
931142ER0	Wal-Mart Stores Callable Note Cont 08/17/2026 1.05% Due 9/17/2026	85,000.00	09/08/2021 1.09%	84,839.35 84,856.59	93.10 2.70%	79,133.56 34.71	0.23% (5,723.03)	Aa2 / AA AA	4.47 4.31
Total Corporate		4,555,000.00	1.53%	4,580,664.20 4,566,435.11	2.18%	4,474,717.44 15,627.90	13.29% (91,717.67)	A1 / A+ A+	1.73 1.67
MONEY MARKET FUND									
60934N807	Federated Investors Govt Oblig Fund Inst.	535,362.18	Various 0.01%	535,362.18 535,362.18	1.00 0.01%	535,362.18 0.00	1.58% 0.00	Aaa / AAA AAA	0.00 0.00
Total Money Market Fund		535,362.18	0.01%	535,362.18 535,362.18	0.01%	535,362.18 0.00	1.58% 0.00	Aaa / AAA AAA	0.00 0.00
SUPRANATIONAL									
459058JM6	Intl. Bank Recon & Development Note 0.25% Due 11/24/2023	245,000.00	11/17/2020 0.32%	244,473.25 244,710.41	96.82 2.22%	237,221.01 216.08	0.70% (7,489.40)	Aaa / AAA AAA	1.65 1.63
459058GQ0	Intl. Bank Recon & Development Note 2.5% Due 3/19/2024	335,000.00	01/26/2021 0.26%	358,429.90 349,679.47	100.34 2.32%	336,130.29 279.17	1.00% (13,549.18)	Aaa / AAA AAA	1.97 1.91
4581X0DZ8	Inter-American Dev Bank Note 0.5% Due 9/23/2024	545,000.00	09/15/2021 0.52%	544,596.70 544,666.62	95.31 2.46%	519,423.15 60.56	1.54% (25,243.47)	Aaa / AAA NR	2.48 2.43
45950KCR9	International Finance Corp Note 1.375% Due 10/16/2024	325,000.00	07/12/2021 0.54%	333,742.50 331,825.03	97.46 2.41%	316,758.00 2,048.18	0.94% (15,067.03)	Aaa / AAA NR	2.55 2.46
Total Supranational		1,450,000.00	0.43%	1,481,242.35 1,470,881.53	2.38%	1,409,532.45 2,603.99	4.18% (61,349.08)	Aaa / AAA AAA	2.24 2.18



CUSIP	Security Description	Par Value/Units	Purchase Date Book Yield	Cost Value Book Value	Mkt Price Mkt YTM	Market Value Accrued Int.	% of Port. Gain/Loss	Moody/S&P Fitch	Maturity Duration
US TREASURY									
912828L24	US Treasury Note 1.875% Due 8/31/2022	475,000.00	12/13/2017 2.14%	469,285.16 474,495.26	100.41 0.89%	476,929.45 774.46	1.41% 2,434.19	Aaa / AA+ AAA	0.42 0.41
912828P38	US Treasury Note 1.75% Due 1/31/2023	800,000.00	05/19/2021 0.13%	822,000.00 810,805.15	100.19 1.52%	801,500.00 2,320.44	2.38% (9,305.15)	Aaa / AA+ AAA	0.84 0.83
912828ZD5	US Treasury Note 0.5% Due 3/15/2023	850,000.00	Various 0.45%	850,921.88 850,368.87	98.92 1.64%	840,836.15 196.33	2.49% (9,532.72)	Aaa / AA+ AAA	0.96 0.95
9128284D9	US Treasury Note 2.5% Due 3/31/2023	450,000.00	Various 2.22%	453,771.49 451,201.48	100.76 1.73%	453,410.10 30.74	1.34% 2,208.62	Aaa / AA+ AAA	1.00 0.99
912828ZH6	US Treasury Note 0.25% Due 4/15/2023	800,000.00	05/19/2021 0.15%	801,593.75 800,869.11	98.49 1.72%	787,906.40 923.08	2.33% (12,962.71)	Aaa / AA+ AAA	1.04 1.03
912828ZU7	US Treasury Note 0.25% Due 6/15/2023	700,000.00	06/24/2021 0.25%	700,000.00 700,000.00	98.08 1.86%	686,574.00 514.42	2.03% (13,426.00)	Aaa / AA+ AAA	1.21 1.20
912828Y61	US Treasury Note 2.75% Due 7/31/2023	800,000.00	Various 1.59%	821,640.63 812,064.34	100.97 2.01%	807,750.40 3,646.41	2.40% (4,313.94)	Aaa / AA+ AAA	1.33 1.30
91282CAK7	US Treasury Note 0.125% Due 9/15/2023	800,000.00	06/17/2021 0.25%	797,750.00 798,538.46	97.20 2.09%	777,593.60 46.20	2.30% (20,944.86)	Aaa / AA+ AAA	1.46 1.44
91282CAP6	US Treasury Note 0.125% Due 10/15/2023	900,000.00	06/21/2021 0.32%	895,886.72 897,264.30	96.96 2.14%	872,683.20 519.23	2.58% (24,581.10)	Aaa / AA+ AAA	1.54 1.52
912828U57	US Treasury Note 2.125% Due 11/30/2023	800,000.00	Various 1.17%	821,353.51 812,434.53	99.92 2.17%	799,344.00 5,697.80	2.38% (13,090.53)	Aaa / AA+ AAA	1.67 1.62
91282CBA8	US Treasury Note 0.125% Due 12/15/2023	550,000.00	12/28/2020 0.18%	549,076.17 549,467.58	96.53 2.21%	530,900.15 202.09	1.57% (18,567.43)	Aaa / AA+ AAA	1.71 1.69
91282CBE0	US Treasury Note 0.125% Due 1/15/2024	850,000.00	Various 0.21%	848,052.74 848,766.54	96.28 2.26%	818,357.06 223.07	2.42% (30,409.48)	Aaa / AA+ AAA	1.79 1.77
912828W71	US Treasury Note 2.125% Due 3/31/2024	800,000.00	Various 1.36%	819,820.31 811,941.37	99.64 2.31%	797,156.00 46.45	2.36% (14,785.37)	Aaa / AA+ AAA	2.00 1.95
91282CBV2	US Treasury Note 0.375% Due 4/15/2024	700,000.00	Various 0.37%	700,179.10 700,097.55	96.12 2.33%	672,847.71 1,211.54	1.99% (27,249.84)	Aaa / AA+ AAA	2.04 2.01
912828Y87	US Treasury Note 1.75% Due 7/31/2024	800,000.00	05/19/2021 0.36%	835,343.75 825,781.57	98.51 2.41%	788,093.60 2,320.44	2.34% (37,687.97)	Aaa / AA+ AAA	2.34 2.27
912828YV6	US Treasury Note 1.5% Due 11/30/2024	800,000.00	Various 1.24%	805,628.91 805,399.75	97.50 2.47%	780,031.20 4,021.98	2.32% (25,368.55)	Aaa / AA+ AAA	2.67 2.58



CUSIP	Security Description	Par Value/Units	Purchase Date Book Yield	Cost Value Book Value	Mkt Price Mkt YTM	Market Value Accrued Int.	% of Port. Gain/Loss	Moody/S&P Fitch	Maturity Duration
US TREASURY									
912828ZF0	US Treasury Note 0.5% Due 3/31/2025	800,000.00	Various 0.45%	801,916.02 801,167.59	94.30 2.48%	754,437.60 10.93	2.23% (46,729.99)	Aaa / AA+ AAA	3.00 2.94
912828ZT0	US Treasury Note 0.25% Due 5/31/2025	800,000.00	Various 0.61%	788,328.12 791,106.62	93.16 2.51%	745,312.80 670.33	2.21% (45,793.82)	Aaa / AA+ AAA	3.17 3.11
9128284Z0	US Treasury Note 2.75% Due 8/31/2025	800,000.00	05/27/2021 0.63%	871,031.25 856,971.08	100.83 2.50%	806,624.80 1,913.04	2.39% (50,346.28)	Aaa / AA+ AAA	3.42 3.24
9128285N6	US Treasury Note 2.875% Due 11/30/2025	900,000.00	Various 1.48%	950,390.63 944,469.45	101.28 2.51%	911,530.80 8,672.39	2.72% (32,938.65)	Aaa / AA+ AAA	3.67 3.43
912828R36	US Treasury Note 1.625% Due 5/15/2026	600,000.00	10/14/2021 0.99%	617,156.25 615,433.45	96.61 2.50%	579,633.00 3,689.92	1.73% (35,800.45)	Aaa / AA+ AAA	4.13 3.93
912828YG9	US Treasury Note 1.625% Due 9/30/2026	900,000.00	12/28/2021 1.24%	915,890.63 915,039.35	96.41 2.47%	867,655.80 39.96	2.57% (47,383.55)	Aaa / AA+ AAA	4.50 4.30
912828U24	US Treasury Note 2% Due 11/15/2026	800,000.00	03/29/2022 2.56%	780,687.50 780,710.34	97.95 2.47%	783,562.40 6,055.25	2.34% 2,852.06	Aaa / AA+ AAA	4.63 4.35
Total US Treasury		17,475,000.00	0.85%	17,717,704.52 17,654,393.74	2.17%	17,140,670.22 43,746.50	50.84% (513,723.52)	Aaa / AA+ AAA	2.25 2.18
TOTAL PORTFOLIO		34,314,201.97	0.98%	34,649,366.67 34,547,245.33	2.06%	33,713,015.01 85,870.90	100.00% (834,230.32)	Aa1 / AA+ AAA	2.00 1.80
TOTAL MARKET VALUE PLUS ACCRUED						33,798,885.91			



Transaction Type	Settlement Date	CUSIP	Quantity	Security Description	Price	Acq/Disp Yield	Amount	Interest Pur/Sold	Total Amount	Gain/Loss
ACQUISITIONS										
Purchase	03/02/2022	60934N807	25.04	Federated Investors Govt Oblig Fund Inst.	1.000	0.03%	25.04	0.00	25.04	0.00
Purchase	03/06/2022	60934N807	3,437.50	Federated Investors Govt Oblig Fund Inst.	1.000	0.03%	3,437.50	0.00	3,437.50	0.00
Purchase	03/07/2022	24422EWB1	140,000.00	John Deere Capital Corp Note 2.125% Due 3/7/2025	99.957	2.14%	139,939.80	0.00	139,939.80	0.00
Purchase	03/08/2022	60934N807	3,796.88	Federated Investors Govt Oblig Fund Inst.	1.000	0.03%	3,796.88	0.00	3,796.88	0.00
Purchase	03/11/2022	60934N807	5,625.00	Federated Investors Govt Oblig Fund Inst.	1.000	0.03%	5,625.00	0.00	5,625.00	0.00
Purchase	03/11/2022	60934N807	450,000.00	Federated Investors Govt Oblig Fund Inst.	1.000	0.03%	450,000.00	0.00	450,000.00	0.00
Purchase	03/13/2022	60934N807	3,593.75	Federated Investors Govt Oblig Fund Inst.	1.000	0.03%	3,593.75	0.00	3,593.75	0.00
Purchase	03/15/2022	60934N807	4,000.00	Federated Investors Govt Oblig Fund Inst.	1.000	0.03%	4,000.00	0.00	4,000.00	0.00
Purchase	03/15/2022	60934N807	49.33	Federated Investors Govt Oblig Fund Inst.	1.000	0.03%	49.33	0.00	49.33	0.00
Purchase	03/15/2022	60934N807	25.50	Federated Investors Govt Oblig Fund Inst.	1.000	0.03%	25.50	0.00	25.50	0.00
Purchase	03/15/2022	60934N807	62.83	Federated Investors Govt Oblig Fund Inst.	1.000	0.03%	62.83	0.00	62.83	0.00
Purchase	03/15/2022	60934N807	56.67	Federated Investors Govt Oblig Fund Inst.	1.000	0.03%	56.67	0.00	56.67	0.00
Purchase	03/15/2022	60934N807	21.88	Federated Investors Govt Oblig Fund Inst.	1.000	0.03%	21.88	0.00	21.88	0.00
Purchase	03/15/2022	60934N807	62.13	Federated Investors Govt Oblig Fund Inst.	1.000	0.03%	62.13	0.00	62.13	0.00
Purchase	03/15/2022	60934N807	35.75	Federated Investors Govt Oblig Fund Inst.	1.000	0.03%	35.75	0.00	35.75	0.00
Purchase	03/15/2022	60934N807	212.54	Federated Investors Govt Oblig Fund Inst.	1.000	0.03%	212.54	0.00	212.54	0.00



Transaction Type	Settlement Date	CUSIP	Quantity	Security Description	Price	Acq/Disp Yield	Amount	Interest Pur/Sold	Total Amount	Gain/Loss
ACQUISITIONS										
Purchase	03/15/2022	60934N807	4,048.46	Federated Investors Govt Oblig Fund Inst.	1.000	0.03%	4,048.46	0.00	4,048.46	0.00
Purchase	03/15/2022	60934N807	6,910.26	Federated Investors Govt Oblig Fund Inst.	1.000	0.03%	6,910.26	0.00	6,910.26	0.00
Purchase	03/15/2022	60934N807	13,334.87	Federated Investors Govt Oblig Fund Inst.	1.000	0.03%	13,334.87	0.00	13,334.87	0.00
Purchase	03/15/2022	60934N807	14,970.69	Federated Investors Govt Oblig Fund Inst.	1.000	0.03%	14,970.69	0.00	14,970.69	0.00
Purchase	03/15/2022	60934N807	7,177.57	Federated Investors Govt Oblig Fund Inst.	1.000	0.03%	7,177.57	0.00	7,177.57	0.00
Purchase	03/16/2022	47787JAC2	140,000.00	John Deere Owner Trust 2022-A A3 2.32% Due 9/16/2026	99.978	2.34%	139,969.03	0.00	139,969.03	0.00
Purchase	03/16/2022	60934N807	78.75	Federated Investors Govt Oblig Fund Inst.	1.000	0.03%	78.75	0.00	78.75	0.00
Purchase	03/16/2022	60934N807	48.17	Federated Investors Govt Oblig Fund Inst.	1.000	0.03%	48.17	0.00	48.17	0.00
Purchase	03/17/2022	60934N807	446.25	Federated Investors Govt Oblig Fund Inst.	1.000	0.03%	446.25	0.00	446.25	0.00
Purchase	03/18/2022	60934N807	1,931.25	Federated Investors Govt Oblig Fund Inst.	1.000	0.03%	1,931.25	0.00	1,931.25	0.00
Purchase	03/18/2022	60934N807	58.58	Federated Investors Govt Oblig Fund Inst.	1.000	0.03%	58.58	0.00	58.58	0.00
Purchase	03/19/2022	60934N807	4,187.50	Federated Investors Govt Oblig Fund Inst.	1.000	0.03%	4,187.50	0.00	4,187.50	0.00
Purchase	03/21/2022	60934N807	84.33	Federated Investors Govt Oblig Fund Inst.	1.000	0.03%	84.33	0.00	84.33	0.00
Purchase	03/21/2022	60934N807	20.25	Federated Investors Govt Oblig Fund Inst.	1.000	0.03%	20.25	0.00	20.25	0.00
Purchase	03/21/2022	60934N807	5,358.16	Federated Investors Govt Oblig Fund Inst.	1.000	0.03%	5,358.16	0.00	5,358.16	0.00
Purchase	03/23/2022	60934N807	7,518.75	Federated Investors Govt Oblig Fund Inst.	1.000	0.03%	7,518.75	0.00	7,518.75	0.00



Transaction Type	Settlement Date	CUSIP	Quantity	Security Description	Price	Acq/Disp Yield	Amount	Interest Pur/Sold	Total Amount	Gain/Loss
ACQUISITIONS										
Purchase	03/25/2022	60934N807	28.88	Federated Investors Govt Oblig Fund Inst.	1.000	0.03%	28.88	0.00	28.88	0.00
Purchase	03/25/2022	60934N807	100.83	Federated Investors Govt Oblig Fund Inst.	1.000	0.03%	100.83	0.00	100.83	0.00
Purchase	03/30/2022	912828U24	800,000.00	US Treasury Note 2% Due 11/15/2026	97.586	2.56%	780,687.50	5,966.85	786,654.35	0.00
Purchase	03/31/2022	60934N807	27,750.00	Federated Investors Govt Oblig Fund Inst.	1.000	0.01%	27,750.00	0.00	27,750.00	0.00
Purchase	03/31/2022	60934N807	460,000.00	Federated Investors Govt Oblig Fund Inst.	1.000	0.01%	460,000.00	0.00	460,000.00	0.00
Subtotal			2,105,058.35				2,085,654.68	5,966.85	2,091,621.53	0.00
TOTAL ACQUISITIONS			2,105,058.35				2,085,654.68	5,966.85	2,091,621.53	0.00
DISPOSITIONS										
Sale	03/07/2022	60934N807	139,939.80	Federated Investors Govt Oblig Fund Inst.	1.000	0.03%	139,939.80	0.00	139,939.80	0.00
Sale	03/16/2022	60934N807	139,969.03	Federated Investors Govt Oblig Fund Inst.	1.000	0.03%	139,969.03	0.00	139,969.03	0.00
Sale	03/30/2022	60934N807	786,654.35	Federated Investors Govt Oblig Fund Inst.	1.000	0.01%	786,654.35	0.00	786,654.35	0.00
Subtotal			1,066,563.18				1,066,563.18	0.00	1,066,563.18	0.00
Paydown	03/15/2022	43815BAC4	0.00	Honda Auto Receivables Trust 2022-1 A3 1.88% Due 5/15/2026	100.000		0.00	212.54	212.54	0.00
Paydown	03/15/2022	44935FAD6	0.00	Hyundai Auto Receivables Trust 2021-C A3 0.74% Due 5/15/2026	100.000		0.00	49.33	49.33	0.00
Paydown	03/15/2022	47787NAC3	4,025.59	John Deere Owner Trust 2020-B A3 0.51% Due 11/15/2024	100.000		4,025.59	22.87	4,048.46	0.00



Transaction Type	Settlement Date	CUSIP	Quantity	Security Description	Price	Acq/Disp Yield	Amount	Interest Pur/Sold	Total Amount	Gain/Loss
DISPOSITIONS										
Paydown	03/15/2022	47788UAC6	0.00	John Deere Owner Trust 2021-A A3 0.36% Due 9/15/2025	100.000		0.00	25.50	25.50	0.00
Paydown	03/15/2022	47789KAC7	6,823.40	John Deere Owner Trust 2020-A A3 1.1% Due 8/15/2024	100.000		6,823.40	86.86	6,910.26	0.00
Paydown	03/15/2022	47789QAC4	0.00	John Deere Owner Trust 2021-B A3 0.52% Due 3/16/2026	100.000		0.00	62.83	62.83	0.00
Paydown	03/15/2022	58769KAD6	0.00	Mercedes-Benz Auto Lease Trust 2021-B A3 0.4% Due 11/15/2024	100.000		0.00	56.67	56.67	0.00
Paydown	03/15/2022	65479JAD5	13,097.05	Nissan Auto Receivables Owner 2019-C A3 1.93% Due 7/15/2024	100.000		13,097.05	237.82	13,334.87	0.00
Paydown	03/15/2022	89232HAC9	14,720.80	Toyota Auto Receivable Own 2020-A A3 1.66% Due 5/15/2024	100.000		14,720.80	249.89	14,970.69	0.00
Paydown	03/15/2022	89236XAC0	0.00	Toyota Auto Receivables 2020-D A3 0.35% Due 1/15/2025	100.000		0.00	21.88	21.88	0.00
Paydown	03/15/2022	89237VAB5	7,138.70	Toyota Auto Receivables Trust 2020-C A3 0.44% Due 10/15/2024	100.000		7,138.70	38.87	7,177.57	0.00
Paydown	03/15/2022	89238JAC9	0.00	Toyota Auto Receivables Trust 2021-D A3 0.71% Due 4/15/2026	100.000		0.00	62.13	62.13	0.00
Paydown	03/15/2022	89240BAC2	0.00	Toyota Auto Receivables Owners 2021-A A3 0.26% Due 5/15/2025	100.000		0.00	35.75	35.75	0.00
Paydown	03/16/2022	362554AC1	0.00	GM Financial Securitized Term 2021-4 A3 0.68% Due 9/16/2026	100.000		0.00	48.17	48.17	0.00
Paydown	03/16/2022	380146AC4	0.00	GM Financial Auto Receivables 2022-1 A3 1.26% Due 11/16/2026	100.000		0.00	78.75	78.75	0.00
Paydown	03/18/2022	43813KAC6	0.00	Honda Auto Receivables Trust 2020-3 A3 0.37% Due 10/18/2024	100.000		0.00	58.58	58.58	0.00



Transaction Type	Settlement Date	CUSIP	Quantity	Security Description	Price	Acq/Disp Yield	Amount	Interest Pur/Sold	Total Amount	Gain/Loss
DISPOSITIONS										
Paydown	03/21/2022	43813GAC5	0.00	Honda Auto Receivables Trust 2021-1 A3 0.27% Due 4/21/2025	100.000		0.00	20.25	20.25	0.00
Paydown	03/21/2022	43813RAC1	5,268.48	Honda Auto Receivables 2020-1 A3 1.61% Due 4/22/2024	100.000		5,268.48	89.68	5,358.16	0.00
Paydown	03/21/2022	43815GAC3	0.00	Honda Auto Receivables Trust 2021-4 A3 0.88% Due 1/21/2026	100.000		0.00	84.33	84.33	0.00
Paydown	03/25/2022	05601XAC3	0.00	BMW Vehicle Lease Trust 2022-1 A3 1.1% Due 3/25/2025	100.000		0.00	100.83	100.83	0.00
Paydown	03/25/2022	09690AAC7	0.00	BMW Vehicle Lease Trust 2021-2 A3 0.33% Due 12/26/2024	100.000		0.00	28.88	28.88	0.00
Subtotal			51,074.02				51,074.02	1,672.41	52,746.43	0.00
Maturity	03/11/2022	313378WG2	450,000.00	FHLB Note 2.5% Due 3/11/2022	100.000		450,000.00	0.00	450,000.00	0.00
Maturity	03/31/2022	912828W89	460,000.00	US Treasury Note 1.875% Due 3/31/2022	100.000		460,000.00	0.00	460,000.00	0.00
Subtotal			910,000.00				910,000.00	0.00	910,000.00	0.00
Security Withdrawal	03/04/2022	60934N807	2,700.76	Federated Investors Govt Oblig Fund Inst.	1.000		2,700.76	0.00	2,700.76	0.00
Subtotal			2,700.76				2,700.76	0.00	2,700.76	0.00
TOTAL DISPOSITIONS			2,030,337.96				2,030,337.96	1,672.41	2,032,010.37	0.00
OTHER TRANSACTIONS										
Interest	03/06/2022	3135G0W33	500,000.00	FNMA Note 1.375% Due 9/6/2022	0.000		3,437.50	0.00	3,437.50	0.00
Interest	03/08/2022	313383YJ4	225,000.00	FHLB Note 3.375% Due 9/8/2023	0.000		3,796.88	0.00	3,796.88	0.00
Interest	03/11/2022	313378WG2	450,000.00	FHLB Note 2.5% Due 3/11/2022	0.000		5,625.00	0.00	5,625.00	0.00



Transaction Type	Settlement Date	CUSIP	Quantity	Security Description	Price	Acq/Disp Yield	Amount	Interest Pur/Sold	Total Amount	Gain/Loss
OTHER TRANSACTIONS										
Interest	03/13/2022	3130A2UW4	250,000.00	FHLB Note 2.875% Due 9/13/2024	0.000		3,593.75	0.00	3,593.75	0.00
Interest	03/15/2022	084670BR8	100,000.00	Berkshire Hathaway Callable Note Cont 1/15/2023 2.75% Due 3/15/2023	0.000		1,375.00	0.00	1,375.00	0.00
Interest	03/15/2022	912828ZD5	850,000.00	US Treasury Note 0.5% Due 3/15/2023	0.000		2,125.00	0.00	2,125.00	0.00
Interest	03/15/2022	91282CAK7	800,000.00	US Treasury Note 0.125% Due 9/15/2023	0.000		500.00	0.00	500.00	0.00
Interest	03/17/2022	931142ER0	85,000.00	Wal-Mart Stores Callable Note Cont 08/17/2026 1.05% Due 9/17/2026	0.000		446.25	0.00	446.25	0.00
Interest	03/18/2022	808513BN4	515,000.00	Charles Schwab Corp Callable Note Cont 2/18/2024 0.75% Due 3/18/2024	0.000		1,931.25	0.00	1,931.25	0.00
Interest	03/19/2022	459058GQ0	335,000.00	Intl. Bank Recon & Development Note 2.5% Due 3/19/2024	0.000		4,187.50	0.00	4,187.50	0.00
Interest	03/23/2022	3137EAEX3	250,000.00	FHLMC Note 0.375% Due 9/23/2025	0.000		468.75	0.00	468.75	0.00
Interest	03/23/2022	4581X0DZ8	545,000.00	Inter-American Dev Bank Note 0.5% Due 9/23/2024	0.000		1,362.50	0.00	1,362.50	0.00
Interest	03/23/2022	46625HJE1	350,000.00	JP Morgan Chase Note 3.25% Due 9/23/2022	0.000		5,687.50	0.00	5,687.50	0.00
Interest	03/31/2022	9128284D9	450,000.00	US Treasury Note 2.5% Due 3/31/2023	0.000		5,625.00	0.00	5,625.00	0.00
Interest	03/31/2022	912828W71	800,000.00	US Treasury Note 2.125% Due 3/31/2024	0.000		8,500.00	0.00	8,500.00	0.00
Interest	03/31/2022	912828W89	460,000.00	US Treasury Note 1.875% Due 3/31/2022	0.000		4,312.50	0.00	4,312.50	0.00
Interest	03/31/2022	912828YG9	900,000.00	US Treasury Note 1.625% Due 9/30/2026	0.000		7,312.50	0.00	7,312.50	0.00



Transaction Ledger

As of March 31, 2022



Transaction Type	Settlement Date	CUSIP	Quantity	Security Description	Price	Acq/Disp Yield	Amount	Interest Pur/Sold	Total Amount	Gain/Loss
OTHER TRANSACTIONS										
Interest	03/31/2022	912828ZF0	800,000.00	US Treasury Note 0.5% Due 3/31/2025	0.000		2,000.00	0.00	2,000.00	0.00
Subtotal			8,665,000.00				62,286.88	0.00	62,286.88	0.00
Dividend	03/02/2022	60934N807	579,567.77	Federated Investors Govt Oblig Fund Inst.	0.000		25.04	0.00	25.04	0.00
Subtotal			579,567.77				25.04	0.00	25.04	0.00
TOTAL OTHER TRANSACTIONS			9,244,567.77				62,311.92	0.00	62,311.92	0.00



Chandler Asset Management, Inc. ("Chandler") is an SEC registered investment adviser. For additional information about our firm, please see our current disclosures (Form ADV). To obtain a copy of our current disclosures, you may contact your client service representative by calling the number on the front of this statement or you may visit our website at www.chandlerasset.com.

Information contained in this monthly statement is confidential and is provided for informational purposes only and should not be construed as specific investment or legal advice. The information contained herein was obtained from sources believed to be reliable as of the date of this statement, but may become outdated or superseded at any time without notice.

Custody: Your qualified custodian bank maintains control of all assets reflected in this statement and we urge you to compare this statement to the one you receive from your qualified custodian. Chandler does not have any authority to withdraw or deposit funds from/to the custodian account.

Valuation: Prices are provided by IDC, an independent pricing source. In the event IDC does not provide a price or if the price provided is not reflective of fair market value, Chandler will obtain pricing from an alternative approved third party pricing source in accordance with our written valuation policy and procedures. Our valuation procedures are also disclosed in Item 5 of our Form ADV Part 2A.

Performance: Performance results are presented gross-of-advisory fees and represent the client's Total Return. The deduction of advisory fees lowers performance results. These results include the reinvestment of dividends and other earnings. Past performance may not be indicative of future results. Therefore, clients should not assume that future performance of any specific investment or investment strategy will be profitable or equal to past performance levels. All investment strategies have the potential for profit or loss. Economic factors, market conditions or changes in investment strategies, contributions or withdrawals may materially alter the performance and results of your portfolio.

Source ice Data Indices, LLC ("ICE"), used with permission. ICE PERMITS USE OF THE ICE INDICES AND RELATED DATA ON AN "AS IS" BASIS; ICE, ITS AFFILIATES AND THEIR RESPECTIVE THIRD PARTY SUPPLIERS DISCLAIM ANY AND ALL WARRANTIES AND REPRESENTATIONS, EXPRESS AND/OR IMPLIED, INCLUDING ANY WARRANTIES OF MERCHANTABILITY OR FITNESS FOR A PARTICULAR PURPOSE OR USE, INCLUDING THE INDICES, INDEX DATA AND ANY DATA INCLUDED IN, RELATED TO, OR DERIVED THEREFROM. NEITHER ICE DATA, ITS AFFILIATES OR THEIR RESPECTIVE THIRD PARTY PROVIDERS GUARANTEE THE QUALITY, ADEQUACY, ACCURACY, TIMELINESS OR COMPLETENESS OF THE INDICES OR THE INDEX DATA OR ANY COMPONENT THEREOF, AND THE INDICES AND INDEX DATA AND ALL COMPONENTS THEREOF ARE PROVIDED ON AN "AS IS" BASIS AND LICENSEE'S USE IS AT LICENSEE'S OWN RISK. ICE DATA, ITS AFFILIATES AND THEIR RESPECTIVE THIRD PARTY DO NOT SPONSOR, ENDORSE, OR RECOMMEND CHANDLER, OR ANY OF ITS PRODUCTS OR SERVICES.

Index returns assume reinvestment of all distributions. Historical performance results for investment indexes generally do not reflect the deduction of transaction and/or custodial charges or the deduction of an investment management fee, the incurrence of which would have the effect of decreasing historical performance results. It is not possible to invest directly in an index.

Ratings: Ratings information have been provided by Moody's, S&P and Fitch through data feeds we believe to be reliable as of the date of this statement, however we cannot guarantee its accuracy.

Security level ratings for U.S. Agency issued mortgage-backed securities ("MBS") reflect the issuer rating because the securities themselves are not rated. The issuing U.S. Agency guarantees the full and timely payment of both principal and interest and carries a AA+/Aaa/AAA by S&P, Moody's and Fitch respectively.



Benchmark Index	Disclosure
ICE BofA 1-3 Yr US Treasury & Agency Index*	<p>The ICE BofA 1-3 Year US Treasury & Agency Index tracks the performance of US dollar denominated US Treasury and nonsubordinated US agency debt issued in the US domestic market. Qualifying securities must have an investment grade rating (based on an average of Moody's, S&P and Fitch). Qualifying securities must have at least one year remaining term to final maturity and less than three years remaining term to final maturity, at least 18 months to maturity at time of issuance, a fixed coupon schedule, and a minimum amount outstanding of \$1 billion for sovereigns and \$250 million for agencies.</p> <p>The ICE BofA Blended 0-3 Year US Treasury Index is a static, internally maintained benchmark comprised of US dollar denominated sovereign debt publicly issued by the US government in its domestic market. Effective 1/1/2001, it consists of the following indices: (30%) ICE BofA US 3-Month Treasury Bill Index, (30%) ICE BofA US 6-Month Treasury Bill Index, (40%) ICE BofA 1-3 Year US Treasury Index. Qualifying securities will include 3 and 6-month Treasury Bills and US Treasury securities that must have at least one year remaining term to final maturity and less than three years remaining term to final maturity, a fixed coupon schedule, and a minimum amount outstanding of \$1 billion. Qualifying securities must have at least 18 months to final maturity at the time of issuance. *Prior to 1/1/2001 it consisted of (100%) ICE BofA US 1-Year Treasury Bill Index, GOO3.</p>
ICE BofA 1-3 Yr AAA-A US Corp & Govt Index	<p>The ICE BofA 1-3 AAA-A Year US Corporate & Government Index tracks the performance of US dollar denominated investment grade debt publicly issued in the US domestic market, including US Treasury, US agency, foreign government, supranational, and corporate securities. Qualifying securities must be rated AAA through A3 (based on an average of Moody's, S&P and Fitch). In addition, qualifying securities must have at least one year remaining term to final maturity and less than three years remaining term to final maturity, at least 18 months to final maturity at point of issuance, a fixed coupon schedule, and a minimum amount outstanding of \$1 billion for US Treasuries and \$250 million for all other securities.</p>