



# Town of Truckee - Account #520

## MONTHLY ACCOUNT STATEMENT

OCTOBER 1, 2022 THROUGH OCTOBER 31, 2022

### Chandler Team:

For questions about your account, please call (800) 317-4747,  
or contact [operations@chandlerasset.com](mailto:operations@chandlerasset.com)

### Custodian

Bank of New York Mellon  
Lauren Dehner  
(904) 645-1918

**CHANDLER ASSET MANAGEMENT**  
[chandlerasset.com](http://chandlerasset.com)

*Information contained herein is confidential. We urge you to compare this statement to the one you receive from your qualified custodian. Please see Important Disclosures.*



## PORTFOLIO CHARACTERISTICS

Average Modified Duration	1.68
Average Coupon	1.49%
Average Purchase YTM	1.27%
Average Market YTM	4.66%
Average S&P/Moody Rating	AA+/Aa1
Average Final Maturity	1.92 yrs
Average Life	1.77 yrs

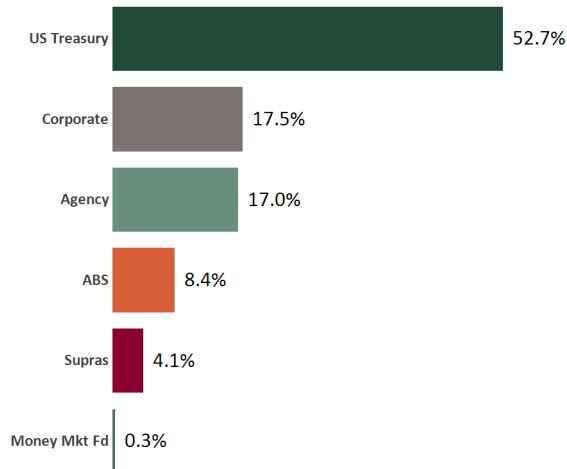
## ACCOUNT SUMMARY

	Beg. Values as of 9/30/22	End Values as of 10/31/22
Market Value	33,097,697	33,010,292
Accrued Interest	96,359	129,649
Total Market Value	<b>33,194,056</b>	<b>33,139,941</b>
Income Earned	32,838	37,476
Cont/WD		-2,641
Par	34,593,348	34,639,347
Book Value	34,710,401	34,711,042
Cost Value	34,857,833	34,872,309

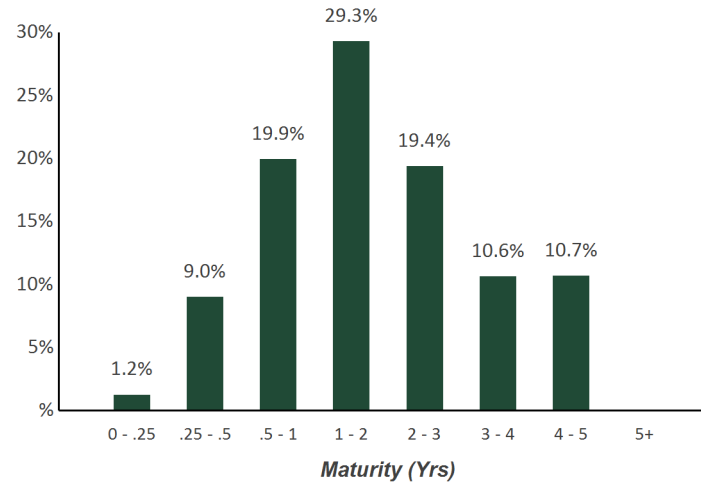
## TOP ISSUERS

Government of United States	52.7%
Federal Home Loan Mortgage Corp	8.6%
Federal National Mortgage Assoc	4.9%
Federal Home Loan Bank	2.8%
Honda ABS	1.8%
Caterpillar Inc	1.7%
John Deere ABS	1.7%
Intl Bank Recon and Development	1.7%
<b>Total</b>	<b>75.8%</b>

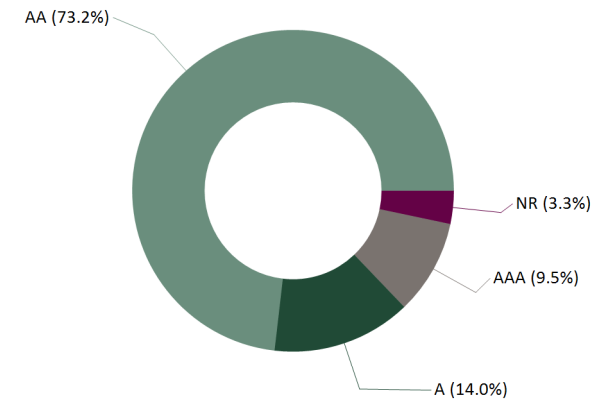
## SECTOR ALLOCATION



## MATURITY DISTRIBUTION



## CREDIT QUALITY (S&amp;P)



## PERFORMANCE REVIEW

TOTAL RATE OF RETURN	Annualized								
	1M	3M	YTD	1YR	2YRS	3YRS	5YRS	10YRS	2/28/2005
Town of Truckee	-0.16%	-1.79%	-3.98%	-4.14%	-2.19%	-0.39%	0.81%	0.83%	2.06%
ICE BofA 1-3 Yr US Treasury & Agency Index*	-0.10%	-1.99%	-4.46%	-4.67%	-2.47%	-0.63%	0.56%	0.60%	1.80%
ICE BofA 1-3 Yr AAA-A US Corp & Govt Index	-0.12%	-2.06%	-4.53%	-4.75%	-2.47%	-0.57%	0.65%	0.73%	1.89%

\*ICE BofA 0-3 Yr Treasury Custom Index to 3/31/07

# Statement of Compliance

As of October 31, 2022



## Town of Truckee

Assets managed by Chandler Asset Management are in full compliance with state law and with the Client's investment policy.

Category	Standard	Comment
U.S. Treasuries	No limitations; Full faith and credit of the U.S. are pledged for the payment of principal and interest	Complies
Federal Agencies	35% max per Agency issuer; 20% max callable agencies; Federal Agencies or U.S. government-sponsored enterprise obligations, participations, or other instruments, including those issued by or fully guaranteed as to principal and interest by federal agencies or U.S. government-sponsored enterprises	Complies
Supranational Obligations	"AA" rated or higher by a Nationally Recognized Statistical Rating Organization ("NRSRO"); 30% max; 10% max per issuer; Unsubordinated obligations issued by the International Bank for Reconstruction and Development ("IBRD"), the International Finance Corporation ("IFC") or the Inter-American Development Bank ("IADB")	Complies
Municipal Securities	"A" rating category or higher by a NRSRO; 30% max; 5% max per issuer; Include obligations of the Town, State of California; Bonds payable solely out of the revenues from a revenue-producing property owned, controlled, or operated by a state, or by a department, board, agency, or authority of any of the other 49 states, and any local Agency within the state of California	Complies
Corporate Medium Term Notes	"A" rating category or higher by a NRSRO; 30% max; 5% max per issuer; Issued by corporations organized and operating within the U.S. or by depository institutions licensed by the U.S. or any state and operating within the U.S.	Complies
Mortgage Pass-Through Securities, Collateralized Mortgage Obligations, Asset-Backed Securities	"AA" rating category or higher by a NRSRO; 20% max; 5% max per issuer; From issuers not defined in sections 1 (U.S. Government) and 2 (Federal Agencies) of the Acceptable Investment Instruments section of the policy.	Complies
Negotiable Certificates of Deposit (NCD)	The amount of NCD insured up to the FDIC limit does not require any credit ratings; Any amount above FDIC insured limit must be issued by institutions with "A-1" short-term debt rating or higher by a NRSRO; or "A" long-term rating category or better by a NRSRO for senior debt; 30% max; 5% max per issuer; Issued by a nationally or state-chartered bank, a savings association or a federal association, a state or federal credit union, or by a state-licensed branch of a foreign bank	Complies
FDIC Insured or Collateralized Time Deposits (TD)/Certificates of Deposit (CD)	30% max; 5% max per issuer; FDIC insured or fully collateralized time certificates of deposit in financial institutions located in California, including U.S. branches of foreign banks licensed to do business in California; Invest only in financial institutions with a net worth > \$1 million; The amount on deposit shall not exceed the shareholder's equity of the financial institution; Financial institution must have received a minimum overall satisfactory rating for meeting the credit needs of California Communities, as provided by Government Code Section 53635.2	Complies
Banker's Acceptances	"A-1" short-term debt rated or higher by a NRSRO; and "A" rating category or higher by a NRSRO, if the issuer has long-term debt rating; 40% max; 5% max per issuer; 180 days max maturity	Complies
Commercial Paper	"Prime" quality rated "A-1" or higher by a NRSRO; The entity that issues the commercial paper shall meet all of the following conditions in either (A) or (B): (A) (i) is organized and operating in the U.S. as a general corporation; (ii) has total assets >\$500 million; (iii) has debt other than commercial paper, if any, that is rated "A" category or higher by a NRSRO; or (B) (i) is organized within the U.S. as a special purpose corporation, trust, or limited liability company; (ii) has program wide credit enhancements including, but not limited to, over collateralization, letters of credit, or surety bond; (iii) has commercial paper rated "A-1" or higher by a NRSRO  25% max; 5% max per issuer; 270 days max maturity; 10% max of the outstanding paper of an issuing corporation	Complies

Money Market Funds	Issued by diversified management companies that are money market funds registered with the SEC under the Investment Company Act of 1940 and meet either of the following criteria: (i) Attained highest rating by two NRSROs; or (ii) Retained an investment adviser registered or exempt from SEC registration with not less than 5 years experience managing money market mutual funds with AUM >\$500 million; 20% max	<i>Complies</i>
Local Agency Investment Fund (LAIF)	Maximum amount permitted by LAIF; \$75 million; Not used by investment adviser	<i>Complies</i>
Repurchase Agreements	30% max; 1 year max maturity; Repurchase agreements with primary government securities dealers rated in the "A" category or higher by two NRSROs; Counterparties should have (i) short-term rating of at least "A-1" by a NRSRO; (ii) Minimum \$25 billion in assets and \$350 million in capital; (iii) 5 years of acceptable audited financial results; (iv) strong reputation; 102% Collateralized by U.S. Treasury or Federal Agency securities only; Not used by investment adviser	<i>Complies</i>
Prohibited	Common stocks, Futures contracts, Options, Inverse floaters, Range notes, Mortgage-derived interest-only strips, any security not issued or backed by the U.S. Government that could result in zero interest accrual if held to maturity; Any security not listed in Section VIII of the policy, but permitted by CGC , is prohibited unless approved by the Town Council;  Excluded Investments: For investments in non-pooled funds, companies whose primary business is fossil fuels extraction including any company involved in the coal industry shall be excluded from the Town's investment portfolio	<i>Complies</i>
Security Downgrade	If securities owned by the Town are downgraded to a level below the quality required by the investment policy, it shall be the Town's policy to review the credit situation and make determination as to whether sell or retain such securities in the portfolio; a. If a security is downgraded, the Administrative Services Director will use discretion in determining whether to sell or hold the security based on its current maturity, economic outlook for the issuer, and other factors; b. If a decision is made to retain a downgraded security in the portfolio, its presence in the portfolio will be monitored and reported monthly to the Town	<i>Complies</i>
Duration	Approximately equal to the duration (+- 20%) of the benchmark index	<i>Complies</i>
Max Callables	20% max of callable securities (does not include "make whole call")	<i>Complies</i>
Max Per Issuer	5% max per issuer, other than U.S. Government, its Agencies and instrumentalities, Supranationals, LAIF, or Money Market Mutual Funds, unless otherwise specified in the investment policy	<i>Complies</i>
Maximum Maturity	5 years, except as otherwise stated in the policy	<i>Complies</i>

## Reconciliation Summary

As of October 31, 2022



BOOK VALUE RECONCILIATION		
<b>BEGINNING BOOK VALUE</b>		<b>\$34,710,401.33</b>
<u><b>Acquisition</b></u>		
+ Security Purchases	\$955,530.82	
+ Money Market Fund Purchases	\$84,187.77	
+ Money Market Contributions	\$0.00	
+ Security Contributions	\$0.00	
+ Security Transfers	\$0.00	
<b>Total Acquisitions</b>		<b>\$1,039,718.59</b>
<u><b>Dispositions</b></u>		
- Security Sales	\$498,545.00	
- Money Market Fund Sales	\$462,183.46	
- MMF Withdrawals	\$2,640.65	
- Security Withdrawals	\$0.00	
- Security Transfers	\$0.00	
- Other Dispositions	\$0.00	
- Maturities	\$0.00	
- Calls	\$0.00	
- Principal Paydowns	\$68,364.71	
<b>Total Dispositions</b>		<b>\$1,031,733.82</b>
<u><b>Amortization/Accretion</b></u>		
+/- Net Accretion	(\$6,439.24)	
		(\$6,439.24)
<u><b>Gain/Loss on Dispositions</b></u>		
+/- Realized Gain/Loss	(\$904.52)	
		(\$904.52)
<b>ENDING BOOK VALUE</b>		<b>\$34,711,042.34</b>

CASH TRANSACTION SUMMARY		
<b>BEGINNING BALANCE</b>		<b>\$486,453.69</b>
<u><b>Acquisition</b></u>		
Contributions	\$0.00	
Security Sale Proceeds	\$498,545.00	
Accrued Interest Received	\$3,380.97	
Interest Received	\$14,682.65	
Dividend Received	\$1,140.41	
Principal on Maturities	\$0.00	
Interest on Maturities	\$0.00	
Calls/Redemption (Principal)	\$0.00	
Interest from Calls/Redemption	\$0.00	
Principal Paydown	\$68,364.71	
<b>Total Acquisitions</b>	<b>\$586,113.74</b>	
<u><b>Dispositions</b></u>		
Withdrawals	\$2,640.65	
Security Purchase	\$955,530.82	
Accrued Interest Paid	\$8,578.61	
<b>Total Dispositions</b>	<b>\$966,750.08</b>	
<b>ENDING BOOK VALUE</b>		<b>\$105,817.35</b>

## Holdings Report

As of October 31, 2022



CUSIP	Security Description	Par Value/Units	Purchase Date Book Yield	Cost Value Book Value	Mkt Price Mkt YTM	Market Value Accrued Int.	% of Port. Gain/Loss	Moody/S&P Fitch	Maturity Duration
<b>ABS</b>									
43813RAC1	Honda Auto Receivables 2020-1 A3 1.61% Due 4/22/2024	28,656.85	02/19/2020 1.62%	28,651.23 28,654.86	99.04 4.62%	28,381.89 12.82	0.09% (272.97)	Aaa / NR AAA	1.48 0.32
89232HAC9	Toyota Auto Receivable Own 2020-A A3 1.66% Due 5/15/2024	70,373.36	06/17/2020 0.68%	71,995.25 71,011.42	99.28 4.64%	69,864.35 51.92	0.21% (1,147.07)	Aaa / AAA NR	1.54 0.24
65479JAD5	Nissan Auto Receivables Owner 2019-C A3 1.93% Due 7/15/2024	50,928.15	10/16/2019 1.94%	50,925.46 50,927.18	99.53 4.54%	50,687.77 43.69	0.15% (239.41)	Aaa / AAA NR	1.71 0.18
47789KAC7	John Deere Owner Trust 2020-A A3 1.1% Due 8/15/2024	41,115.94	03/04/2020 1.11%	41,113.44 41,114.93	98.94 4.68%	40,678.92 20.10	0.12% (436.01)	Aaa / NR AAA	1.79 0.30
89237VAB5	Toyota Auto Receivables Trust 2020-C A3 0.44% Due 10/15/2024	53,065.36	07/21/2020 0.44%	53,061.28 53,063.47	98.22 5.08%	52,118.36 10.38	0.16% (945.11)	Aaa / AAA NR	1.96 0.38
43813KAC6	Honda Auto Receivables Trust 2020-3 A3 0.37% Due 10/18/2024	114,760.97	09/22/2020 0.38%	114,744.11 114,755.35	97.67 5.08%	112,082.91 15.33	0.34% (2,672.44)	NR / AAA AAA	1.97 0.49
47787NAC3	John Deere Owner Trust 2020-B A3 0.51% Due 11/15/2024	28,009.23	07/14/2020 0.52%	28,004.97 28,007.76	98.01 5.32%	27,452.57 6.35	0.08% (555.19)	Aaa / NR AAA	2.04 0.41
58769KAD6	Mercedes-Benz Auto Lease Trust 2021- B A3 0.4% Due 11/15/2024	170,000.00	06/22/2021 0.40%	169,987.17 169,993.93	96.29 5.51%	163,692.83 30.22	0.49% (6,301.10)	NR / AAA AAA	2.04 0.73
09690AAC7	BMW Vehicle Lease Trust 2021-2 A3 0.33% Due 12/26/2024	105,000.00	09/08/2021 0.34%	104,989.16 104,994.53	96.93 5.38%	101,772.72 5.78	0.31% (3,221.81)	Aaa / NR AAA	2.16 0.61
89236XAC0	Toyota Auto Receivables 2020-D A3 0.35% Due 1/15/2025	43,400.83	10/06/2020 0.36%	43,392.75 43,396.64	98.20 4.48%	42,619.22 6.75	0.13% (777.42)	NR / AAA AAA	2.21 0.43
05601XAC3	BMW Vehicle Lease Trust 2022-1 A3 1.1% Due 3/25/2025	110,000.00	01/11/2022 1.11%	109,983.56 109,989.47	95.87 5.52%	105,451.50 20.17	0.32% (4,537.97)	NR / AAA AAA	2.40 0.94
43813GAC5	Honda Auto Receivables Trust 2021-1 A3 0.27% Due 4/21/2025	72,918.72	02/17/2021 0.27%	72,917.39 72,918.12	96.91 5.40%	70,668.45 5.47	0.21% (2,249.67)	Aaa / NR AAA	2.47 0.60
89240BAC2	Toyota Auto Receivables Owners 2021- A A3 0.26% Due 5/15/2025	130,299.92	02/02/2021 0.27%	130,275.74 130,289.23	97.17 4.91%	126,611.91 15.06	0.38% (3,677.32)	Aaa / NR AAA	2.54 0.61
36266FAC3	GM Financial Auto Lease Trust 2022-2 A3 3.42% Due 6/20/2025	180,000.00	05/03/2022 3.45%	179,981.23 179,985.31	97.33 5.39%	175,193.82 188.10	0.53% (4,791.49)	NR / AAA AAA	2.64 1.38

## Holdings Report

As of October 31, 2022



CUSIP	Security Description	Par Value/Units	Purchase Date Book Yield	Cost Value Book Value	Mkt Price Mkt YTM	Market Value Accrued Int.	% of Port. Gain/Loss	Moody/S&P Fitch	Maturity Duration
<b>ABS</b>									
47788UAC6	John Deere Owner Trust 2021-A A3 0.36% Due 9/15/2025	85,000.00	03/02/2021 0.37%	84,983.66 84,991.13	95.74 5.80%	81,377.73 13.60	0.25% (3,613.40)	Aaa / NR AAA	2.88 0.78
43815GAC3	Honda Auto Receivables Trust 2021-4 A3 0.88% Due 1/21/2026	115,000.00	11/16/2021 0.89%	114,975.76 114,982.76	94.28 5.08%	108,422.92 28.11	0.33% (6,559.84)	Aaa / NR AAA	3.23 1.38
47789QAC4	John Deere Owner Trust 2021-B A3 0.52% Due 3/16/2026	145,000.00	07/13/2021 0.52%	144,987.07 144,991.61	94.20 5.19%	136,593.34 33.51	0.41% (8,398.27)	Aaa / NR AAA	3.38 1.26
89238JAC9	Toyota Auto Receivables Trust 2021-D A3 0.71% Due 4/15/2026	105,000.00	11/09/2021 0.71%	104,997.76 104,998.42	94.14 5.17%	98,849.31 33.13	0.30% (6,149.11)	NR / AAA AAA	3.46 1.33
44935FAD6	Hyundai Auto Receivables Trust 2021-C A3 0.74% Due 5/15/2026	80,000.00	11/09/2021 0.75%	79,982.14 79,987.54	93.95 5.38%	75,159.20 26.31	0.23% (4,828.34)	NR / AAA AAA	3.54 1.32
43815BAC4	Honda Auto Receivables Trust 2022-1 A3 1.88% Due 5/15/2026	185,000.00	02/15/2022 1.89%	184,972.18 184,978.11	94.65 5.10%	175,096.21 154.58	0.53% (9,881.90)	Aaa / AAA NR	3.54 1.69
43815PAC3	Honda Auto Receivables 2022-2 A3 3.73% Due 7/20/2026	115,000.00	08/15/2022 3.76%	114,993.15 114,993.57	97.23 5.13%	111,819.10 154.90	0.34% (3,174.47)	NR / AAA AAA	3.72 2.04
362554AC1	GM Financial Securitized Term 2021-4 A3 0.68% Due 9/16/2026	85,000.00	10/13/2021 0.68%	84,997.83 84,998.49	93.59 5.62%	79,550.99 24.08	0.24% (5,447.50)	Aaa / AAA NR	3.88 1.32
47787JAC2	John Deere Owner Trust 2022-A A3 2.32% Due 9/16/2026	140,000.00	03/10/2022 2.34%	139,969.03 139,974.60	95.04 5.35%	133,057.40 144.36	0.40% (6,917.20)	Aaa / NR AAA	3.88 1.67
380146AC4	GM Financial Auto Receivables 2022-1 A3 1.26% Due 11/16/2026	75,000.00	01/11/2022 1.27%	74,993.48 74,995.02	94.76 5.03%	71,068.50 39.38	0.21% (3,926.52)	NR / AAA AAA	4.05 1.41
47800AAC4	John Deere Owner Trust 2022-B A3 3.74% Due 2/16/2027	150,000.00	07/12/2022 3.77%	149,985.67 149,986.81	97.17 4.99%	145,759.80 249.33	0.44% (4,227.01)	Aaa / NR AAA	4.30 2.34
36265WAD5	GM Financial Securitized Auto 2022-3 A3 3.64% Due 4/16/2027	100,000.00	07/06/2022 3.67%	99,999.31 99,999.38	96.75 5.40%	96,747.51 151.67	0.29% (3,251.87)	Aaa / NR AAA	4.46 1.90
02582JIT8	American Express Credit Trust 2022-2 A 3.39% Due 5/17/2027	310,000.00	05/17/2022 3.42%	309,931.43 309,941.59	96.01 5.12%	297,628.21 467.07	0.90% (12,313.38)	NR / AAA AAA	4.55 2.37
<b>Total ABS</b>		<b>2,888,529.33</b>	<b>1.68%</b>	<b>2,889,791.21</b> <b>2,888,921.23</b>	<b>5.19%</b>	<b>2,778,407.44</b> <b>1,952.17</b>	<b>8.39%</b> <b>(110,513.79)</b>	<b>Aaa / AAA</b> <b>AAA</b>	<b>3.15</b> <b>1.29</b>

## Holdings Report

As of October 31, 2022



CUSIP	Security Description	Par Value/Units	Purchase Date Book Yield	Cost Value Book Value	Mkt Price Mkt YTM	Market Value Accrued Int.	% of Port. Gain/Loss	Moody/S&P Fitch	Maturity Duration
<b>AGENCY</b>									
3135G0T94	FNMA Note 2.375% Due 1/19/2023	300,000.00	10/15/2018 3.06%	291,852.00 299,586.32	99.64 4.01%	298,929.90 2,018.75	0.91% (656.42)	Aaa / AA+ AAA	0.22 0.21
3137EAER6	FHLMC Note 0.375% Due 5/5/2023	460,000.00	05/05/2020 0.39%	459,806.80 459,967.30	97.87 4.63%	450,213.50 843.33	1.36% (9,753.80)	Aaa / AA+ AAA	0.51 0.50
3135G04Q3	FNMA Note 0.25% Due 5/22/2023	490,000.00	05/20/2020 0.35%	488,525.10 489,727.92	97.63 4.60%	478,377.69 541.04	1.45% (11,350.23)	Aaa / AA+ AAA	0.56 0.55
3137EAEN5	FHLMC Note 2.75% Due 6/19/2023	300,000.00	11/19/2018 2.99%	296,895.00 299,572.88	98.82 4.65%	296,469.30 3,025.00	0.90% (3,103.58)	Aaa / AA+ AAA	0.63 0.61
3135G05G4	FNMA Note 0.25% Due 7/10/2023	430,000.00	07/08/2020 0.32%	429,075.50 429,788.08	97.02 4.68%	417,187.29 331.46	1.26% (12,600.79)	Aaa / AA+ AAA	0.69 0.68
3137EAEV7	FHLMC Note 0.25% Due 8/24/2023	525,000.00	08/27/2020 0.29%	524,438.25 524,847.17	96.45 4.75%	506,353.58 244.27	1.53% (18,493.59)	Aaa / AA+ AAA	0.81 0.79
313383YJ4	FHLB Note 3.375% Due 9/8/2023	225,000.00	01/30/2019 2.69%	231,648.75 226,230.08	98.79 4.84%	222,270.98 1,117.97	0.67% (3,959.10)	Aaa / AA+ NR	0.85 0.82
3137EAEY1	FHLMC Note 0.125% Due 10/16/2023	480,000.00	10/14/2020 0.25%	478,209.60 479,429.36	95.67 4.80%	459,231.84 25.00	1.39% (20,197.52)	Aaa / AA+ AAA	0.96 0.94
3137EAEZ8	FHLMC Note 0.25% Due 11/6/2023	450,000.00	11/17/2020 0.28%	449,631.00 449,873.93	95.54 4.80%	429,950.25 546.88	1.30% (19,923.68)	Aaa / AA+ AAA	1.02 0.99
3135G06H1	FNMA Note 0.25% Due 11/27/2023	445,000.00	11/23/2020 0.29%	444,492.70 444,819.18	95.38 4.72%	424,420.53 475.90	1.28% (20,398.65)	Aaa / AA+ AAA	1.07 1.05
3130A0F70	FHLB Note 3.375% Due 12/8/2023	450,000.00	Various 2.72%	463,308.30 453,008.55	98.49 4.79%	443,218.95 6,032.82	1.36% (9,789.60)	Aaa / AA+ AAA	1.10 1.05
3130A2UW4	FHLB Note 2.875% Due 9/13/2024	250,000.00	10/29/2019 1.76%	262,895.00 254,940.67	96.76 4.71%	241,890.00 958.33	0.73% (13,050.67)	Aaa / AA+ AAA	1.87 1.78
3133ENKS8	FFCB Note 1.125% Due 1/6/2025	260,000.00	01/06/2022 1.20%	259,415.00 259,572.64	92.78 4.65%	241,222.80 934.38	0.73% (18,349.84)	Aaa / AA+ AAA	2.19 2.10
3137EAEP0	FHLMC Note 1.5% Due 2/12/2025	500,000.00	06/04/2020 0.55%	521,955.00 510,689.12	93.51 4.53%	467,559.00 1,645.83	1.42% (43,130.12)	Aaa / AA+ AAA	2.29 2.19



## Holdings Report

As of October 31, 2022



CUSIP	Security Description	Par Value/Units	Purchase Date Book Yield	Cost Value Book Value	Mkt Price Mkt YTM	Market Value Accrued Int.	% of Port. Gain/Loss	Moody/S&P Fitch	Maturity Duration
<b>AGENCY</b>									
3137EAEX3	FHLMC Note 0.375% Due 9/23/2025	250,000.00	09/24/2020 0.43%	249,365.00 249,632.02	88.93 4.50%	222,322.75 98.96	0.67% (27,309.27)	Aaa / AA+ AAA	2.90 2.82
<b>Total Agency</b>		<b>5,815,000.00</b>	<b>1.00%</b>	<b>5,851,513.00</b> <b>5,831,685.22</b>	<b>4.66%</b>	<b>5,599,618.36</b> <b>18,839.92</b>	<b>16.95%</b> <b>(232,066.86)</b>	<b>Aaa / AA+ AAA</b>	<b>1.10</b> <b>1.06</b>
<b>CORPORATE</b>									
084670BR8	Berkshire Hathaway Callable Note Cont 1/15/2023 2.75% Due 3/15/2023	100,000.00	08/26/2019 1.83%	103,017.00 100,183.07	99.38 4.41%	99,384.90 351.39	0.30% (798.17)	Aa2 / AA A+	0.37 0.36
037833AK6	Apple Inc Note 2.4% Due 5/3/2023	350,000.00	04/11/2019 2.69%	346,087.00 349,515.84	98.89 4.66%	346,099.60 4,153.33	1.06% (3,416.24)	Aaa / AA+ NR	0.50 0.49
931142EK5	Wal-Mart Stores Callable Note Cont 5/26/2023 3.4% Due 6/26/2023	300,000.00	09/26/2019 1.89%	315,957.00 302,464.12	99.27 4.55%	297,795.90 3,541.67	0.91% (4,668.22)	Aa2 / AA AA	0.65 0.63
24422EUR8	John Deere Capital Corp Note 3.45% Due 1/10/2024	200,000.00	03/14/2019 2.95%	204,430.00 201,095.54	98.46 4.79%	196,917.60 2,127.50	0.60% (4,177.94)	A2 / A A	1.19 1.14
24422EVN6	John Deere Capital Corp Note 0.45% Due 1/17/2024	210,000.00	03/01/2021 0.47%	209,850.90 209,937.18	94.89 4.84%	199,268.58 273.00	0.60% (10,668.60)	A2 / A A	1.21 1.18
808513BN4	Charles Schwab Corp Callable Note Cont 2/18/2024 0.75% Due 3/18/2024	515,000.00	Various 0.55%	517,791.25 516,328.18	94.33 5.06%	485,785.08 461.36	1.47% (30,543.10)	A2 / A A	1.38 1.34
023135BW5	Amazon.com Inc Note 0.45% Due 5/12/2024	275,000.00	05/10/2021 0.50%	274,598.50 274,795.59	93.76 4.73%	257,829.83 580.94	0.78% (16,965.76)	A1 / AA AA-	1.53 1.49
14913R2L0	Caterpillar Financial Service Note 0.45% Due 5/17/2024	435,000.00	05/10/2021 0.50%	434,417.10 434,700.57	93.34 4.99%	406,019.00 891.75	1.23% (28,681.57)	A2 / A A	1.55 1.50
89236TJH9	Toyota Motor Credit Corp Note 0.5% Due 6/18/2024	260,000.00	06/15/2021 0.54%	259,690.60 259,832.03	93.00 5.03%	241,791.94 480.28	0.73% (18,040.09)	A1 / A+ A+	1.63 1.58
79466LAG9	Salesforce.com Inc Callable Note Cont 7/15/2022 0.625% Due 7/15/2024	70,000.00	06/29/2021 0.64%	69,964.30 69,979.79	93.12 4.88%	65,182.74 128.82	0.20% (4,797.05)	A2 / A+ NR	1.71 1.66

## Holdings Report

As of October 31, 2022



CUSIP	Security Description	Par Value/Units	Purchase Date Book Yield	Cost Value Book Value	Mkt Price Mkt YTM	Market Value Accrued Int.	% of Port. Gain/Loss	Moody/S&P Fitch	Maturity Duration
<b>CORPORATE</b>									
91159HHX1	US Bancorp Callable Note Cont 6/28/2024 2.4% Due 7/30/2024	100,000.00	03/25/2021 0.65%	105,617.00 102,862.92	95.54 5.09%	95,543.10 606.67	0.29% (7,319.82)	A2 / A+ A+	1.75 1.67
69371RR40	Paccar Financial Corp Note 0.5% Due 8/9/2024	170,000.00	08/03/2021 0.52%	169,908.20 169,945.81	92.20 5.16%	156,734.73 193.61	0.47% (13,211.08)	A1 / A+ NR	1.78 1.72
69371RR57	Paccar Financial Corp Note 0.9% Due 11/8/2024	280,000.00	11/02/2021 0.90%	279,983.20 279,988.69	92.22 5.00%	258,218.80 1,211.00	0.78% (21,769.89)	A1 / A+ NR	2.02 1.95
24422EWB1	John Deere Capital Corp Note 2.125% Due 3/7/2025	140,000.00	03/02/2022 2.14%	139,939.80 139,952.93	93.81 4.95%	131,334.56 446.25	0.40% (8,618.37)	A2 / A A	2.35 2.24
06406RBC0	Bank of NY Mellon Corp Callable Note Cont 3/25/2025 3.35% Due 4/25/2025	310,000.00	04/19/2022 3.35%	309,956.60 309,964.09	96.17 5.01%	298,136.61 173.08	0.90% (11,827.48)	A1 / A AA-	2.48 2.34
14913R2V8	Caterpillar Financial Service Note 3.4% Due 5/13/2025	165,000.00	05/10/2022 3.44%	164,790.45 164,823.34	96.51 4.88%	159,242.33 2,618.00	0.49% (5,581.01)	A2 / A A	2.53 2.35
78015K7H1	Royal Bank of Canada Note 1.15% Due 6/10/2025	500,000.00	04/20/2022 3.57%	464,355.00 470,363.28	89.78 5.40%	448,886.50 2,252.08	1.36% (21,476.78)	A1 / A AA-	2.61 2.50
63743HFE7	National Rural Utilities Note 3.45% Due 6/15/2025	105,000.00	04/27/2022 3.46%	104,971.65 104,976.16	95.78 5.19%	100,571.52 1,781.06	0.31% (4,404.64)	A2 / A- A	2.62 2.42
931142EW9	Wal-Mart Stores Note 3.9% Due 9/9/2025	90,000.00	09/06/2022 3.92%	89,937.00 89,940.05	97.92 4.68%	88,130.34 507.00	0.27% (1,809.71)	Aa2 / AA AA	2.86 2.65
437076CR1	Home Depot Callable Note Cont 8/15/2025 4% Due 9/15/2025	120,000.00	09/12/2022 4.01%	119,956.80 119,958.50	97.85 4.81%	117,425.52 560.00	0.36% (2,532.98)	A2 / A A	2.88 2.66
857477BR3	State Street Bank Callable Note Cont 2/6/2025 1.746% Due 2/6/2026	115,000.00	02/02/2022 1.75%	115,000.00 115,000.00	92.24 5.25%	106,073.47 474.09	0.32% (8,926.53)	A1 / A AA-	3.27 3.08
61747YET8	Morgan Stanley Callable Note Cont 7/17/2025 4.679% Due 7/17/2026	190,000.00	07/18/2022 4.68%	190,000.00 190,000.00	97.04 5.58%	184,381.32 2,494.17	0.56% (5,618.68)	A1 / A- A	3.71 3.31
931142ER0	Wal-Mart Stores Callable Note Cont 08/17/2026 1.05% Due 9/17/2026	85,000.00	09/08/2021 1.09%	84,839.35 84,875.42	87.02 4.76%	73,963.35 109.08	0.22% (10,912.07)	Aa2 / AA AA	3.88 3.71
665859AW4	Northern Trust Company Callable Note Cont 4/10/2027 4% Due 5/10/2027	500,000.00	09/28/2022 4.75%	484,655.00 484,946.76	95.68 5.08%	478,388.00 9,500.00	1.47% (6,558.76)	A2 / A+ A+	4.53 3.99

## Holdings Report

As of October 31, 2022



CUSIP	Security Description	Par Value/Units	Purchase Date Book Yield	Cost Value Book Value	Mkt Price Mkt YTM	Market Value Accrued Int.	% of Port. Gain/Loss	Moody/S&P Fitch	Maturity Duration
<b>CORPORATE</b>									
91324PEG3	United Health Group Inc Callable Note Cont 4/15/2027 3.7% Due 5/15/2027	500,000.00	10/05/2022 4.72%	479,190.00 479,499.49	94.46 5.08%	472,288.00 8,273.61	1.45% (7,211.49)	A3 / A+ A	4.54 4.03
<b>Total Corporate</b>		<b>6,085,000.00</b>	<b>2.35%</b>	<b>6,038,903.70</b> <b>6,025,929.35</b>	<b>4.99%</b>	<b>5,765,393.32</b> <b>44,189.74</b>	<b>17.53%</b> <b>(260,536.03)</b>	<b>A1 / A+ A+</b>	<b>2.29</b> <b>2.12</b>
<b>MONEY MARKET FUND</b>									
60934N807	Federated Investors Govt Oblig Fund Inst.	105,817.35	Various 2.67%	105,817.35 105,817.35	1.00 2.67%	105,817.35 0.00	0.32% 0.00	Aaa / AAA AAA	0.00 0.00
<b>Total Money Market Fund</b>		<b>105,817.35</b>	<b>2.67%</b>	<b>105,817.35</b> <b>105,817.35</b>	<b>2.67%</b>	<b>105,817.35</b> <b>0.00</b>	<b>0.32%</b> <b>0.00</b>	<b>Aaa / AAA AAA</b>	<b>0.00</b> <b>0.00</b>
<b>SUPRANATIONAL</b>									
459058JM6	Intl. Bank Recon & Development Note 0.25% Due 11/24/2023	245,000.00	11/17/2020 0.32%	244,473.25 244,813.35	95.41 4.72%	233,761.12 267.12	0.71% (11,052.23)	Aaa / AAA AAA	1.07 1.04
459058GQ0	Intl. Bank Recon & Development Note 2.5% Due 3/19/2024	335,000.00	01/26/2021 0.26%	358,429.90 345,304.25	97.14 4.65%	325,429.05 977.08	0.98% (19,875.20)	Aaa / AAA AAA	1.38 1.33
4581X0DZ8	Inter-American Dev Bank Note 0.5% Due 9/23/2024	545,000.00	09/15/2021 0.52%	544,596.70 544,745.36	92.58 4.64%	504,561.00 287.64	1.52% (40,184.36)	Aaa / AAA NR	1.90 1.84
45950KCR9	International Finance Corp Note 1.375% Due 10/16/2024	325,000.00	07/12/2021 0.54%	333,742.50 330,252.85	93.96 4.64%	305,368.70 186.20	0.92% (24,884.15)	Aaa / AAA NR	1.96 1.89
<b>Total Supranational</b>		<b>1,450,000.00</b>	<b>0.43%</b>	<b>1,481,242.35</b> <b>1,465,115.81</b>	<b>4.66%</b>	<b>1,369,119.87</b> <b>1,718.04</b>	<b>4.14%</b> <b>(95,995.94)</b>	<b>Aaa / AAA AAA</b>	<b>1.65</b> <b>1.60</b>
<b>US TREASURY</b>									
912828P38	US Treasury Note 1.75% Due 1/31/2023	800,000.00	05/19/2021 0.13%	822,000.00 803,223.83	99.42 4.10%	795,320.80 3,538.04	2.41% (7,903.03)	Aaa / AA+ AAA	0.25 0.25
912828ZD5	US Treasury Note 0.5% Due 3/15/2023	850,000.00	Various 0.45%	850,921.88 850,142.04	98.62 4.26%	838,246.20 551.80	2.53% (11,895.84)	Aaa / AA+ AAA	0.37 0.37
9128284D9	US Treasury Note 2.5% Due 3/31/2023	450,000.00	Various 2.23%	453,771.49 450,495.11	99.27 4.27%	446,730.30 989.01	1.35% (3,764.81)	Aaa / AA+ AAA	0.41 0.41

## Holdings Report

As of October 31, 2022



CUSIP	Security Description	Par Value/Units	Purchase Date Book Yield	Cost Value Book Value	Mkt Price Mkt YTM	Market Value Accrued Int.	% of Port. Gain/Loss	Moody/S&P Fitch	Maturity Duration
<b>US TREASURY</b>									
912828ZH6	US Treasury Note 0.25% Due 4/15/2023	800,000.00	05/19/2021 0.15%	801,593.75 800,378.37	98.17 4.34%	785,375.20 93.41	2.37% (15,003.17)	Aaa / AA+ AAA	0.45 0.45
912828ZU7	US Treasury Note 0.25% Due 6/15/2023	700,000.00	06/24/2021 0.25%	700,000.00 700,000.00	97.39 4.55%	681,706.90 664.62	2.06% (18,293.10)	Aaa / AA+ AAA	0.62 0.61
912828Y61	US Treasury Note 2.75% Due 7/31/2023	800,000.00	Various 1.60%	821,640.63 806,752.06	98.71 4.51%	789,718.40 5,559.78	2.40% (17,033.66)	Aaa / AA+ AAA	0.75 0.73
91282CAK7	US Treasury Note 0.125% Due 9/15/2023	800,000.00	06/17/2021 0.25%	797,750.00 799,126.37	96.16 4.67%	769,249.60 129.83	2.32% (29,876.77)	Aaa / AA+ AAA	0.87 0.85
91282CAP6	US Treasury Note 0.125% Due 10/15/2023	900,000.00	06/21/2021 0.32%	895,886.72 898,306.01	95.81 4.66%	862,277.40 52.54	2.60% (36,028.61)	Aaa / AA+ AAA	0.96 0.93
912828U57	US Treasury Note 2.125% Due 11/30/2023	800,000.00	Various 1.17%	821,353.51 808,057.91	97.33 4.68%	778,656.00 7,153.01	2.37% (29,401.91)	Aaa / AA+ AAA	1.08 1.04
91282CBA8	US Treasury Note 0.125% Due 12/15/2023	550,000.00	12/28/2020 0.18%	549,076.17 549,650.47	95.11 4.64%	523,123.15 261.10	1.58% (26,527.32)	Aaa / AA+ AAA	1.12 1.10
91282CBE0	US Treasury Note 0.125% Due 1/15/2024	850,000.00	Various 0.21%	848,052.74 849,170.15	94.68 4.72%	804,744.30 314.71	2.43% (44,425.85)	Aaa / AA+ AAA	1.21 1.18
912828W71	US Treasury Note 2.125% Due 3/31/2024	800,000.00	Various 1.36%	819,820.31 808,440.75	96.57 4.66%	772,562.40 1,494.50	2.34% (35,878.35)	Aaa / AA+ AAA	1.42 1.37
91282CBV2	US Treasury Note 0.375% Due 4/15/2024	700,000.00	Various 0.37%	700,179.10 700,069.52	94.00 4.69%	658,000.00 122.60	1.99% (42,069.52)	Aaa / AA+ AAA	1.46 1.42
912828Y87	US Treasury Note 1.75% Due 7/31/2024	800,000.00	05/19/2021 0.36%	835,343.75 819,305.92	95.20 4.63%	761,624.80 3,538.04	2.31% (57,681.12)	Aaa / AA+ AAA	1.75 1.68
912828YV6	US Treasury Note 1.5% Due 11/30/2024	800,000.00	Various 1.24%	805,628.91 804,213.36	94.03 4.54%	752,249.60 5,049.18	2.29% (51,963.76)	Aaa / AA+ AAA	2.08 2.00
912828ZF0	US Treasury Note 0.5% Due 3/31/2025	800,000.00	Various 0.45%	801,916.02 800,939.40	91.14 4.41%	729,093.60 351.65	2.20% (71,845.80)	Aaa / AA+ AAA	2.42 2.35
912828ZT0	US Treasury Note 0.25% Due 5/31/2025	800,000.00	Various 0.61%	788,328.12 792,752.98	89.78 4.49%	718,249.60 841.53	2.17% (74,503.38)	Aaa / AA+ AAA	2.58 2.52
9128284Z0	US Treasury Note 2.75% Due 8/31/2025	800,000.00	05/27/2021 0.63%	871,031.25 847,202.00	95.45 4.48%	763,562.40 3,767.96	2.32% (83,639.60)	Aaa / AA+ AAA	2.84 2.67
9128285N6	US Treasury Note 2.875% Due 11/30/2025	900,000.00	Various 1.48%	950,390.63 937,362.30	95.48 4.46%	859,324.50 10,887.30	2.63% (78,037.80)	Aaa / AA+ AAA	3.08 2.87

## Holdings Report

As of October 31, 2022



CUSIP	Security Description	Par Value/Units	Purchase Date Book Yield	Cost Value Book Value	Mkt Price Mkt YTM	Market Value Accrued Int.	% of Port. Gain/Loss	Moody/S&P Fitch	Maturity Duration
<b>US TREASURY</b>									
912828R36	US Treasury Note 1.625% Due 5/15/2026	600,000.00	10/14/2021 0.99%	617,156.25 613,238.92	90.96 4.41%	545,742.00 4,504.08	1.66% (67,496.92)	Aaa / AA+ AAA	3.54 3.35
912828YG9	US Treasury Note 1.625% Due 9/30/2026	900,000.00	12/28/2021 1.24%	915,890.63 913,080.48	90.32 4.34%	812,917.80 1,285.71	2.46% (100,162.68)	Aaa / AA+ AAA	3.92 3.72
912828U24	US Treasury Note 2% Due 11/15/2026	800,000.00	03/29/2022 2.56%	780,687.50 783,154.38	91.30 4.37%	730,406.40 7,391.30	2.23% (52,747.98)	Aaa / AA+ AAA	4.04 3.77
91282CEF4	US Treasury Note 2.5% Due 3/31/2027	800,000.00	06/09/2022 3.05%	780,281.25 781,899.20	92.75 4.32%	742,031.20 1,758.24	2.24% (39,868.00)	Aaa / AA+ AAA	4.42 4.10
91282CFH9	US Treasury Note 3.125% Due 8/31/2027	495,000.00	10/05/2022 3.98%	476,340.82 476,611.85	95.16 4.24%	471,023.19 2,649.34	1.43% (5,588.66)	Aaa / AA+ AAA	4.84 4.40
<b>Total US Treasury</b>		<b>18,295,000.00</b>	<b>0.99%</b>	<b>18,505,041.43</b> <b>18,393,573.38</b>	<b>4.48%</b>	<b>17,391,935.74</b> <b>62,949.28</b>	<b>52.67%</b> <b>(1,001,637.64)</b>	<b>Aaa / AA+</b> <b>AAA</b>	<b>1.90</b> <b>1.80</b>
<b>TOTAL PORTFOLIO</b>		<b>34,639,346.68</b>	<b>1.27%</b>	<b>34,872,309.04</b> <b>34,711,042.34</b>	<b>4.66%</b>	<b>33,010,292.08</b> <b>129,649.15</b>	<b>100.00%</b> <b>(1,700,750.26)</b>	<b>Aa1 / AA+</b> <b>AAA</b>	<b>1.92</b> <b>1.68</b>
<b>TOTAL MARKET VALUE PLUS ACCRUED</b>						<b>33,139,941.23</b>			

## Transaction Ledger

As of October 31, 2022



Transaction Type	Settlement Date	CUSIP	Quantity	Security Description	Price	Acq/Disp Yield	Amount	Interest Pur/Sold	Total Amount	Gain/Loss
<b>ACQUISITIONS</b>										
Purchase	10/04/2022	60934N807	1,140.41	Federated Investors Govt Oblig Fund Inst.	1.000	2.58%	1,140.41	0.00	1,140.41	0.00
Purchase	10/06/2022	91282CFH9	495,000.00	US Treasury Note 3.125% Due 8/31/2027	96.230	3.98%	476,340.82	1,538.33	477,879.15	0.00
Purchase	10/07/2022	91324PEG3	500,000.00	United Health Group Inc Callable Note Cont 4/15/2027 3.7% Due 5/15/2027	95.838	4.72%	479,190.00	7,040.28	486,230.28	0.00
Purchase	10/15/2022	60934N807	2,875.00	Federated Investors Govt Oblig Fund Inst.	1.000	2.58%	2,875.00	0.00	2,875.00	0.00
Purchase	10/16/2022	60934N807	2,534.38	Federated Investors Govt Oblig Fund Inst.	1.000	2.58%	2,534.38	0.00	2,534.38	0.00
Purchase	10/17/2022	60934N807	56.67	Federated Investors Govt Oblig Fund Inst.	1.000	2.58%	56.67	0.00	56.67	0.00
Purchase	10/17/2022	60934N807	467.50	Federated Investors Govt Oblig Fund Inst.	1.000	2.58%	467.50	0.00	467.50	0.00
Purchase	10/17/2022	60934N807	62.83	Federated Investors Govt Oblig Fund Inst.	1.000	2.58%	62.83	0.00	62.83	0.00
Purchase	10/17/2022	60934N807	25.50	Federated Investors Govt Oblig Fund Inst.	1.000	2.58%	25.50	0.00	25.50	0.00
Purchase	10/17/2022	60934N807	270.67	Federated Investors Govt Oblig Fund Inst.	1.000	2.58%	270.67	0.00	270.67	0.00
Purchase	10/17/2022	60934N807	875.75	Federated Investors Govt Oblig Fund Inst.	1.000	2.58%	875.75	0.00	875.75	0.00
Purchase	10/17/2022	60934N807	48.17	Federated Investors Govt Oblig Fund Inst.	1.000	2.58%	48.17	0.00	48.17	0.00
Purchase	10/17/2022	60934N807	303.33	Federated Investors Govt Oblig Fund Inst.	1.000	2.58%	303.33	0.00	303.33	0.00
Purchase	10/17/2022	60934N807	78.75	Federated Investors Govt Oblig Fund Inst.	1.000	2.58%	78.75	0.00	78.75	0.00
Purchase	10/17/2022	60934N807	289.83	Federated Investors Govt Oblig Fund Inst.	1.000	2.58%	289.83	0.00	289.83	0.00
Purchase	10/17/2022	60934N807	49.33	Federated Investors Govt Oblig Fund Inst.	1.000	2.58%	49.33	0.00	49.33	0.00

## Transaction Ledger

As of October 31, 2022



Transaction Type	Settlement Date	CUSIP	Quantity	Security Description	Price	Acq/Disp Yield	Amount	Interest Pur/Sold	Total Amount	Gain/Loss
<b>ACQUISITIONS</b>										
Purchase	10/17/2022	60934N807	62.13	Federated Investors Govt Oblig Fund Inst.	1.000	2.58%	62.13	0.00	62.13	0.00
Purchase	10/17/2022	60934N807	1,826.55	Federated Investors Govt Oblig Fund Inst.	1.000	2.58%	1,826.55	0.00	1,826.55	0.00
Purchase	10/17/2022	60934N807	5,752.02	Federated Investors Govt Oblig Fund Inst.	1.000	2.58%	5,752.02	0.00	5,752.02	0.00
Purchase	10/17/2022	60934N807	10,144.76	Federated Investors Govt Oblig Fund Inst.	1.000	2.58%	10,144.76	0.00	10,144.76	0.00
Purchase	10/17/2022	60934N807	11,837.93	Federated Investors Govt Oblig Fund Inst.	1.000	2.58%	11,837.93	0.00	11,837.93	0.00
Purchase	10/17/2022	60934N807	4,123.00	Federated Investors Govt Oblig Fund Inst.	1.000	2.58%	4,123.00	0.00	4,123.00	0.00
Purchase	10/17/2022	60934N807	5,688.92	Federated Investors Govt Oblig Fund Inst.	1.000	2.58%	5,688.92	0.00	5,688.92	0.00
Purchase	10/17/2022	60934N807	9,178.44	Federated Investors Govt Oblig Fund Inst.	1.000	2.58%	9,178.44	0.00	9,178.44	0.00
Purchase	10/18/2022	60934N807	357.46	Federated Investors Govt Oblig Fund Inst.	1.000	2.58%	357.46	0.00	357.46	0.00
Purchase	10/18/2022	60934N807	10,574.73	Federated Investors Govt Oblig Fund Inst.	1.000	2.58%	10,574.73	0.00	10,574.73	0.00
Purchase	10/20/2022	60934N807	513.00	Federated Investors Govt Oblig Fund Inst.	1.000	2.58%	513.00	0.00	513.00	0.00
Purchase	10/21/2022	60934N807	84.33	Federated Investors Govt Oblig Fund Inst.	1.000	2.58%	84.33	0.00	84.33	0.00
Purchase	10/21/2022	60934N807	5,549.87	Federated Investors Govt Oblig Fund Inst.	1.000	2.58%	5,549.87	0.00	5,549.87	0.00
Purchase	10/21/2022	60934N807	4,121.53	Federated Investors Govt Oblig Fund Inst.	1.000	2.58%	4,121.53	0.00	4,121.53	0.00
Purchase	10/25/2022	60934N807	5,165.27	Federated Investors Govt Oblig Fund Inst.	1.000	2.58%	5,165.27	0.00	5,165.27	0.00

## Transaction Ledger

As of October 31, 2022



Transaction Type	Settlement Date	CUSIP	Quantity	Security Description	Price	Acq/Disp Yield	Amount	Interest Pur/Sold	Total Amount	Gain/Loss
<b>ACQUISITIONS</b>										
Purchase	10/25/2022	60934N807	100.83	Federated Investors Govt Oblig Fund Inst.	1.000	2.58%	100.83	0.00	100.83	0.00
Purchase	10/25/2022	60934N807	28.88	Federated Investors Govt Oblig Fund Inst.	1.000	2.58%	28.88	0.00	28.88	0.00
<b>Subtotal</b>			<b>1,079,187.77</b>				<b>1,039,718.59</b>	<b>8,578.61</b>	<b>1,048,297.20</b>	<b>0.00</b>
<b>TOTAL ACQUISITIONS</b>			<b>1,079,187.77</b>				<b>1,039,718.59</b>	<b>8,578.61</b>	<b>1,048,297.20</b>	<b>0.00</b>
<b>DISPOSITIONS</b>										
Sale	10/06/2022	3135G0T94	200,000.00	FNMA Note 2.375% Due 1/19/2023	99.601	3.06%	199,202.00	1,015.97	200,217.97	-431.44
Sale	10/06/2022	60934N807	277,661.18	Federated Investors Govt Oblig Fund Inst.	1.000	2.58%	277,661.18	0.00	277,661.18	0.00
Sale	10/07/2022	06051GEU9	300,000.00	Bank of America Corp Note 3.3% Due 1/11/2023	99.781	3.55%	299,343.00	2,365.00	301,708.00	-473.08
Sale	10/07/2022	60934N807	184,522.28	Federated Investors Govt Oblig Fund Inst.	1.000	2.58%	184,522.28	0.00	184,522.28	0.00
<b>Subtotal</b>			<b>962,183.46</b>				<b>960,728.46</b>	<b>3,380.97</b>	<b>964,109.43</b>	<b>-904.52</b>
Paydown	10/17/2022	02582JIT8	0.00	American Express Credit Trust 2022-2 A 3.39% Due 5/17/2027	100.000		0.00	875.75	875.75	0.00
Paydown	10/17/2022	362554AC1	0.00	GM Financial Securitized Term 2021-4 A3 0.68% Due 9/16/2026	100.000		0.00	48.17	48.17	0.00
Paydown	10/17/2022	36265WAD5	0.00	GM Financial Securitized Auto 2022-3 A3 3.64% Due 4/16/2027	100.000		0.00	303.33	303.33	0.00
Paydown	10/17/2022	380146AC4	0.00	GM Financial Auto Receivables 2022-1 A3 1.26% Due 11/16/2026	100.000		0.00	78.75	78.75	0.00



## Transaction Ledger

As of October 31, 2022



Transaction Type	Settlement Date	CUSIP	Quantity	Security Description	Price	Acq/Disp Yield	Amount	Interest Pur/Sold	Total Amount	Gain/Loss
<b>DISPOSITIONS</b>										
Paydown	10/17/2022	43815BAC4	0.00	Honda Auto Receivables Trust 2022-1 A3 1.88% Due 5/15/2026	100.000		0.00	289.83	289.83	0.00
Paydown	10/17/2022	44935FAD6	0.00	Hyundai Auto Receivables Trust 2021-C A3 0.74% Due 5/15/2026	100.000		0.00	49.33	49.33	0.00
Paydown	10/17/2022	47787JAC2	0.00	John Deere Owner Trust 2022-A A3 2.32% Due 9/16/2026	100.000		0.00	270.67	270.67	0.00
Paydown	10/17/2022	47787NAC3	1,813.88	John Deere Owner Trust 2020-B A3 0.51% Due 11/15/2024	100.000		1,813.88	12.67	1,826.55	0.00
Paydown	10/17/2022	47788UAC6	0.00	John Deere Owner Trust 2021-A A3 0.36% Due 9/15/2025	100.000		0.00	25.50	25.50	0.00
Paydown	10/17/2022	47789KAC7	5,709.10	John Deere Owner Trust 2020-A A3 1.1% Due 8/15/2024	100.000		5,709.10	42.92	5,752.02	0.00
Paydown	10/17/2022	47789QAC4	0.00	John Deere Owner Trust 2021-B A3 0.52% Due 3/16/2026	100.000		0.00	62.83	62.83	0.00
Paydown	10/17/2022	47800AAC4	0.00	John Deere Owner Trust 2022-B A3 3.74% Due 2/16/2027	100.000		0.00	467.50	467.50	0.00
Paydown	10/17/2022	58769KAD6	0.00	Mercedes-Benz Auto Lease Trust 2021-B A3 0.4% Due 11/15/2024	100.000		0.00	56.67	56.67	0.00
Paydown	10/17/2022	65479JAD5	10,046.69	Nissan Auto Receivables Owner 2019-C A3 1.93% Due 7/15/2024	100.000		10,046.69	98.07	10,144.76	0.00
Paydown	10/17/2022	89232HAC9	11,724.36	Toyota Auto Receivable Own 2020-A A3 1.66% Due 5/15/2024	100.000		11,724.36	113.57	11,837.93	0.00
Paydown	10/17/2022	89236XAC0	4,109.14	Toyota Auto Receivables 2020-D A3 0.35% Due 1/15/2025	100.000		4,109.14	13.86	4,123.00	0.00
Paydown	10/17/2022	89237VAB5	5,667.38	Toyota Auto Receivables Trust 2020-C A3 0.44% Due 10/15/2024	100.000		5,667.38	21.54	5,688.92	0.00
Paydown	10/17/2022	89238JAC9	0.00	Toyota Auto Receivables Trust 2021-D A3 0.71% Due 4/15/2026	100.000		0.00	62.13	62.13	0.00

## Transaction Ledger

As of October 31, 2022



Transaction Type	Settlement Date	CUSIP	Quantity	Security Description	Price	Acq/Disp Yield	Amount	Interest Pur/Sold	Total Amount	Gain/Loss
<b>DISPOSITIONS</b>										
Paydown	10/17/2022	89240BAC2	9,148.23	Toyota Auto Receivables Owners 2021-A A3 0.26% Due 5/15/2025	100.000		9,148.23	30.21	9,178.44	0.00
Paydown	10/18/2022	43813KAC6	10,536.10	Honda Auto Receivables Trust 2020-3 A3 0.37% Due 10/18/2024	100.000		10,536.10	38.63	10,574.73	0.00
Paydown	10/18/2022	43815PAC3	0.00	Honda Auto Receivables 2022-2 A3 3.73% Due 7/20/2026	100.000		0.00	357.46	357.46	0.00
Paydown	10/20/2022	36266FAC3	0.00	GM Financial Auto Lease Trust 2022-2 A3 3.42% Due 6/20/2025	100.000		0.00	513.00	513.00	0.00
Paydown	10/21/2022	43813GAC5	5,532.22	Honda Auto Receivables Trust 2021-1 A3 0.27% Due 4/21/2025	100.000		5,532.22	17.65	5,549.87	0.00
Paydown	10/21/2022	43813RAC1	4,077.61	Honda Auto Receivables 2020-1 A3 1.61% Due 4/22/2024	100.000		4,077.61	43.92	4,121.53	0.00
Paydown	10/21/2022	43815GAC3	0.00	Honda Auto Receivables Trust 2021-4 A3 0.88% Due 1/21/2026	100.000		0.00	84.33	84.33	0.00
Paydown	10/25/2022	05601XAC3	0.00	BMW Vehicle Lease Trust 2022-1 A3 1.1% Due 3/25/2025	100.000		0.00	100.83	100.83	0.00
Paydown	10/25/2022	09690AAC7	0.00	BMW Vehicle Lease Trust 2021-2 A3 0.33% Due 12/26/2024	100.000		0.00	28.88	28.88	0.00
<b>Subtotal</b>			<b>68,364.71</b>				<b>68,364.71</b>	<b>4,108.00</b>	<b>72,472.71</b>	<b>0.00</b>
Security Withdrawal	10/06/2022	60934N807	2,640.65	Federated Investors Govt Oblig Fund Inst.	1.000		2,640.65	0.00	2,640.65	0.00
<b>Subtotal</b>			<b>2,640.65</b>				<b>2,640.65</b>	<b>0.00</b>	<b>2,640.65</b>	<b>0.00</b>
<b>TOTAL DISPOSITIONS</b>			<b>1,033,188.82</b>				<b>1,031,733.82</b>	<b>7,488.97</b>	<b>1,039,222.79</b>	<b>-904.52</b>
<b>OTHER TRANSACTIONS</b>										
Interest	10/15/2022	912828ZH6	800,000.00	US Treasury Note 0.25% Due 4/15/2023	0.000		1,000.00	0.00	1,000.00	0.00

## Transaction Ledger

As of October 31, 2022



Transaction Type	Settlement Date	CUSIP	Quantity	Security Description	Price	Acq/Disp Yield	Amount	Interest Pur/Sold	Total Amount	Gain/Loss
<b>OTHER TRANSACTIONS</b>										
Interest	10/15/2022	91282CAP6	900,000.00	US Treasury Note 0.125% Due 10/15/2023	0.000		562.50	0.00	562.50	0.00
Interest	10/15/2022	91282CBV2	700,000.00	US Treasury Note 0.375% Due 4/15/2024	0.000		1,312.50	0.00	1,312.50	0.00
Interest	10/16/2022	3137EAEY1	480,000.00	FHLMC Note 0.125% Due 10/16/2023	0.000		300.00	0.00	300.00	0.00
Interest	10/16/2022	45950KCR9	325,000.00	International Finance Corp Note 1.375% Due 10/16/2024	0.000		2,236.00	0.00	2,236.00	0.00
Interest	10/25/2022	06406RBC0	310,000.00	Bank of NY Mellon Corp Callable Note Cont 3/25/2025 3.35% Due 4/25/2025	0.000		5,163.65	0.00	5,163.65	0.00
<b>Subtotal</b>			<b>3,515,000.00</b>				<b>10,574.65</b>	<b>0.00</b>	<b>10,574.65</b>	<b>0.00</b>
Dividend	10/04/2022	60934N807	486,453.69	Federated Investors Govt Oblig Fund Inst.	0.000		1,140.41	0.00	1,140.41	0.00
<b>Subtotal</b>			<b>486,453.69</b>				<b>1,140.41</b>	<b>0.00</b>	<b>1,140.41</b>	<b>0.00</b>
<b>TOTAL OTHER TRANSACTIONS</b>			<b>4,001,453.69</b>				<b>11,715.06</b>	<b>0.00</b>	<b>11,715.06</b>	<b>0.00</b>

## Income Earned

As of October 31, 2022



CUSIP	Security Description	Trade Date Settle Date Units	Book Value: Begin Book Value: Acq Book Value: Disp Book Value: End	Prior Accrued Inc. Received Ending Accrued Total Interest	Accr. Of Discount Amort. Of Premium Net Accret/Amort Income Earned	Total Income
<b>FIXED INCOME</b>						
023135BW5	Amazon.com Inc Note 0.45% Due 05/12/2024	05/10/2021 05/12/2021 275,000.00	274,784.23 0.00 0.00 274,795.59	477.81 0.00 580.94 103.13	11.36 0.00 11.36 114.49	114.49
02582JIT8	American Express Credit Trust 2022-2 A 3.39% Due 05/17/2027	05/17/2022 05/24/2022 310,000.00	309,939.63 0.00 0.00 309,941.59	467.07 875.75 467.07 875.75	1.96 0.00 1.96 877.71	877.71
037833AK6	Apple Inc Note 2.4% Due 05/03/2023	04/11/2019 04/15/2019 350,000.00	349,433.82 0.00 0.00 349,515.84	3,453.33 0.00 4,153.33 700.00	82.02 0.00 82.02 782.02	782.02
05601XAC3	BMW Vehicle Lease Trust 2022-1 A3 1.1% Due 03/25/2025	01/11/2022 01/19/2022 110,000.00	109,988.83 0.00 0.00 109,989.47	20.17 100.83 20.17 100.83	0.64 0.00 0.64 101.47	101.47
06051GEU9	Bank of America Corp Note Due 01/11/2023	01/17/2019 01/22/2019 0.00	299,804.58 0.00 299,816.08 0.00	2,200.00 2,365.00 0.00 165.00	11.50 0.00 11.50 176.50	176.50
06406RBC0	Bank of NY Mellon Corp Callable Note Cont 3/25/2025 3.35% Due 04/25/2025	04/19/2022 04/26/2022 310,000.00	309,962.86 0.00 0.00 309,964.09	4,471.32 5,163.65 173.08 865.41	1.23 0.00 1.23 866.64	866.64
084670BR8	Berkshire Hathaway Callable Note Cont 1/15/2023 2.75% Due 03/15/2023	08/26/2019 08/28/2019 100,000.00	100,258.74 0.00 0.00 100,183.07	122.22 0.00 351.39 229.17	0.00 75.67 (75.67) 153.50	153.50
09690AAC7	BMW Vehicle Lease Trust 2021-2 A3 0.33% Due 12/26/2024	09/08/2021 09/15/2021 105,000.00	104,994.13 0.00 0.00 104,994.53	5.78 28.88 5.78 28.88	0.40 0.00 0.40 29.28	29.28
14913R2L0	Caterpillar Financial Service Note 0.45% Due 05/17/2024	05/10/2021 05/17/2021 435,000.00	434,684.09 0.00 0.00 434,700.57	728.63 0.00 891.75 163.12	16.48 0.00 16.48 179.60	179.60

## Income Earned

As of October 31, 2022



CUSIP	Security Description	Trade Date Settle Date Units	Book Value: Begin Book Value: Acq Book Value: Disp Book Value: End	Prior Accrued Inc. Received Ending Accrued Total Interest	Accr. Of Discount Amort. Of Premium Net Accret/Amort Income Earned	Total Income
14913R2V8	Caterpillar Financial Service Note 3.4% Due 05/13/2025	05/10/2022 05/13/2022 165,000.00	164,817.41 0.00 0.00 164,823.34	2,150.50 0.00 2,618.00 467.50	5.93 0.00 5.93 473.43	473.43
24422EUR8	John Deere Capital Corp Note 3.45% Due 01/10/2024	03/14/2019 03/18/2019 200,000.00	201,173.61 0.00 0.00 201,095.54	1,552.50 0.00 2,127.50 575.00	0.00 78.07 (78.07) 496.93	496.93
24422EVN6	John Deere Capital Corp Note 0.45% Due 01/17/2024	03/01/2021 03/04/2021 210,000.00	209,932.77 0.00 0.00 209,937.18	194.25 0.00 273.00 78.75	4.41 0.00 4.41 83.16	83.16
24422EWB1	John Deere Capital Corp Note 2.125% Due 03/07/2025	03/02/2022 03/07/2022 140,000.00	139,951.22 0.00 0.00 139,952.93	198.33 0.00 446.25 247.92	1.71 0.00 1.71 249.63	249.63
3130A0F70	FHLB Note 3.375% Due 12/08/2023	Various Various 450,000.00	453,240.55 0.00 0.00 453,008.55	4,767.19 0.00 6,032.82 1,265.63	0.00 232.00 (232.00) 1,033.63	1,033.63
3130A2UW4	FHLB Note 2.875% Due 09/13/2024	10/29/2019 10/30/2019 250,000.00	255,165.24 0.00 0.00 254,940.67	359.38 0.00 958.33 598.95	0.00 224.57 (224.57) 374.38	374.38
313383YJ4	FHLB Note 3.375% Due 09/08/2023	01/30/2019 01/31/2019 225,000.00	226,352.69 0.00 0.00 226,230.08	485.16 0.00 1,117.97 632.81	0.00 122.61 (122.61) 510.20	510.20
3133ENKS8	FFCB Note 1.125% Due 01/06/2025	01/06/2022 01/11/2022 260,000.00	259,556.02 0.00 0.00 259,572.64	690.63 0.00 934.38 243.75	16.62 0.00 16.62 260.37	260.37
3135G04Q3	FNMA Note 0.25% Due 05/22/2023	05/20/2020 05/22/2020 490,000.00	489,686.16 0.00 0.00 489,727.92	438.96 0.00 541.04 102.08	41.76 0.00 41.76 143.84	143.84

## Income Earned

As of October 31, 2022



CUSIP	Security Description	Trade Date Settle Date Units	Book Value: Begin Book Value: Acq Book Value: Disp Book Value: End	Prior Accrued Inc. Received Ending Accrued Total Interest	Accr. Of Discount Amort. Of Premium Net Accret/Amort Income Earned	Total Income
3135G05G4	FNMA Note 0.25% Due 07/10/2023	07/08/2020 07/10/2020 430,000.00	429,761.91 0.00 0.00 429,788.08	241.88 0.00 331.46 89.58	26.17 0.00 26.17 115.75	115.75
3135G06H1	FNMA Note 0.25% Due 11/27/2023	11/23/2020 11/25/2020 445,000.00	444,804.85 0.00 0.00 444,819.18	383.19 0.00 475.90 92.71	14.33 0.00 14.33 107.04	107.04
3135G0T94	FNMA Note 2.375% Due 01/19/2023	10/15/2018 10/16/2018 300,000.00	499,039.97 0.00 199,633.44 299,586.32	2,375.00 1,015.97 2,018.75 659.72	179.79 0.00 179.79 839.51	839.51
3137EAEN5	FHLMC Note 2.75% Due 06/19/2023	11/19/2018 11/20/2018 300,000.00	299,515.31 0.00 0.00 299,572.88	2,337.50 0.00 3,025.00 687.50	57.57 0.00 57.57 745.07	745.07
3137EAEP0	FHLMC Note 1.5% Due 02/12/2025	06/04/2020 06/05/2020 500,000.00	511,086.44 0.00 0.00 510,689.12	1,020.83 0.00 1,645.83 625.00	0.00 397.32 (397.32) 227.68	227.68
3137EAER6	FHLMC Note 0.375% Due 05/05/2023	05/05/2020 05/07/2020 460,000.00	459,961.82 0.00 0.00 459,967.30	699.58 0.00 843.33 143.75	5.48 0.00 5.48 149.23	149.23
3137EAEV7	FHLMC Note 0.25% Due 08/24/2023	08/27/2020 08/31/2020 525,000.00	524,831.17 0.00 0.00 524,847.17	134.90 0.00 244.27 109.37	16.00 0.00 16.00 125.37	125.37
3137EAEX3	FHLMC Note 0.375% Due 09/23/2025	09/24/2020 09/25/2020 250,000.00	249,621.23 0.00 0.00 249,632.02	20.83 0.00 98.96 78.13	10.79 0.00 10.79 88.92	88.92
3137EAEY1	FHLMC Note 0.125% Due 10/16/2023	10/14/2020 10/16/2020 480,000.00	479,378.67 0.00 0.00 479,429.36	275.00 300.00 25.00 50.00	50.69 0.00 50.69 100.69	100.69

## Income Earned

As of October 31, 2022



CUSIP	Security Description	Trade Date Settle Date Units	Book Value: Begin Book Value: Acq Book Value: Disp Book Value: End	Prior Accrued Inc. Received Ending Accrued Total Interest	Accr. Of Discount Amort. Of Premium Net Accret/Amort Income Earned	Total Income
3137EAEZ8	FHLMC Note 0.25% Due 11/06/2023	11/17/2020 11/18/2020 450,000.00	449,863.37 0.00 0.00 449,873.93	453.13 0.00 546.88 93.75	10.56 0.00 10.56 104.31	104.31
362554AC1	GM Financial Securitized Term 2021-4 A3 0.68% Due 09/16/2026	10/13/2021 10/21/2021 85,000.00	84,998.43 0.00 0.00 84,998.49	24.08 48.17 24.08 48.17	0.06 0.00 0.06 48.23	48.23
36265WAD5	GM Financial Securitized Auto 2022-3 A3 3.64% Due 04/16/2027	07/06/2022 07/13/2022 100,000.00	99,999.36 0.00 0.00 99,999.38	151.67 303.33 151.67 303.33	0.02 0.00 0.02 303.35	303.35
36266FAC3	GM Financial Auto Lease Trust 2022-2 A3 3.42% Due 06/20/2025	05/03/2022 05/11/2022 180,000.00	179,984.58 0.00 0.00 179,985.31	188.10 513.00 188.10 513.00	0.73 0.00 0.73 513.73	513.73
380146AC4	GM Financial Auto Receivables 2022-1 A3 1.26% Due 11/16/2026	01/11/2022 01/19/2022 75,000.00	74,994.85 0.00 0.00 74,995.02	39.38 78.75 39.38 78.75	0.17 0.00 0.17 78.92	78.92
437076CR1	Home Depot Callable Note Cont 8/15/2025 4% Due 09/15/2025	09/12/2022 09/19/2022 120,000.00	119,957.27 0.00 0.00 119,958.50	160.00 0.00 560.00 400.00	1.23 0.00 1.23 401.23	401.23
43813GAC5	Honda Auto Receivables Trust 2021-1 A3 0.27% Due 04/21/2025	02/17/2021 02/24/2021 72,918.72	78,450.25 0.00 5,532.22 72,918.12	5.88 17.65 5.47 17.24	0.09 0.00 0.09 17.33	17.33
43813KAC6	Honda Auto Receivables Trust 2020-3 A3 0.37% Due 10/18/2024	09/22/2020 09/29/2020 114,760.97	125,290.43 0.00 10,536.10 114,755.35	16.74 38.63 15.33 37.22	1.02 0.00 1.02 38.24	38.24
43813RAC1	Honda Auto Receivables 2020-1 A3 1.61% Due 04/22/2024	02/19/2020 02/26/2020 28,656.85	32,732.05 0.00 4,077.61 28,654.86	14.64 43.92 12.82 42.10	0.42 0.00 0.42 42.52	42.52

## Income Earned

As of October 31, 2022



CUSIP	Security Description	Trade Date Settle Date Units	Book Value: Begin Book Value: Acq Book Value: Disp Book Value: End	Prior Accrued Inc. Received Ending Accrued Total Interest	Accr. Of Discount Amort. Of Premium Net Accret/Amort Income Earned	Total Income
43815BAC4	Honda Auto Receivables Trust 2022-1 A3 1.88% Due 05/15/2026	02/15/2022 02/23/2022 185,000.00	184,977.38 0.00 0.00 184,978.11	154.58 289.83 154.58 289.83	0.73 0.00 0.73 290.56	290.56
43815GAC3	Honda Auto Receivables Trust 2021-4 A3 0.88% Due 01/21/2026	11/16/2021 11/24/2021 115,000.00	114,982.12 0.00 0.00 114,982.76	28.11 84.33 28.11 84.33	0.64 0.00 0.64 84.97	84.97
43815PAC3	Honda Auto Receivables 2022-2 A3 3.73% Due 07/20/2026	08/15/2022 08/24/2022 115,000.00	114,993.38 0.00 0.00 114,993.57	154.90 357.46 154.90 357.46	0.19 0.00 0.19 357.65	357.65
44935FAD6	Hyundai Auto Receivables Trust 2021-C A3 0.74% Due 05/15/2026	11/09/2021 11/17/2021 80,000.00	79,987.06 0.00 0.00 79,987.54	26.31 49.33 26.31 49.33	0.48 0.00 0.48 49.81	49.81
4581X0DZ8	Inter-American Dev Bank Note 0.5% Due 09/23/2024	09/15/2021 09/23/2021 545,000.00	544,733.95 0.00 0.00 544,745.36	60.56 0.00 287.64 227.08	11.41 0.00 11.41 238.49	238.49
459058GQ0	Intl. Bank Recon & Development Note 2.5% Due 03/19/2024	01/26/2021 01/28/2021 335,000.00	345,938.04 0.00 0.00 345,304.25	279.17 0.00 977.08 697.91	0.00 633.79 (633.79) 64.12	64.12
459058JM6	Intl. Bank Recon & Development Note 0.25% Due 11/24/2023	11/17/2020 11/24/2020 245,000.00	244,798.44 0.00 0.00 244,813.35	216.08 0.00 267.12 51.04	14.91 0.00 14.91 65.95	65.95
45950KCR9	International Finance Corp Note 1.375% Due 10/16/2024	07/12/2021 07/14/2021 325,000.00	330,480.59 0.00 0.00 330,252.85	2,048.18 2,236.00 186.20 374.02	0.00 227.74 (227.74) 146.28	146.28
47787JAC2	John Deere Owner Trust 2022-A A3 2.32% Due 09/16/2026	03/10/2022 03/16/2022 140,000.00	139,973.85 0.00 0.00 139,974.60	144.36 270.67 144.36 270.67	0.75 0.00 0.75 271.42	271.42



## Income Earned

As of October 31, 2022



CUSIP	Security Description	Trade Date Settle Date Units	Book Value: Begin Book Value: Acq Book Value: Disp Book Value: End	Prior Accrued Inc. Received Ending Accrued Total Interest	Accr. Of Discount Amort. Of Premium Net Accret/Amort Income Earned	Total Income
47787NAC3	John Deere Owner Trust 2020-B A3 0.51% Due 11/15/2024	07/14/2020 07/22/2020 28,009.23	29,821.43 0.00 1,813.88 28,007.76	6.76 12.67 6.35 12.26	0.21 0.00 0.21 12.47	12.47
47788UAC6	John Deere Owner Trust 2021-A A3 0.36% Due 09/15/2025	03/02/2021 03/10/2021 85,000.00	84,990.74 0.00 0.00 84,991.13	13.60 25.50 13.60 25.50	0.39 0.00 0.39 25.89	25.89
47789KAC7	John Deere Owner Trust 2020-A A3 1.1% Due 08/15/2024	03/04/2020 03/11/2020 41,115.94	46,823.84 0.00 5,709.10 41,114.93	22.89 42.92 20.10 40.13	0.19 0.00 0.19 40.32	40.32
47789QAC4	John Deere Owner Trust 2021-B A3 0.52% Due 03/16/2026	07/13/2021 07/21/2021 145,000.00	144,991.31 0.00 0.00 144,991.61	33.51 62.83 33.51 62.83	0.30 0.00 0.30 63.13	63.13
47800AAC4	John Deere Owner Trust 2022-B A3 3.74% Due 02/16/2027	07/12/2022 07/20/2022 150,000.00	149,986.47 0.00 0.00 149,986.81	249.33 467.50 249.33 467.50	0.34 0.00 0.34 467.84	467.84
58769KAD6	Mercedes-Benz Auto Lease Trust 2021-B A3 0.4% Due 11/15/2024	06/22/2021 06/29/2021 170,000.00	169,993.50 0.00 0.00 169,993.93	30.22 56.67 30.22 56.67	0.43 0.00 0.43 57.10	57.10
61747YET8	Morgan Stanley Callable Note Cont 7/17/2025 4.679% Due 07/17/2026	07/18/2022 07/20/2022 190,000.00	190,000.00 0.00 0.00 190,000.00	1,753.33 0.00 2,494.17 740.84	0.00 0.00 0.00 740.84	740.84
63743HFE7	National Rural Utilities Note 3.45% Due 06/15/2025	04/27/2022 05/04/2022 105,000.00	104,975.39 0.00 0.00 104,976.16	1,479.19 0.00 1,781.06 301.87	0.77 0.00 0.77 302.64	302.64
65479JAD5	Nissan Auto Receivables Owner 2019-C A3 1.93% Due 07/15/2024	10/16/2019 10/23/2019 50,928.15	60,973.62 0.00 10,046.69 50,927.18	52.30 98.07 43.69 89.46	0.25 0.00 0.25 89.71	89.71

## Income Earned

As of October 31, 2022



CUSIP	Security Description	Trade Date Settle Date Units	Book Value: Begin Book Value: Acq Book Value: Disp Book Value: End	Prior Accrued Inc. Received Ending Accrued Total Interest	Accr. Of Discount Amort. Of Premium Net Accret/Amort Income Earned	Total Income
665859AW4	Northern Trust Company Callable Note Cont 4/10/2027 4% Due 05/10/2027	09/28/2022 09/30/2022 500,000.00	484,664.12 0.00 0.00 484,946.76	7,833.33 0.00 9,500.00 1,666.67	282.64 0.00 282.64 1,949.31	1,949.31
69371RR40	Paccar Financial Corp Note 0.5% Due 08/09/2024	08/03/2021 08/09/2021 170,000.00	169,943.21 0.00 0.00 169,945.81	122.78 0.00 193.61 70.83	2.60 0.00 2.60 73.43	73.43
69371RR57	Paccar Financial Corp Note 0.9% Due 11/08/2024	11/02/2021 11/08/2021 280,000.00	279,988.21 0.00 0.00 279,988.69	1,001.00 0.00 1,211.00 210.00	0.48 0.00 0.48 210.48	210.48
78015K7H1	Royal Bank of Canada Note 1.15% Due 06/10/2025	04/20/2022 04/22/2022 500,000.00	469,398.22 0.00 0.00 470,363.28	1,772.92 0.00 2,252.08 479.16	965.06 0.00 965.06 1,444.22	1,444.22
79466LAG9	Salesforce.com Inc Callable Note Cont 7/15/2022 0.625% Due 07/15/2024	06/29/2021 07/12/2021 70,000.00	69,978.79 0.00 0.00 69,979.79	92.36 0.00 128.82 36.46	1.00 0.00 1.00 37.46	37.46
808513BN4	Charles Schwab Corp Callable Note Cont 2/18/2024 0.75% Due 03/18/2024	Various Various 515,000.00	516,415.17 0.00 0.00 516,328.18	139.48 0.00 461.36 321.88	1.98 88.97 (86.99) 234.89	234.89
857477BR3	State Street Bank Callable Note Cont 2/6/2025 1.746% Due 02/06/2026	02/02/2022 02/07/2022 115,000.00	115,000.00 0.00 0.00 115,000.00	306.76 0.00 474.09 167.33	0.00 0.00 0.00 167.33	167.33
89232HAC9	Toyota Auto Receivable Own 2020-A A3 1.66% Due 05/15/2024	06/17/2020 06/19/2020 70,373.36	82,883.22 0.00 11,724.36 71,011.42	60.57 113.57 51.92 104.92	0.00 147.44 (147.44) (42.52)	(42.52)
89236TJH9	Toyota Motor Credit Corp Note 0.5% Due 06/18/2024	06/15/2021 06/18/2021 260,000.00	259,823.28 0.00 0.00 259,832.03	371.94 0.00 480.28 108.34	8.75 0.00 8.75 117.09	117.09

## Income Earned

As of October 31, 2022



CUSIP	Security Description	Trade Date Settle Date Units	Book Value: Begin Book Value: Acq Book Value: Disp Book Value: End	Prior Accrued Inc. Received Ending Accrued Total Interest	Accr. Of Discount Amort. Of Premium Net Accret/Amort Income Earned	Total Income
89236XAC0	Toyota Auto Receivables 2020-D A3 0.35% Due 01/15/2025	10/06/2020 10/13/2020 43,400.83	47,505.21 0.00 4,109.14 43,396.64	7.39 13.86 6.75 13.22	0.57 0.00 0.57 13.79	13.79
89237VAB5	Toyota Auto Receivables Trust 2020-C A3 0.44% Due 10/15/2024	07/21/2020 07/27/2020 53,065.36	58,730.55 0.00 5,667.38 53,063.47	11.49 21.54 10.38 20.43	0.30 0.00 0.30 20.73	20.73
89238JAC9	Toyota Auto Receivables Trust 2021-D A3 0.71% Due 04/15/2026	11/09/2021 11/15/2021 105,000.00	104,998.36 0.00 0.00 104,998.42	33.13 62.13 33.13 62.13	0.06 0.00 0.06 62.19	62.19
89240BAC2	Toyota Auto Receivables Owners 2021-A A3 0.26% Due 05/15/2025	02/02/2021 02/08/2021 130,299.92	139,436.00 0.00 9,148.23 130,289.23	16.11 30.21 15.06 29.16	1.46 0.00 1.46 30.62	30.62
91159HHX1	US Bancorp Callable Note Cont 6/28/2024 2.4% Due 07/30/2024	03/25/2021 03/29/2021 100,000.00	103,009.61 0.00 0.00 102,862.92	406.67 0.00 606.67 200.00	0.00 146.69 (146.69) 53.31	53.31
9128284D9	US Treasury Note 2.5% Due 03/31/2023	Various Various 450,000.00	450,597.44 0.00 0.00 450,495.11	30.91 0.00 989.01 958.10	46.68 149.01 (102.33) 855.77	855.77
9128284Z0	US Treasury Note 2.75% Due 08/31/2025	05/27/2021 05/28/2021 800,000.00	848,617.15 0.00 0.00 847,202.00	1,883.98 0.00 3,767.96 1,883.98	0.00 1,415.15 (1,415.15) 468.83	468.83
9128285N6	US Treasury Note 2.875% Due 11/30/2025	Various Various 900,000.00	938,391.84 0.00 0.00 937,362.30	8,695.70 0.00 10,887.30 2,191.60	0.00 1,029.54 (1,029.54) 1,162.06	1,162.06
912828P38	US Treasury Note 1.75% Due 01/31/2023	05/19/2021 05/20/2021 800,000.00	804,322.06 0.00 0.00 803,223.83	2,358.70 0.00 3,538.04 1,179.34	0.00 1,098.23 (1,098.23) 81.11	81.11

## Income Earned

As of October 31, 2022



CUSIP	Security Description	Trade Date Settle Date Units	Book Value: Begin Book Value: Acq Book Value: Disp Book Value: End	Prior Accrued Inc. Received Ending Accrued Total Interest	Accr. Of Discount Amort. Of Premium Net Accret/Amort Income Earned	Total Income
912828R36	US Treasury Note 1.625% Due 05/15/2026	10/14/2021 10/15/2021 600,000.00	613,556.82 0.00 0.00 613,238.92	3,682.74 0.00 4,504.08 821.34	0.00 317.90 (317.90) 503.44	503.44
912828U24	US Treasury Note 2% Due 11/15/2026	03/29/2022 03/30/2022 800,000.00	782,800.34 0.00 0.00 783,154.38	6,043.48 0.00 7,391.30 1,347.82	354.04 0.00 354.04 1,701.86	1,701.86
912828U57	US Treasury Note 2.125% Due 11/30/2023	Various Various 800,000.00	808,691.90 0.00 0.00 808,057.91	5,713.11 0.00 7,153.01 1,439.90	0.00 633.99 (633.99) 805.91	805.91
912828W71	US Treasury Note 2.125% Due 03/31/2024	Various Various 800,000.00	808,947.84 0.00 0.00 808,440.75	46.70 0.00 1,494.50 1,447.80	0.00 507.09 (507.09) 940.71	940.71
912828Y61	US Treasury Note 2.75% Due 07/31/2023	Various Various 800,000.00	807,521.60 0.00 0.00 806,752.06	3,706.52 0.00 5,559.78 1,853.26	0.00 769.54 (769.54) 1,083.72	1,083.72
912828Y87	US Treasury Note 1.75% Due 07/31/2024	05/19/2021 05/20/2021 800,000.00	820,243.98 0.00 0.00 819,305.92	2,358.70 0.00 3,538.04 1,179.34	0.00 938.06 (938.06) 241.28	241.28
912828YG9	US Treasury Note 1.625% Due 09/30/2026	12/28/2021 12/29/2021 900,000.00	913,364.24 0.00 0.00 913,080.48	40.18 0.00 1,285.71 1,245.53	0.00 283.76 (283.76) 961.77	961.77
912828YV6	US Treasury Note 1.5% Due 11/30/2024	Various Various 800,000.00	804,385.22 0.00 0.00 804,213.36	4,032.79 0.00 5,049.18 1,016.39	90.60 262.46 (171.86) 844.53	844.53
912828ZD5	US Treasury Note 0.5% Due 03/15/2023	Various Various 850,000.00	850,174.89 0.00 0.00 850,142.04	187.85 0.00 551.80 363.95	0.00 32.85 (32.85) 331.10	331.10

## Income Earned

As of October 31, 2022



CUSIP	Security Description	Trade Date Settle Date Units	Book Value: Begin Book Value: Acq Book Value: Disp Book Value: End	Prior Accrued Inc. Received Ending Accrued Total Interest	Accr. Of Discount Amort. Of Premium Net Accret/Amort Income Earned	Total Income
912828ZF0	US Treasury Note 0.5% Due 03/31/2025	Various Various 800,000.00	800,972.45 0.00 0.00 800,939.40	10.98 0.00 351.65 340.67	20.77 53.82 (33.05) 307.62	307.62
912828ZH6	US Treasury Note 0.25% Due 04/15/2023	05/19/2021 05/20/2021 800,000.00	800,449.46 0.00 0.00 800,378.37	923.50 1,000.00 93.41 169.91	0.00 71.09 (71.09) 98.82	98.82
912828ZT0	US Treasury Note 0.25% Due 05/31/2025	Various Various 800,000.00	792,514.48 0.00 0.00 792,752.98	672.13 0.00 841.53 169.40	238.50 0.00 238.50 407.90	407.90
912828ZU7	US Treasury Note 0.25% Due 06/15/2023	06/24/2021 06/25/2021 700,000.00	700,000.00 0.00 0.00 700,000.00	516.39 0.00 664.62 148.23	0.00 0.00 0.00 148.23	148.23
91282CAK7	US Treasury Note 0.125% Due 09/15/2023	06/17/2021 06/18/2021 800,000.00	799,041.21 0.00 0.00 799,126.37	44.20 0.00 129.83 85.63	85.16 0.00 85.16 170.79	170.79
91282CAP6	US Treasury Note 0.125% Due 10/15/2023	06/21/2021 06/22/2021 900,000.00	898,155.11 0.00 0.00 898,306.01	519.47 562.50 52.54 95.57	150.90 0.00 150.90 246.47	246.47
91282CBA8	US Treasury Note 0.125% Due 12/15/2023	12/28/2020 12/29/2020 550,000.00	549,623.97 0.00 0.00 549,650.47	202.87 0.00 261.10 58.23	26.50 0.00 26.50 84.73	84.73
91282CBE0	US Treasury Note 0.125% Due 01/15/2024	Various Various 850,000.00	849,111.68 0.00 0.00 849,170.15	225.20 0.00 314.71 89.51	58.47 0.00 58.47 147.98	147.98
91282CBV2	US Treasury Note 0.375% Due 04/15/2024	Various Various 700,000.00	700,073.58 0.00 0.00 700,069.52	1,212.09 1,312.50 122.60 223.01	7.92 11.98 (4.06) 218.95	218.95

## Income Earned

As of October 31, 2022



CUSIP	Security Description	Trade Date Settle Date Units	Book Value: Begin Book Value: Acq Book Value: Disp Book Value: End	Prior Accrued Inc. Received Ending Accrued Total Interest	Accr. Of Discount Amort. Of Premium Net Accret/Amort Income Earned	Total Income
91282CEF4	US Treasury Note 2.5% Due 03/31/2027	06/09/2022 06/10/2022 800,000.00	781,550.89 0.00 0.00 781,899.20	54.95 0.00 1,758.24 1,703.29	348.31 0.00 348.31 2,051.60	2,051.60
91282CFH9	US Treasury Note 3.125% Due 08/31/2027	10/05/2022 10/06/2022 495,000.00	0.00 476,340.82 0.00 476,611.85	0.00 (1,538.33) 2,649.34 1,111.01	271.03 0.00 271.03 1,382.04	1,382.04
91324PEG3	United Health Group Inc Callable Note Cont 4/15/2027 3.7% Due 05/15/2027	10/05/2022 10/07/2022 500,000.00	0.00 479,190.00 0.00 479,499.49	0.00 (7,040.28) 8,273.61 1,233.33	309.49 0.00 309.49 1,542.82	1,542.82
931142EK5	Wal-Mart Stores Callable Note Cont 5/26/2023 3.4% Due 06/26/2023	09/26/2019 09/30/2019 300,000.00	302,834.94 0.00 0.00 302,464.12	2,691.67 0.00 3,541.67 850.00	0.00 370.82 (370.82) 479.18	479.18
931142ER0	Wal-Mart Stores Callable Note Cont 08/17/2026 1.05% Due 09/17/2026	09/08/2021 09/17/2021 85,000.00	84,872.69 0.00 0.00 84,875.42	34.71 0.00 109.08 74.37	2.73 0.00 2.73 77.10	77.10
931142EW9	Wal-Mart Stores Note 3.9% Due 09/09/2025	09/06/2022 09/09/2022 90,000.00	89,938.26 0.00 0.00 89,940.05	214.50 0.00 507.00 292.50	1.79 0.00 1.79 294.29	294.29
			34,223,947.64 955,530.82 567,814.23 34,605,224.99	96,358.89 9,485.01 129,649.15 42,775.27	3,880.92 10,320.16 (6,439.24) 36,336.03	36,336.03
<b>Total Fixed Income</b>		<b>34,533,529.33</b>				

## Income Earned

As of October 31, 2022



CUSIP	Security Description	Trade Date Settle Date Units	Book Value: Begin Book Value: Acq Book Value: Disp Book Value: End	Prior Accrued Inc. Received Ending Accrued Total Interest	Accr. Of Discount Amort. Of Premium Net Accret/Amort Income Earned	Total Income
<b>CASH &amp; EQUIVALENT</b>						
60934N807	Federated Investors	Various	486,453.69	0.00	0.00	1,140.41
	Govt Oblig Fund Inst.	Various	84,187.77	1,140.41	0.00	
		105,817.35	464,824.11	0.00	0.00	
			105,817.35	1,140.41	1,140.41	
			<b>486,453.69</b>	<b>0.00</b>	<b>0.00</b>	
			<b>84,187.77</b>	<b>1,140.41</b>	<b>0.00</b>	
			<b>464,824.11</b>	<b>0.00</b>	<b>0.00</b>	
<b>Total Cash &amp; Equivalent</b>		<b>105,817.35</b>	<b>105,817.35</b>	<b>1,140.41</b>	<b>1,140.41</b>	<b>1,140.41</b>
			<b>34,710,401.33</b>	<b>96,358.89</b>	<b>3,880.92</b>	
			<b>1,039,718.59</b>	<b>10,625.42</b>	<b>10,320.16</b>	
			<b>1,032,638.34</b>	<b>129,649.15</b>	<b>(6,439.24)</b>	
<b>TOTAL PORTFOLIO</b>		<b>34,639,346.68</b>	<b>34,711,042.34</b>	<b>43,915.68</b>	<b>37,476.44</b>	<b>37,476.44</b>

## Cash Flow Report

As of October 31, 2022



Payment Date	Transaction Type	CUSIP	Quantity	Security Description	Principal Amount	Income	Total Amount
11/03/2022	Interest	037833AK6	350,000.00	Apple Inc Note 2.4% Due 5/3/2023	0.00	4,200.00	4,200.00
11/05/2022	Interest	3137EAER6	460,000.00	FHLMC Note 0.375% Due 5/5/2023	0.00	862.50	862.50
11/06/2022	Interest	3137EAEZ8	450,000.00	FHLMC Note 0.25% Due 11/6/2023	0.00	562.50	562.50
11/08/2022	Interest	69371RR57	280,000.00	Paccar Financial Corp Note 0.9% Due 11/8/2024	0.00	1,260.00	1,260.00
11/10/2022	Interest	665859AW4	500,000.00	Northern Trust Company Callable Note Cont 4/10/2027 4% Due 5/10/2027	0.00	10,000.00	10,000.00
11/12/2022	Interest	023135BW5	275,000.00	Amazon.com Inc Note 0.45% Due 5/12/2024	0.00	618.75	618.75
11/13/2022	Interest	14913R2V8	165,000.00	Caterpillar Financial Service Note 3.4% Due 5/13/2025	0.00	2,805.00	2,805.00
11/15/2022	Interest	912828R36	600,000.00	US Treasury Note 1.625% Due 5/15/2026	0.00	4,875.00	4,875.00
11/15/2022	Interest	912828U24	800,000.00	US Treasury Note 2% Due 11/15/2026	0.00	8,000.00	8,000.00
11/15/2022	Interest	91324PEG3	500,000.00	United Health Group Inc Callable Note Cont 4/15/2027 3.7% Due 5/15/2027	0.00	8,993.06	8,993.06
11/15/2022	Paydown	02582JIT8	310,000.00	American Express Credit Trust 2022-2 A 3.39% Due 5/17/2027	0.00	875.75	875.75
11/15/2022	Paydown	47787NAC3	28,009.23	John Deere Owner Trust 2020-B A3 0.51% Due 11/15/2024	1,862.17	11.90	1,874.07
11/15/2022	Paydown	47789QAC4	145,000.00	John Deere Owner Trust 2021-B A3 0.52% Due 3/16/2026	0.00	62.83	62.83
11/15/2022	Paydown	58769KAD6	170,000.00	Mercedes-Benz Auto Lease Trust 2021-B A3 0.4% Due 11/15/2024	0.00	56.67	56.67
11/15/2022	Paydown	89237VAB5	53,065.36	Toyota Auto Receivables Trust 2020-C A3 0.44% Due 10/15/2024	2,201.74	19.46	2,221.20
11/15/2022	Paydown	89240BAC2	130,299.92	Toyota Auto Receivables Owners 2021-A A3 0.26% Due 5/15/2025	7,644.79	28.23	7,673.02



## Cash Flow Report

As of October 31, 2022



Payment Date	Transaction Type	CUSIP	Quantity	Security Description	Principal Amount	Income	Total Amount
11/15/2022	Paydown	47800AAC4	150,000.00	John Deere Owner Trust 2022-B A3 3.74% Due 2/16/2027	0.00	467.50	467.50
11/15/2022	Paydown	65479JAD5	50,928.15	Nissan Auto Receivables Owner 2019-C A3 1.93% Due 7/15/2024	2,371.03	81.91	2,452.94
11/15/2022	Paydown	43815BAC4	185,000.00	Honda Auto Receivables Trust 2022-1 A3 1.88% Due 5/15/2026	0.00	289.83	289.83
11/15/2022	Paydown	47788UAC6	85,000.00	John Deere Owner Trust 2021-A A3 0.36% Due 9/15/2025	3,528.45	25.50	3,553.95
11/15/2022	Paydown	89238JAC9	105,000.00	Toyota Auto Receivables Trust 2021-D A3 0.71% Due 4/15/2026	0.00	62.13	62.13
11/15/2022	Paydown	44935FAD6	80,000.00	Hyundai Auto Receivables Trust 2021-C A3 0.74% Due 5/15/2026	0.00	49.33	49.33
11/15/2022	Paydown	47787JAC2	140,000.00	John Deere Owner Trust 2022-A A3 2.32% Due 9/16/2026	0.00	270.67	270.67
11/15/2022	Paydown	47789KAC7	41,115.94	John Deere Owner Trust 2020-A A3 1.1% Due 8/15/2024	1,815.51	37.69	1,853.20
11/15/2022	Paydown	89232HAC9	70,373.36	Toyota Auto Receivable Own 2020-A A3 1.66% Due 5/15/2024	5,132.97	97.35	5,230.32
11/15/2022	Paydown	89236XAC0	43,400.83	Toyota Auto Receivables 2020-D A3 0.35% Due 1/15/2025	1,682.74	12.66	1,695.40
11/16/2022	Paydown	36265WAD5	100,000.00	GM Financial Securitized Auto 2022-3 A3 3.64% Due 4/16/2027	0.00	303.33	303.33
11/16/2022	Paydown	380146AC4	75,000.00	GM Financial Auto Receivables 2022-1 A3 1.26% Due 11/16/2026	0.00	78.75	78.75
11/16/2022	Paydown	362554AC1	85,000.00	GM Financial Securitized Term 2021-4 A3 0.68% Due 9/16/2026	0.00	48.17	48.17
11/17/2022	Interest	14913R2L0	435,000.00	Caterpillar Financial Service Note 0.45% Due 5/17/2024	0.00	978.75	978.75
11/18/2022	Paydown	43813KAC6	114,760.97	Honda Auto Receivables Trust 2020-3 A3 0.37% Due 10/18/2024	8,811.45	35.38	8,846.83
11/18/2022	Paydown	43815PAC3	115,000.00	Honda Auto Receivables 2022-2 A3 3.73% Due 7/20/2026	0.00	357.46	357.46
11/20/2022	Paydown	36266FAC3	180,000.00	GM Financial Auto Lease Trust 2022-2 A3 3.42% Due 6/20/2025	0.00	513.00	513.00

## Cash Flow Report

As of October 31, 2022



Payment Date	Transaction Type	CUSIP	Quantity	Security Description	Principal Amount	Income	Total Amount
11/21/2022	Paydown	43813RAC1	28,656.85	Honda Auto Receivables 2020-1 A3 1.61% Due 4/22/2024	1,490.12	38.45	1,528.57
11/21/2022	Paydown	43815GAC3	115,000.00	Honda Auto Receivables Trust 2021-4 A3 0.88% Due 1/21/2026	0.00	84.33	84.33
11/21/2022	Paydown	43813GAC5	72,918.72	Honda Auto Receivables Trust 2021-1 A3 0.27% Due 4/21/2025	4,281.05	16.41	4,297.46
11/22/2022	Interest	3135G04Q3	490,000.00	FNMA Note 0.25% Due 5/22/2023	0.00	612.50	612.50
11/24/2022	Interest	459058JM6	245,000.00	Intl. Bank Recon & Development Note 0.25% Due 11/24/2023	0.00	306.25	306.25
11/25/2022	Paydown	05601XAC3	110,000.00	BMW Vehicle Lease Trust 2022-1 A3 1.1% Due 3/25/2025	0.00	100.83	100.83
11/25/2022	Paydown	09690AAC7	105,000.00	BMW Vehicle Lease Trust 2021-2 A3 0.33% Due 12/26/2024	0.00	28.88	28.88
11/27/2022	Interest	3135G06H1	445,000.00	FNMA Note 0.25% Due 11/27/2023	0.00	556.25	556.25
11/30/2022	Interest	9128285N6	900,000.00	US Treasury Note 2.875% Due 11/30/2025	0.00	12,937.50	12,937.50
11/30/2022	Interest	912828YV6	800,000.00	US Treasury Note 1.5% Due 11/30/2024	0.00	6,000.00	6,000.00
11/30/2022	Interest	912828U57	800,000.00	US Treasury Note 2.125% Due 11/30/2023	0.00	8,500.01	8,500.01
11/30/2022	Interest	912828ZT0	800,000.00	US Treasury Note 0.25% Due 5/31/2025	0.00	1,000.00	1,000.00
<b>NOV 2022</b>					<b>40,822.02</b>	<b>77,122.47</b>	<b>117,944.49</b>
12/08/2022	Interest	3130A0F70	450,000.00	FHLB Note 3.375% Due 12/8/2023	0.00	7,593.75	7,593.75
12/10/2022	Interest	78015K7H1	500,000.00	Royal Bank of Canada Note 1.15% Due 6/10/2025	0.00	2,875.00	2,875.00
12/15/2022	Interest	91282CBA8	550,000.00	US Treasury Note 0.125% Due 12/15/2023	0.00	343.75	343.75
12/15/2022	Interest	912828ZU7	700,000.00	US Treasury Note 0.25% Due 6/15/2023	0.00	875.00	875.00

## Cash Flow Report

As of October 31, 2022



Payment Date	Transaction Type	CUSIP	Quantity	Security Description	Principal Amount	Income	Total Amount
12/15/2022	Interest	63743HFE7	105,000.00	National Rural Utilities Note 3.45% Due 6/15/2025	0.00	2,223.81	2,223.81
12/15/2022	Paydown	89232HAC9	70,373.36	Toyota Auto Receivable Own 2020-A A3 1.66% Due 5/15/2024	4,977.93	90.25	5,068.18
12/15/2022	Paydown	44935FAD6	80,000.00	Hyundai Auto Receivables Trust 2021-C A3 0.74% Due 5/15/2026	0.00	49.33	49.33
12/15/2022	Paydown	58769KAD6	170,000.00	Mercedes-Benz Auto Lease Trust 2021-B A3 0.4% Due 11/15/2024	0.00	56.67	56.67
12/15/2022	Paydown	02582JIT8	310,000.00	American Express Credit Trust 2022-2 A 3.39% Due 5/17/2027	0.00	875.75	875.75
12/15/2022	Paydown	43815BAC4	185,000.00	Honda Auto Receivables Trust 2022-1 A3 1.88% Due 5/15/2026	0.00	289.83	289.83
12/15/2022	Paydown	47787NAC3	28,009.23	John Deere Owner Trust 2020-B A3 0.51% Due 11/15/2024	1,862.90	11.11	1,874.01
12/15/2022	Paydown	47788UAC6	85,000.00	John Deere Owner Trust 2021-A A3 0.36% Due 9/15/2025	3,529.60	24.44	3,554.04
12/15/2022	Paydown	47789QAC4	145,000.00	John Deere Owner Trust 2021-B A3 0.52% Due 3/16/2026	0.00	62.83	62.83
12/15/2022	Paydown	65479JAD5	50,928.15	Nissan Auto Receivables Owner 2019-C A3 1.93% Due 7/15/2024	2,376.36	78.10	2,454.46
12/15/2022	Paydown	89238JAC9	105,000.00	Toyota Auto Receivables Trust 2021-D A3 0.71% Due 4/15/2026	0.00	62.13	62.13
12/15/2022	Paydown	89240BAC2	130,299.92	Toyota Auto Receivables Owners 2021-A A3 0.26% Due 5/15/2025	7,647.27	26.58	7,673.85
12/15/2022	Paydown	47789KAC7	41,115.94	John Deere Owner Trust 2020-A A3 1.1% Due 8/15/2024	1,820.50	36.03	1,856.53
12/15/2022	Paydown	89236XAC0	43,400.83	Toyota Auto Receivables 2020-D A3 0.35% Due 1/15/2025	1,677.44	12.17	1,689.61
12/15/2022	Paydown	89237VAB5	53,065.36	Toyota Auto Receivables Trust 2020-C A3 0.44% Due 10/15/2024	2,202.55	18.65	2,221.20
12/15/2022	Paydown	47787JAC2	140,000.00	John Deere Owner Trust 2022-A A3 2.32% Due 9/16/2026	0.00	270.67	270.67
12/15/2022	Paydown	47800AAC4	150,000.00	John Deere Owner Trust 2022-B A3 3.74% Due 2/16/2027	0.00	467.50	467.50

## Cash Flow Report

As of October 31, 2022



Payment Date	Transaction Type	CUSIP	Quantity	Security Description	Principal Amount	Income	Total Amount
12/16/2022	Paydown	380146AC4	75,000.00	GM Financial Auto Receivables 2022-1 A3 1.26% Due 11/16/2026	0.00	78.75	78.75
12/16/2022	Paydown	36265WAD5	100,000.00	GM Financial Securitized Auto 2022-3 A3 3.64% Due 4/16/2027	0.00	303.33	303.33
12/16/2022	Paydown	362554AC1	85,000.00	GM Financial Securitized Term 2021-4 A3 0.68% Due 9/16/2026	0.00	48.17	48.17
12/18/2022	Interest	89236TJH9	260,000.00	Toyota Motor Credit Corp Note 0.5% Due 6/18/2024	0.00	650.00	650.00
12/18/2022	Paydown	43813KAC6	114,760.97	Honda Auto Receivables Trust 2020-3 A3 0.37% Due 10/18/2024	8,814.16	32.67	8,846.83
12/18/2022	Paydown	43815PAC3	115,000.00	Honda Auto Receivables 2022-2 A3 3.73% Due 7/20/2026	0.00	357.46	357.46
12/19/2022	Interest	3137EAEN5	300,000.00	FHLMC Note 2.75% Due 6/19/2023	0.00	4,125.00	4,125.00
12/20/2022	Paydown	36266FAC3	180,000.00	GM Financial Auto Lease Trust 2022-2 A3 3.42% Due 6/20/2025	0.00	513.00	513.00
12/21/2022	Paydown	43815GAC3	115,000.00	Honda Auto Receivables Trust 2021-4 A3 0.88% Due 1/21/2026	0.00	84.33	84.33
12/21/2022	Paydown	43813RAC1	28,656.85	Honda Auto Receivables 2020-1 A3 1.61% Due 4/22/2024	1,492.12	36.45	1,528.57
12/21/2022	Paydown	43813GAC5	72,918.72	Honda Auto Receivables Trust 2021-1 A3 0.27% Due 4/21/2025	4,282.09	15.44	4,297.53
12/25/2022	Paydown	05601XAC3	110,000.00	BMW Vehicle Lease Trust 2022-1 A3 1.1% Due 3/25/2025	0.00	100.83	100.83
12/25/2022	Paydown	09690AAC7	105,000.00	BMW Vehicle Lease Trust 2021-2 A3 0.33% Due 12/26/2024	0.00	28.88	28.88
12/26/2022	Interest	931142EK5	300,000.00	Wal-Mart Stores Callable Note Cont 5/26/2023 3.4% Due 6/26/2023	0.00	5,100.00	5,100.00
<b>DEC 2022</b>					<b>40,682.92</b>	<b>27,817.66</b>	<b>68,500.58</b>
01/06/2023	Interest	3133ENKS8	260,000.00	FFCB Note 1.125% Due 1/6/2025	0.00	1,462.50	1,462.50
01/10/2023	Interest	24422EUR8	200,000.00	John Deere Capital Corp Note 3.45% Due 1/10/2024	0.00	3,450.00	3,450.00

## Cash Flow Report

As of October 31, 2022



Payment Date	Transaction Type	CUSIP	Quantity	Security Description	Principal Amount	Income	Total Amount
01/10/2023	Interest	3135G05G4	430,000.00	FNMA Note 0.25% Due 7/10/2023	0.00	537.50	537.50
01/15/2023	Call	084670BR8	100,000.00	Berkshire Hathaway Callable Note Cont 1/15/2023 2.75% Due 3/15/2023	100,000.00	916.67	100,916.67
01/15/2023	Interest	91282CBE0	850,000.00	US Treasury Note 0.125% Due 1/15/2024	0.00	531.26	531.26
01/15/2023	Interest	79466LAG9	70,000.00	Salesforce.com Inc Callable Note Cont 7/15/2022 0.625% Due 7/15/2024	0.00	218.75	218.75
01/15/2023	Paydown	89236XAC0	43,400.83	Toyota Auto Receivables 2020-D A3 0.35% Due 1/15/2025	1,672.08	11.68	1,683.76
01/15/2023	Paydown	89237VAB5	53,065.36	Toyota Auto Receivables Trust 2020-C A3 0.44% Due 10/15/2024	2,203.36	17.84	2,221.20
01/15/2023	Paydown	44935FAD6	80,000.00	Hyundai Auto Receivables Trust 2021-C A3 0.74% Due 5/15/2026	0.00	49.33	49.33
01/15/2023	Paydown	47787JAC2	140,000.00	John Deere Owner Trust 2022-A A3 2.32% Due 9/16/2026	0.00	270.67	270.67
01/15/2023	Paydown	47789KAC7	41,115.94	John Deere Owner Trust 2020-A A3 1.1% Due 8/15/2024	1,825.51	34.36	1,859.87
01/15/2023	Paydown	47788UAC6	85,000.00	John Deere Owner Trust 2021-A A3 0.36% Due 9/15/2025	3,530.74	23.38	3,554.12
01/15/2023	Paydown	47800AAC4	150,000.00	John Deere Owner Trust 2022-B A3 3.74% Due 2/16/2027	0.00	467.50	467.50
01/15/2023	Paydown	65479JAD5	50,928.15	Nissan Auto Receivables Owner 2019-C A3 1.93% Due 7/15/2024	2,381.72	74.27	2,455.99
01/15/2023	Paydown	89232HAC9	70,373.36	Toyota Auto Receivable Own 2020-A A3 1.66% Due 5/15/2024	4,822.25	83.36	4,905.61
01/15/2023	Paydown	89238JAC9	105,000.00	Toyota Auto Receivables Trust 2021-D A3 0.71% Due 4/15/2026	0.00	62.13	62.13
01/15/2023	Paydown	02582JIT8	310,000.00	American Express Credit Trust 2022-2 A 3.39% Due 5/17/2027	0.00	875.75	875.75
01/15/2023	Paydown	43815BAC4	185,000.00	Honda Auto Receivables Trust 2022-1 A3 1.88% Due 5/15/2026	0.00	289.83	289.83
01/15/2023	Paydown	47787NAC3	28,009.23	John Deere Owner Trust 2020-B A3 0.51% Due 11/15/2024	1,863.63	10.32	1,873.95

## Cash Flow Report

As of October 31, 2022



Payment Date	Transaction Type	CUSIP	Quantity	Security Description	Principal Amount	Income	Total Amount
01/15/2023	Paydown	47789QAC4	145,000.00	John Deere Owner Trust 2021-B A3 0.52% Due 3/16/2026	0.00	62.83	62.83
01/15/2023	Paydown	58769KAD6	170,000.00	Mercedes-Benz Auto Lease Trust 2021-B A3 0.4% Due 11/15/2024	13,069.73	56.67	13,126.40
01/15/2023	Paydown	89240BAC2	130,299.92	Toyota Auto Receivables Owners 2021-A A3 0.26% Due 5/15/2025	7,649.76	24.92	7,674.68
01/16/2023	Paydown	380146AC4	75,000.00	GM Financial Auto Receivables 2022-1 A3 1.26% Due 11/16/2026	0.00	78.75	78.75
01/16/2023	Paydown	362554AC1	85,000.00	GM Financial Securitized Term 2021-4 A3 0.68% Due 9/16/2026	0.00	48.17	48.17
01/16/2023	Paydown	36265WAD5	100,000.00	GM Financial Securitized Auto 2022-3 A3 3.64% Due 4/16/2027	0.00	303.33	303.33
01/17/2023	Interest	24422EVN6	210,000.00	John Deere Capital Corp Note 0.45% Due 1/17/2024	0.00	472.50	472.50
01/17/2023	Interest	61747YET8	190,000.00	Morgan Stanley Callable Note Cont 7/17/2025 4.679% Due 7/17/2026	0.00	4,370.97	4,370.97
01/18/2023	Paydown	43813KAC6	114,760.97	Honda Auto Receivables Trust 2020-3 A3 0.37% Due 10/18/2024	8,816.88	29.95	8,846.83
01/18/2023	Paydown	43815PAC3	115,000.00	Honda Auto Receivables 2022-2 A3 3.73% Due 7/20/2026	0.00	357.46	357.46
01/19/2023	Maturity	3135G0T94	300,000.00	FNMA Note 2.375% Due 1/19/2023	300,000.00	3,562.50	303,562.50
01/20/2023	Paydown	36266FAC3	180,000.00	GM Financial Auto Lease Trust 2022-2 A3 3.42% Due 6/20/2025	0.00	513.00	513.00
01/21/2023	Paydown	43815GAC3	115,000.00	Honda Auto Receivables Trust 2021-4 A3 0.88% Due 1/21/2026	0.00	84.33	84.33
01/21/2023	Paydown	43813RAC1	28,656.85	Honda Auto Receivables 2020-1 A3 1.61% Due 4/22/2024	1,494.12	34.45	1,528.57
01/21/2023	Paydown	43813GAC5	72,918.72	Honda Auto Receivables Trust 2021-1 A3 0.27% Due 4/21/2025	4,283.12	14.48	4,297.60
01/25/2023	Paydown	05601XAC3	110,000.00	BMW Vehicle Lease Trust 2022-1 A3 1.1% Due 3/25/2025	0.00	100.83	100.83
01/25/2023	Paydown	09690AAC7	105,000.00	BMW Vehicle Lease Trust 2021-2 A3 0.33% Due 12/26/2024	8,738.37	28.88	8,767.25

## Cash Flow Report

As of October 31, 2022



Payment Date	Transaction Type	CUSIP	Quantity	Security Description	Principal Amount	Income	Total Amount
01/30/2023	Interest	91159HHX1	100,000.00	US Bancorp Callable Note Cont 6/28/2024 2.4% Due 7/30/2024	0.00	1,200.00	1,200.00
01/31/2023	Interest	912828Y61	800,000.00	US Treasury Note 2.75% Due 7/31/2023	0.00	11,000.00	11,000.00
01/31/2023	Interest	912828Y87	800,000.00	US Treasury Note 1.75% Due 7/31/2024	0.00	7,000.00	7,000.00
01/31/2023	Maturity	912828P38	800,000.00	US Treasury Note 1.75% Due 1/31/2023	800,000.00	7,000.00	807,000.00
<b>JAN 2023</b>					<b>1,262,351.27</b>	<b>45,731.12</b>	<b>1,308,082.39</b>
02/06/2023	Interest	857477BR3	115,000.00	State Street Bank Callable Note Cont 2/6/2025 1.746% Due 2/6/2026	0.00	1,003.95	1,003.95
02/09/2023	Interest	69371RR40	170,000.00	Paccar Financial Corp Note 0.5% Due 8/9/2024	0.00	425.00	425.00
02/12/2023	Interest	3137EAEPO	500,000.00	FHLMC Note 1.5% Due 2/12/2025	0.00	3,750.00	3,750.00
02/15/2023	Paydown	58769KAD6	170,000.00	Mercedes-Benz Auto Lease Trust 2021-B A3 0.4% Due 11/15/2024	13,070.93	52.31	13,123.24
02/15/2023	Paydown	89232HAC9	70,373.36	Toyota Auto Receivable Own 2020-A A3 1.66% Due 5/15/2024	4,665.91	76.69	4,742.60
02/15/2023	Paydown	44935FAD6	80,000.00	Hyundai Auto Receivables Trust 2021-C A3 0.74% Due 5/15/2026	0.00	49.33	49.33
02/15/2023	Paydown	47787JAC2	140,000.00	John Deere Owner Trust 2022-A A3 2.32% Due 9/16/2026	0.00	270.67	270.67
02/15/2023	Paydown	47800AAC4	150,000.00	John Deere Owner Trust 2022-B A3 3.74% Due 2/16/2027	0.00	467.50	467.50
02/15/2023	Paydown	65479JAD5	50,928.15	Nissan Auto Receivables Owner 2019-C A3 1.93% Due 7/15/2024	2,387.08	70.44	2,457.52
02/15/2023	Paydown	89238JAC9	105,000.00	Toyota Auto Receivables Trust 2021-D A3 0.71% Due 4/15/2026	0.00	62.13	62.13
02/15/2023	Paydown	02582JIT8	310,000.00	American Express Credit Trust 2022-2 A 3.39% Due 5/17/2027	0.00	875.75	875.75
02/15/2023	Paydown	47788UAC6	85,000.00	John Deere Owner Trust 2021-A A3 0.36% Due 9/15/2025	3,531.89	22.32	3,554.21

## Cash Flow Report

As of October 31, 2022



Payment Date	Transaction Type	CUSIP	Quantity	Security Description	Principal Amount	Income	Total Amount
02/15/2023	Paydown	43815BAC4	185,000.00	Honda Auto Receivables Trust 2022-1 A3 1.88% Due 5/15/2026	0.00	289.83	289.83
02/15/2023	Paydown	47787NAC3	28,009.23	John Deere Owner Trust 2020-B A3 0.51% Due 11/15/2024	1,864.36	9.53	1,873.89
02/15/2023	Paydown	47789KAC7	41,115.94	John Deere Owner Trust 2020-A A3 1.1% Due 8/15/2024	1,830.53	32.68	1,863.21
02/15/2023	Paydown	47789QAC4	145,000.00	John Deere Owner Trust 2021-B A3 0.52% Due 3/16/2026	0.00	62.83	62.83
02/15/2023	Paydown	89236XAC0	43,400.83	Toyota Auto Receivables 2020-D A3 0.35% Due 1/15/2025	1,666.66	11.19	1,677.85
02/15/2023	Paydown	89237VAB5	53,065.36	Toyota Auto Receivables Trust 2020-C A3 0.44% Due 10/15/2024	2,204.17	17.03	2,221.20
02/15/2023	Paydown	89240BAC2	130,299.92	Toyota Auto Receivables Owners 2021-A A3 0.26% Due 5/15/2025	7,652.25	23.26	7,675.51
02/16/2023	Paydown	36265WAD5	100,000.00	GM Financial Securitized Auto 2022-3 A3 3.64% Due 4/16/2027	0.00	303.33	303.33
02/16/2023	Paydown	362554AC1	85,000.00	GM Financial Securitized Term 2021-4 A3 0.68% Due 9/16/2026	0.00	48.17	48.17
02/16/2023	Paydown	380146AC4	75,000.00	GM Financial Auto Receivables 2022-1 A3 1.26% Due 11/16/2026	0.00	78.75	78.75
02/18/2023	Paydown	43815PAC3	115,000.00	Honda Auto Receivables 2022-2 A3 3.73% Due 7/20/2026	0.00	357.46	357.46
02/18/2023	Paydown	43813KAC6	114,760.97	Honda Auto Receivables Trust 2020-3 A3 0.37% Due 10/18/2024	8,819.60	27.23	8,846.83
02/20/2023	Paydown	36266FAC3	180,000.00	GM Financial Auto Lease Trust 2022-2 A3 3.42% Due 6/20/2025	0.00	513.00	513.00
02/21/2023	Paydown	43813RAC1	28,656.85	Honda Auto Receivables 2020-1 A3 1.61% Due 4/22/2024	1,496.13	32.44	1,528.57
02/21/2023	Paydown	43815GAC3	115,000.00	Honda Auto Receivables Trust 2021-4 A3 0.88% Due 1/21/2026	0.00	84.33	84.33
02/21/2023	Paydown	43813GAC5	72,918.72	Honda Auto Receivables Trust 2021-1 A3 0.27% Due 4/21/2025	4,284.15	13.52	4,297.67
02/24/2023	Interest	3137EAEV7	525,000.00	FHLMC Note 0.25% Due 8/24/2023	0.00	656.25	656.25



## Cash Flow Report

As of October 31, 2022



Payment Date	Transaction Type	CUSIP	Quantity	Security Description	Principal Amount	Income	Total Amount
02/25/2023	Paydown	05601XAC3	110,000.00	BMW Vehicle Lease Trust 2022-1 A3 1.1% Due 3/25/2025	0.00	100.83	100.83
02/25/2023	Paydown	09690AAC7	105,000.00	BMW Vehicle Lease Trust 2021-2 A3 0.33% Due 12/26/2024	8,740.49	26.47	8,766.96
02/28/2023	Interest	91282CFH9	495,000.00	US Treasury Note 3.125% Due 8/31/2027	0.00	7,734.38	7,734.38
02/28/2023	Interest	9128284Z0	800,000.00	US Treasury Note 2.75% Due 8/31/2025	0.00	11,000.00	11,000.00
<b>FEB 2023</b>					<b>62,214.15</b>	<b>28,548.60</b>	<b>90,762.75</b>
03/07/2023	Interest	24422EWB1	140,000.00	John Deere Capital Corp Note 2.125% Due 3/7/2025	0.00	1,487.50	1,487.50
03/08/2023	Interest	313383YJ4	225,000.00	FHLB Note 3.375% Due 9/8/2023	0.00	3,796.88	3,796.88
03/09/2023	Interest	931142EW9	90,000.00	Wal-Mart Stores Note 3.9% Due 9/9/2025	0.00	1,755.00	1,755.00
03/13/2023	Interest	3130A2UW4	250,000.00	FHLB Note 2.875% Due 9/13/2024	0.00	3,593.75	3,593.75
03/15/2023	Interest	91282CAK7	800,000.00	US Treasury Note 0.125% Due 9/15/2023	0.00	500.00	500.00
03/15/2023	Interest	437076CR1	120,000.00	Home Depot Callable Note Cont 8/15/2025 4% Due 9/15/2025	0.00	2,346.67	2,346.67
03/15/2023	Maturity	912828ZD5	850,000.00	US Treasury Note 0.5% Due 3/15/2023	850,000.00	2,125.00	852,125.00
03/15/2023	Paydown	47789KAC7	41,115.94	John Deere Owner Trust 2020-A A3 1.1% Due 8/15/2024	1,835.56	31.01	1,866.57
03/15/2023	Paydown	89236XAC0	43,400.83	Toyota Auto Receivables 2020-D A3 0.35% Due 1/15/2025	1,661.19	10.70	1,671.89
03/15/2023	Paydown	89237VAB5	53,065.36	Toyota Auto Receivables Trust 2020-C A3 0.44% Due 10/15/2024	2,204.97	16.23	2,221.20
03/15/2023	Paydown	44935FAD6	80,000.00	Hyundai Auto Receivables Trust 2021-C A3 0.74% Due 5/15/2026	0.00	49.33	49.33
03/15/2023	Paydown	47787JAC2	140,000.00	John Deere Owner Trust 2022-A A3 2.32% Due 9/16/2026	0.00	270.67	270.67

## Cash Flow Report

As of October 31, 2022



Payment Date	Transaction Type	CUSIP	Quantity	Security Description	Principal Amount	Income	Total Amount
03/15/2023	Paydown	02582JIT8	310,000.00	American Express Credit Trust 2022-2 A 3.39% Due 5/17/2027	0.00	875.75	875.75
03/15/2023	Paydown	47787NAC3	28,009.23	John Deere Owner Trust 2020-B A3 0.51% Due 11/15/2024	1,865.08	8.74	1,873.82
03/15/2023	Paydown	47788UAC6	85,000.00	John Deere Owner Trust 2021-A A3 0.36% Due 9/15/2025	3,533.04	21.26	3,554.30
03/15/2023	Paydown	47789QAC4	145,000.00	John Deere Owner Trust 2021-B A3 0.52% Due 3/16/2026	0.00	62.83	62.83
03/15/2023	Paydown	65479JAD5	50,928.15	Nissan Auto Receivables Owner 2019-C A3 1.93% Due 7/15/2024	2,392.45	66.60	2,459.05
03/15/2023	Paydown	89240BAC2	130,299.92	Toyota Auto Receivables Owners 2021-A A3 0.26% Due 5/15/2025	7,654.74	21.60	7,676.34
03/15/2023	Paydown	43815BAC4	185,000.00	Honda Auto Receivables Trust 2022-1 A3 1.88% Due 5/15/2026	0.00	289.83	289.83
03/15/2023	Paydown	47800AAC4	150,000.00	John Deere Owner Trust 2022-B A3 3.74% Due 2/16/2027	0.00	467.50	467.50
03/15/2023	Paydown	58769KAD6	170,000.00	Mercedes-Benz Auto Lease Trust 2021-B A3 0.4% Due 11/15/2024	13,072.13	47.95	13,120.08
03/15/2023	Paydown	89232HAC9	70,373.36	Toyota Auto Receivable Own 2020-A A3 1.66% Due 5/15/2024	4,508.90	70.24	4,579.14
03/15/2023	Paydown	89238JAC9	105,000.00	Toyota Auto Receivables Trust 2021-D A3 0.71% Due 4/15/2026	0.00	62.13	62.13
03/16/2023	Paydown	362554AC1	85,000.00	GM Financial Securitized Term 2021-4 A3 0.68% Due 9/16/2026	0.00	48.17	48.17
03/16/2023	Paydown	380146AC4	75,000.00	GM Financial Auto Receivables 2022-1 A3 1.26% Due 11/16/2026	0.00	78.75	78.75
03/16/2023	Paydown	36265WAD5	100,000.00	GM Financial Securitized Auto 2022-3 A3 3.64% Due 4/16/2027	0.00	303.33	303.33
03/17/2023	Interest	931142ER0	85,000.00	Wal-Mart Stores Callable Note Cont 08/17/2026 1.05% Due 9/17/2026	0.00	446.25	446.25
03/18/2023	Interest	808513BN4	515,000.00	Charles Schwab Corp Callable Note Cont 2/18/2024 0.75% Due 3/18/2024	0.00	1,931.25	1,931.25
03/18/2023	Paydown	43815PAC3	115,000.00	Honda Auto Receivables 2022-2 A3 3.73% Due 7/20/2026	0.00	357.46	357.46

## Cash Flow Report

As of October 31, 2022



Payment Date	Transaction Type	CUSIP	Quantity	Security Description	Principal Amount	Income	Total Amount
03/18/2023	Paydown	43813KAC6	114,760.97	Honda Auto Receivables Trust 2020-3 A3 0.37% Due 10/18/2024	8,822.32	24.51	8,846.83
03/19/2023	Interest	459058GQ0	335,000.00	Intl. Bank Recon & Development Note 2.5% Due 3/19/2024	0.00	4,187.50	4,187.50
03/20/2023	Paydown	36266FAC3	180,000.00	GM Financial Auto Lease Trust 2022-2 A3 3.42% Due 6/20/2025	0.00	513.00	513.00
03/21/2023	Paydown	43813GAC5	72,918.72	Honda Auto Receivables Trust 2021-1 A3 0.27% Due 4/21/2025	4,285.19	12.55	4,297.74
03/21/2023	Paydown	43815GAC3	115,000.00	Honda Auto Receivables Trust 2021-4 A3 0.88% Due 1/21/2026	0.00	84.33	84.33
03/21/2023	Paydown	43813RAC1	28,656.85	Honda Auto Receivables 2020-1 A3 1.61% Due 4/22/2024	1,498.14	30.43	1,528.57
03/23/2023	Interest	3137EAEX3	250,000.00	FHLMC Note 0.375% Due 9/23/2025	0.00	468.75	468.75
03/23/2023	Interest	4581X0DZ8	545,000.00	Inter-American Dev Bank Note 0.5% Due 9/23/2024	0.00	1,362.50	1,362.50
03/25/2023	Paydown	05601XAC3	110,000.00	BMW Vehicle Lease Trust 2022-1 A3 1.1% Due 3/25/2025	0.00	100.83	100.83
03/25/2023	Paydown	09690AAC7	105,000.00	BMW Vehicle Lease Trust 2021-2 A3 0.33% Due 12/26/2024	8,742.60	24.07	8,766.67
03/31/2023	Interest	912828W71	800,000.00	US Treasury Note 2.125% Due 3/31/2024	0.00	8,500.00	8,500.00
03/31/2023	Interest	912828YG9	900,000.00	US Treasury Note 1.625% Due 9/30/2026	0.00	7,312.50	7,312.50
03/31/2023	Interest	912828ZF0	800,000.00	US Treasury Note 0.5% Due 3/31/2025	0.00	2,000.00	2,000.00
03/31/2023	Interest	91282CEF4	800,000.00	US Treasury Note 2.5% Due 3/31/2027	0.00	10,000.00	10,000.00
03/31/2023	Maturity	9128284D9	450,000.00	US Treasury Note 2.5% Due 3/31/2023	450,000.00	5,625.00	455,625.00
<b>MAR 2023</b>					<b>1,362,076.31</b>	<b>61,388.35</b>	<b>1,423,464.66</b>
04/15/2023	Interest	91282CAP6	900,000.00	US Treasury Note 0.125% Due 10/15/2023	0.00	562.50	562.50

## Cash Flow Report

As of October 31, 2022



Payment Date	Transaction Type	CUSIP	Quantity	Security Description	Principal Amount	Income	Total Amount
04/15/2023	Interest	91282CBV2	700,000.00	US Treasury Note 0.375% Due 4/15/2024	0.00	1,312.51	1,312.51
04/15/2023	Maturity	912828ZH6	800,000.00	US Treasury Note 0.25% Due 4/15/2023	800,000.00	1,000.00	801,000.00
04/15/2023	Paydown	44935FAD6	80,000.00	Hyundai Auto Receivables Trust 2021-C A3 0.74% Due 5/15/2026	0.00	49.33	49.33
04/15/2023	Paydown	47787JAC2	140,000.00	John Deere Owner Trust 2022-A A3 2.32% Due 9/16/2026	0.00	270.67	270.67
04/15/2023	Paydown	47787NAC3	28,009.23	John Deere Owner Trust 2020-B A3 0.51% Due 11/15/2024	1,865.82	7.94	1,873.76
04/15/2023	Paydown	47789KAC7	41,115.94	John Deere Owner Trust 2020-A A3 1.1% Due 8/15/2024	1,840.61	29.32	1,869.93
04/15/2023	Paydown	47789QAC4	145,000.00	John Deere Owner Trust 2021-B A3 0.52% Due 3/16/2026	0.00	62.83	62.83
04/15/2023	Paydown	65479JAD5	50,928.15	Nissan Auto Receivables Owner 2019-C A3 1.93% Due 7/15/2024	2,397.82	62.76	2,460.58
04/15/2023	Paydown	89236XAC0	43,400.83	Toyota Auto Receivables 2020-D A3 0.35% Due 1/15/2025	1,655.66	10.22	1,665.88
04/15/2023	Paydown	89237VAB5	53,065.36	Toyota Auto Receivables Trust 2020-C A3 0.44% Due 10/15/2024	2,205.78	15.42	2,221.20
04/15/2023	Paydown	89240BAC2	130,299.92	Toyota Auto Receivables Owners 2021-A A3 0.26% Due 5/15/2025	7,657.23	19.94	7,677.17
04/15/2023	Paydown	02582JIT8	310,000.00	American Express Credit Trust 2022-2 A 3.39% Due 5/17/2027	0.00	875.75	875.75
04/15/2023	Paydown	47788UAC6	85,000.00	John Deere Owner Trust 2021-A A3 0.36% Due 9/15/2025	3,534.19	20.20	3,554.39
04/15/2023	Paydown	58769KAD6	170,000.00	Mercedes-Benz Auto Lease Trust 2021-B A3 0.4% Due 11/15/2024	13,073.32	43.60	13,116.92
04/15/2023	Paydown	89232HAC9	70,373.36	Toyota Auto Receivable Own 2020-A A3 1.66% Due 5/15/2024	4,351.25	64.00	4,415.25
04/15/2023	Paydown	43815BAC4	185,000.00	Honda Auto Receivables Trust 2022-1 A3 1.88% Due 5/15/2026	0.00	289.83	289.83
04/15/2023	Paydown	47800AAC4	150,000.00	John Deere Owner Trust 2022-B A3 3.74% Due 2/16/2027	0.00	467.50	467.50

## Cash Flow Report

As of October 31, 2022



Payment Date	Transaction Type	CUSIP	Quantity	Security Description	Principal Amount	Income	Total Amount
04/15/2023	Paydown	89238JAC9	105,000.00	Toyota Auto Receivables Trust 2021-D A3 0.71% Due 4/15/2026	0.00	62.13	62.13
04/16/2023	Interest	45950KCR9	325,000.00	International Finance Corp Note 1.375% Due 10/16/2024	0.00	2,234.38	2,234.38
04/16/2023	Interest	3137EAEY1	480,000.00	FHLMC Note 0.125% Due 10/16/2023	0.00	300.00	300.00
04/16/2023	Paydown	362554AC1	85,000.00	GM Financial Securitized Term 2021-4 A3 0.68% Due 9/16/2026	0.00	48.17	48.17
04/16/2023	Paydown	36265WAD5	100,000.00	GM Financial Securitized Auto 2022-3 A3 3.64% Due 4/16/2027	0.00	303.33	303.33
04/16/2023	Paydown	380146AC4	75,000.00	GM Financial Auto Receivables 2022-1 A3 1.26% Due 11/16/2026	0.00	78.75	78.75
04/18/2023	Paydown	43815PAC3	115,000.00	Honda Auto Receivables 2022-2 A3 3.73% Due 7/20/2026	0.00	357.46	357.46
04/18/2023	Paydown	43813KAC6	114,760.97	Honda Auto Receivables Trust 2020-3 A3 0.37% Due 10/18/2024	8,825.04	21.79	8,846.83
04/20/2023	Paydown	36266FAC3	180,000.00	GM Financial Auto Lease Trust 2022-2 A3 3.42% Due 6/20/2025	0.00	513.00	513.00
04/21/2023	Paydown	43815GAC3	115,000.00	Honda Auto Receivables Trust 2021-4 A3 0.88% Due 1/21/2026	0.00	84.33	84.33
04/21/2023	Paydown	43813GAC5	72,918.72	Honda Auto Receivables Trust 2021-1 A3 0.27% Due 4/21/2025	4,286.22	11.59	4,297.81
04/21/2023	Paydown	43813RAC1	28,656.85	Honda Auto Receivables 2020-1 A3 1.61% Due 4/22/2024	1,500.15	28.42	1,528.57
04/25/2023	Interest	06406RBC0	310,000.00	Bank of NY Mellon Corp Callable Note Cont 3/25/2025 3.35% Due 4/25/2025	0.00	5,192.50	5,192.50
04/25/2023	Paydown	05601XAC3	110,000.00	BMW Vehicle Lease Trust 2022-1 A3 1.1% Due 3/25/2025	0.00	100.83	100.83
04/25/2023	Paydown	09690AAC7	105,000.00	BMW Vehicle Lease Trust 2021-2 A3 0.33% Due 12/26/2024	8,744.72	21.66	8,766.38
<b>APR 2023</b>					<b>861,937.81</b>	<b>14,522.66</b>	<b>876,460.47</b>
05/03/2023	Maturity	037833AK6	350,000.00	Apple Inc Note 2.4% Due 5/3/2023	350,000.00	4,200.00	354,200.00

## Cash Flow Report

As of October 31, 2022



Payment Date	Transaction Type	CUSIP	Quantity	Security Description	Principal Amount	Income	Total Amount
05/05/2023	Maturity	3137EAE6	460,000.00	FHLMC Note 0.375% Due 5/5/2023	460,000.00	862.50	460,862.50
05/06/2023	Interest	3137EAEZ8	450,000.00	FHLMC Note 0.25% Due 11/6/2023	0.00	562.50	562.50
05/08/2023	Interest	69371RR57	280,000.00	Paccar Financial Corp Note 0.9% Due 11/8/2024	0.00	1,260.00	1,260.00
05/10/2023	Interest	665859AW4	500,000.00	Northern Trust Company Callable Note Cont 4/10/2027 4% Due 5/10/2027	0.00	10,000.00	10,000.00
05/12/2023	Interest	023135BW5	275,000.00	Amazon.com Inc Note 0.45% Due 5/12/2024	0.00	618.75	618.75
05/13/2023	Interest	14913R2V8	165,000.00	Caterpillar Financial Service Note 3.4% Due 5/13/2025	0.00	2,805.00	2,805.00
05/15/2023	Interest	912828U24	800,000.00	US Treasury Note 2% Due 11/15/2026	0.00	8,000.00	8,000.00
05/15/2023	Interest	912828R36	600,000.00	US Treasury Note 1.625% Due 5/15/2026	0.00	4,875.00	4,875.00
05/15/2023	Interest	91324PEG3	500,000.00	United Health Group Inc Callable Note Cont 4/15/2027 3.7% Due 5/15/2027	0.00	9,250.00	9,250.00
05/15/2023	Paydown	02582JIT8	310,000.00	American Express Credit Trust 2022-2 A 3.39% Due 5/17/2027	0.00	875.75	875.75
05/15/2023	Paydown	43815BAC4	185,000.00	Honda Auto Receivables Trust 2022-1 A3 1.88% Due 5/15/2026	0.00	289.83	289.83
05/15/2023	Paydown	47787NAC3	28,009.23	John Deere Owner Trust 2020-B A3 0.51% Due 11/15/2024	1,866.55	7.15	1,873.70
05/15/2023	Paydown	47788UAC6	85,000.00	John Deere Owner Trust 2021-A A3 0.36% Due 9/15/2025	3,535.34	19.14	3,554.48
05/15/2023	Paydown	47789QAC4	145,000.00	John Deere Owner Trust 2021-B A3 0.52% Due 3/16/2026	6,298.00	62.83	6,360.83
05/15/2023	Paydown	58769KAD6	170,000.00	Mercedes-Benz Auto Lease Trust 2021-B A3 0.4% Due 11/15/2024	13,074.52	39.24	13,113.76
05/15/2023	Paydown	89240BAC2	130,299.92	Toyota Auto Receivables Owners 2021-A A3 0.26% Due 5/15/2025	7,659.71	18.29	7,678.00

## Cash Flow Report

As of October 31, 2022



Payment Date	Transaction Type	CUSIP	Quantity	Security Description	Principal Amount	Income	Total Amount
05/15/2023	Paydown	47800AAC4	150,000.00	John Deere Owner Trust 2022-B A3 3.74% Due 2/16/2027	0.00	467.50	467.50
05/15/2023	Paydown	65479JAD5	50,928.15	Nissan Auto Receivables Owner 2019-C A3 1.93% Due 7/15/2024	2,403.22	58.90	2,462.12
05/15/2023	Paydown	89232HAC9	70,373.36	Toyota Auto Receivable Own 2020-A A3 1.66% Due 5/15/2024	4,192.93	57.98	4,250.91
05/15/2023	Paydown	89238JAC9	105,000.00	Toyota Auto Receivables Trust 2021-D A3 0.71% Due 4/15/2026	4,743.14	62.13	4,805.27
05/15/2023	Paydown	44935FAD6	80,000.00	Hyundai Auto Receivables Trust 2021-C A3 0.74% Due 5/15/2026	0.00	49.33	49.33
05/15/2023	Paydown	47787JAC2	140,000.00	John Deere Owner Trust 2022-A A3 2.32% Due 9/16/2026	0.00	270.67	270.67
05/15/2023	Paydown	47789KAC7	41,115.94	John Deere Owner Trust 2020-A A3 1.1% Due 8/15/2024	1,845.67	27.64	1,873.31
05/15/2023	Paydown	89236XAC0	43,400.83	Toyota Auto Receivables 2020-D A3 0.35% Due 1/15/2025	1,650.07	9.74	1,659.81
05/15/2023	Paydown	89237VAB5	53,065.36	Toyota Auto Receivables Trust 2020-C A3 0.44% Due 10/15/2024	2,206.59	14.61	2,221.20
05/16/2023	Paydown	362554AC1	85,000.00	GM Financial Securitized Term 2021-4 A3 0.68% Due 9/16/2026	0.00	48.17	48.17
05/16/2023	Paydown	380146AC4	75,000.00	GM Financial Auto Receivables 2022-1 A3 1.26% Due 11/16/2026	0.00	78.75	78.75
05/16/2023	Paydown	36265WAD5	100,000.00	GM Financial Securitized Auto 2022-3 A3 3.64% Due 4/16/2027	0.00	303.33	303.33
05/17/2023	Interest	14913R2L0	435,000.00	Caterpillar Financial Service Note 0.45% Due 5/17/2024	0.00	978.75	978.75
05/18/2023	Paydown	43813KAC6	114,760.97	Honda Auto Receivables Trust 2020-3 A3 0.37% Due 10/18/2024	8,827.76	19.07	8,846.83
05/18/2023	Paydown	43815PAC3	115,000.00	Honda Auto Receivables 2022-2 A3 3.73% Due 7/20/2026	0.00	357.46	357.46
05/20/2023	Paydown	36266FAC3	180,000.00	GM Financial Auto Lease Trust 2022-2 A3 3.42% Due 6/20/2025	0.00	513.00	513.00
05/21/2023	Paydown	43815GAC3	115,000.00	Honda Auto Receivables Trust 2021-4 A3 0.88% Due 1/21/2026	5,214.48	84.33	5,298.81

## Cash Flow Report

As of October 31, 2022



Payment Date	Transaction Type	CUSIP	Quantity	Security Description	Principal Amount	Income	Total Amount
05/21/2023	Paydown	43813GAC5	72,918.72	Honda Auto Receivables Trust 2021-1 A3 0.27% Due 4/21/2025	4,287.26	10.62	4,297.88
05/21/2023	Paydown	43813RAC1	28,656.85	Honda Auto Receivables 2020-1 A3 1.61% Due 4/22/2024	1,502.16	26.41	1,528.57
05/22/2023	Maturity	3135G04Q3	490,000.00	FNMA Note 0.25% Due 5/22/2023	490,000.00	612.50	490,612.50
05/24/2023	Interest	459058JM6	245,000.00	Intl. Bank Recon & Development Note 0.25% Due 11/24/2023	0.00	306.25	306.25
05/25/2023	Paydown	05601XAC3	110,000.00	BMW Vehicle Lease Trust 2022-1 A3 1.1% Due 3/25/2025	9,948.86	100.83	10,049.69
05/25/2023	Paydown	09690AAC7	105,000.00	BMW Vehicle Lease Trust 2021-2 A3 0.33% Due 12/26/2024	8,746.83	19.26	8,766.09
05/26/2023	Call	931142EK5	300,000.00	Wal-Mart Stores Callable Note Cont 5/26/2023 3.4% Due 6/26/2023	300,000.00	4,250.00	304,250.00
05/27/2023	Interest	3135G06H1	445,000.00	FNMA Note 0.25% Due 11/27/2023	0.00	556.25	556.25
05/31/2023	Interest	9128285N6	900,000.00	US Treasury Note 2.875% Due 11/30/2025	0.00	12,937.50	12,937.50
05/31/2023	Interest	912828U57	800,000.00	US Treasury Note 2.125% Due 11/30/2023	0.00	8,500.01	8,500.01
05/31/2023	Interest	912828YV6	800,000.00	US Treasury Note 1.5% Due 11/30/2024	0.00	6,000.00	6,000.00
05/31/2023	Interest	912828ZT0	800,000.00	US Treasury Note 0.25% Due 5/31/2025	0.00	1,000.00	1,000.00
<b>MAY 2023</b>					<b>1,688,003.09</b>	<b>81,466.97</b>	<b>1,769,470.06</b>
06/08/2023	Interest	3130A0F70	450,000.00	FHLB Note 3.375% Due 12/8/2023	0.00	7,593.75	7,593.75
06/10/2023	Interest	78015K7H1	500,000.00	Royal Bank of Canada Note 1.15% Due 6/10/2025	0.00	2,875.00	2,875.00
06/15/2023	Interest	63743HFE7	105,000.00	National Rural Utilities Note 3.45% Due 6/15/2025	0.00	1,811.25	1,811.25
06/15/2023	Interest	91282CBA8	550,000.00	US Treasury Note 0.125% Due 12/15/2023	0.00	343.75	343.75



## Cash Flow Report

As of October 31, 2022



Payment Date	Transaction Type	CUSIP	Quantity	Security Description	Principal Amount	Income	Total Amount
06/15/2023	Maturity	912828ZU7	700,000.00	US Treasury Note 0.25% Due 6/15/2023	700,000.00	875.00	700,875.00
06/15/2023	Paydown	58769KAD6	170,000.00	Mercedes-Benz Auto Lease Trust 2021-B A3 0.4% Due 11/15/2024	13,075.72	34.88	13,110.60
06/15/2023	Paydown	89232HAC9	70,373.36	Toyota Auto Receivable Own 2020-A A3 1.66% Due 5/15/2024	4,033.94	52.18	4,086.12
06/15/2023	Paydown	44935FAD6	80,000.00	Hyundai Auto Receivables Trust 2021-C A3 0.74% Due 5/15/2026	3,993.67	49.33	4,043.00
06/15/2023	Paydown	47787JAC2	140,000.00	John Deere Owner Trust 2022-A A3 2.32% Due 9/16/2026	0.00	270.67	270.67
06/15/2023	Paydown	47800AAC4	150,000.00	John Deere Owner Trust 2022-B A3 3.74% Due 2/16/2027	0.00	467.50	467.50
06/15/2023	Paydown	65479JAD5	50,928.15	Nissan Auto Receivables Owner 2019-C A3 1.93% Due 7/15/2024	2,408.64	55.03	2,463.67
06/15/2023	Paydown	89238JAC9	105,000.00	Toyota Auto Receivables Trust 2021-D A3 0.71% Due 4/15/2026	4,745.95	59.32	4,805.27
06/15/2023	Paydown	02582JIT8	310,000.00	American Express Credit Trust 2022-2 A 3.39% Due 5/17/2027	0.00	875.75	875.75
06/15/2023	Paydown	43815BAC4	185,000.00	Honda Auto Receivables Trust 2022-1 A3 1.88% Due 5/15/2026	0.00	289.83	289.83
06/15/2023	Paydown	47787NAC3	28,009.23	John Deere Owner Trust 2020-B A3 0.51% Due 11/15/2024	1,867.28	6.36	1,873.64
06/15/2023	Paydown	47789KAC7	41,115.94	John Deere Owner Trust 2020-A A3 1.1% Due 8/15/2024	1,850.75	25.94	1,876.69
06/15/2023	Paydown	47789QAC4	145,000.00	John Deere Owner Trust 2021-B A3 0.52% Due 3/16/2026	6,298.57	60.10	6,358.67
06/15/2023	Paydown	89236XAC0	43,400.83	Toyota Auto Receivables 2020-D A3 0.35% Due 1/15/2025	1,644.42	9.26	1,653.68
06/15/2023	Paydown	89237VAB5	53,065.36	Toyota Auto Receivables Trust 2020-C A3 0.44% Due 10/15/2024	2,207.40	13.80	2,221.20
06/15/2023	Paydown	89240BAC2	130,299.92	Toyota Auto Receivables Owners 2021-A A3 0.26% Due 5/15/2025	7,662.20	16.63	7,678.83
06/15/2023	Paydown	47788UAC6	85,000.00	John Deere Owner Trust 2021-A A3 0.36% Due 9/15/2025	3,536.49	18.08	3,554.57

## Cash Flow Report

As of October 31, 2022



Payment Date	Transaction Type	CUSIP	Quantity	Security Description	Principal Amount	Income	Total Amount
06/16/2023	Paydown	36265WAD5	100,000.00	GM Financial Securitized Auto 2022-3 A3 3.64% Due 4/16/2027	0.00	303.33	303.33
06/16/2023	Paydown	362554AC1	85,000.00	GM Financial Securitized Term 2021-4 A3 0.68% Due 9/16/2026	0.00	48.17	48.17
06/16/2023	Paydown	380146AC4	75,000.00	GM Financial Auto Receivables 2022-1 A3 1.26% Due 11/16/2026	0.00	78.75	78.75
06/18/2023	Interest	89236TJH9	260,000.00	Toyota Motor Credit Corp Note 0.5% Due 6/18/2024	0.00	650.00	650.00
06/18/2023	Paydown	43813KAC6	114,760.97	Honda Auto Receivables Trust 2020-3 A3 0.37% Due 10/18/2024	8,830.48	16.35	8,846.83
06/18/2023	Paydown	43815PAC3	115,000.00	Honda Auto Receivables 2022-2 A3 3.73% Due 7/20/2026	0.00	357.46	357.46
06/19/2023	Maturity	3137EAEN5	300,000.00	FHLMC Note 2.75% Due 6/19/2023	300,000.00	4,125.00	304,125.00
06/20/2023	Paydown	36266FAC3	180,000.00	GM Financial Auto Lease Trust 2022-2 A3 3.42% Due 6/20/2025	0.00	513.00	513.00
06/21/2023	Paydown	43813GAC5	72,918.72	Honda Auto Receivables Trust 2021-1 A3 0.27% Due 4/21/2025	4,288.30	9.66	4,297.96
06/21/2023	Paydown	43813RAC1	28,656.85	Honda Auto Receivables 2020-1 A3 1.61% Due 4/22/2024	1,504.17	24.40	1,528.57
06/21/2023	Paydown	43815GAC3	115,000.00	Honda Auto Receivables Trust 2021-4 A3 0.88% Due 1/21/2026	5,215.69	80.51	5,296.20
06/25/2023	Paydown	05601XAC3	110,000.00	BMW Vehicle Lease Trust 2022-1 A3 1.1% Due 3/25/2025	9,959.06	91.71	10,050.77
06/25/2023	Paydown	09690AAC7	105,000.00	BMW Vehicle Lease Trust 2021-2 A3 0.33% Due 12/26/2024	8,748.94	16.85	8,765.79
<b>JUN 2023</b>					<b>1,091,871.67</b>	<b>22,118.60</b>	<b>1,113,990.27</b>
07/06/2023	Interest	3133ENKS8	260,000.00	FFCB Note 1.125% Due 1/6/2025	0.00	1,462.50	1,462.50
07/10/2023	Interest	24422EUR8	200,000.00	John Deere Capital Corp Note 3.45% Due 1/10/2024	0.00	3,450.00	3,450.00
07/10/2023	Maturity	3135G05G4	430,000.00	FNMA Note 0.25% Due 7/10/2023	430,000.00	537.50	430,537.50

## Cash Flow Report

As of October 31, 2022



Payment Date	Transaction Type	CUSIP	Quantity	Security Description	Principal Amount	Income	Total Amount
07/15/2023	Interest	91282CBE0	850,000.00	US Treasury Note 0.125% Due 1/15/2024	0.00	531.26	531.26
07/15/2023	Interest	79466LAG9	70,000.00	Salesforce.com Inc Callable Note Cont 7/15/2022 0.625% Due 7/15/2024	0.00	218.75	218.75
07/15/2023	Paydown	89236XAC0	43,400.83	Toyota Auto Receivables 2020-D A3 0.35% Due 1/15/2025	1,638.71	8.78	1,647.49
07/15/2023	Paydown	89237VAB5	53,065.36	Toyota Auto Receivables Trust 2020-C A3 0.44% Due 10/15/2024	2,208.21	12.99	2,221.20
07/15/2023	Paydown	47789KAC7	41,115.94	John Deere Owner Trust 2020-A A3 1.1% Due 8/15/2024	1,855.83	24.25	1,880.08
07/15/2023	Paydown	44935FAD6	80,000.00	Hyundai Auto Receivables Trust 2021-C A3 0.74% Due 5/15/2026	3,994.34	46.87	4,041.21
07/15/2023	Paydown	47787JAC2	140,000.00	John Deere Owner Trust 2022-A A3 2.32% Due 9/16/2026	0.00	270.67	270.67
07/15/2023	Paydown	43815BAC4	185,000.00	Honda Auto Receivables Trust 2022-1 A3 1.88% Due 5/15/2026	0.00	289.83	289.83
07/15/2023	Paydown	47800AAC4	150,000.00	John Deere Owner Trust 2022-B A3 3.74% Due 2/16/2027	0.00	467.50	467.50
07/15/2023	Paydown	58769KAD6	170,000.00	Mercedes-Benz Auto Lease Trust 2021-B A3 0.4% Due 11/15/2024	13,076.92	30.52	13,107.44
07/15/2023	Paydown	89232HAC9	70,373.36	Toyota Auto Receivable Own 2020-A A3 1.66% Due 5/15/2024	3,874.28	46.60	3,920.88
07/15/2023	Paydown	89238JAC9	105,000.00	Toyota Auto Receivables Trust 2021-D A3 0.71% Due 4/15/2026	4,748.76	56.51	4,805.27
07/15/2023	Paydown	02582JIT8	310,000.00	American Express Credit Trust 2022-2 A 3.39% Due 5/17/2027	0.00	875.75	875.75
07/15/2023	Paydown	47787NAC3	28,009.23	John Deere Owner Trust 2020-B A3 0.51% Due 11/15/2024	1,868.01	5.56	1,873.57
07/15/2023	Paydown	47788UAC6	85,000.00	John Deere Owner Trust 2021-A A3 0.36% Due 9/15/2025	3,537.63	17.02	3,554.65
07/15/2023	Paydown	47789QAC4	145,000.00	John Deere Owner Trust 2021-B A3 0.52% Due 3/16/2026	6,299.15	57.37	6,356.52
07/15/2023	Paydown	65479JAD5	50,928.15	Nissan Auto Receivables Owner 2019-C A3 1.93% Due 7/15/2024	2,414.05	51.16	2,465.21

## Cash Flow Report

As of October 31, 2022



Payment Date	Transaction Type	CUSIP	Quantity	Security Description	Principal Amount	Income	Total Amount
07/15/2023	Paydown	89240BAC2	130,299.92	Toyota Auto Receivables Owners 2021-A A3 0.26% Due 5/15/2025	7,664.69	14.97	7,679.66
07/16/2023	Paydown	362554AC1	85,000.00	GM Financial Securitized Term 2021-4 A3 0.68% Due 9/16/2026	4,038.18	48.17	4,086.35
07/16/2023	Paydown	380146AC4	75,000.00	GM Financial Auto Receivables 2022-1 A3 1.26% Due 11/16/2026	0.00	78.75	78.75
07/16/2023	Paydown	36265WAD5	100,000.00	GM Financial Securitized Auto 2022-3 A3 3.64% Due 4/16/2027	0.00	303.33	303.33
07/17/2023	Interest	61747YET8	190,000.00	Morgan Stanley Callable Note Cont 7/17/2025 4.679% Due 7/17/2026	0.00	4,445.05	4,445.05
07/17/2023	Interest	24422EVN6	210,000.00	John Deere Capital Corp Note 0.45% Due 1/17/2024	0.00	472.50	472.50
07/18/2023	Paydown	43813KAC6	114,760.97	Honda Auto Receivables Trust 2020-3 A3 0.37% Due 10/18/2024	8,833.20	13.63	8,846.83
07/18/2023	Paydown	43815PAC3	115,000.00	Honda Auto Receivables 2022-2 A3 3.73% Due 7/20/2026	0.00	357.46	357.46
07/20/2023	Paydown	36266FAC3	180,000.00	GM Financial Auto Lease Trust 2022-2 A3 3.42% Due 6/20/2025	0.00	513.00	513.00
07/21/2023	Paydown	43813GAC5	72,918.72	Honda Auto Receivables Trust 2021-1 A3 0.27% Due 4/21/2025	4,289.34	8.69	4,298.03
07/21/2023	Paydown	43815GAC3	115,000.00	Honda Auto Receivables Trust 2021-4 A3 0.88% Due 1/21/2026	5,216.92	76.68	5,293.60
07/21/2023	Paydown	43813RAC1	28,656.85	Honda Auto Receivables 2020-1 A3 1.61% Due 4/22/2024	1,506.19	22.38	1,528.57
07/25/2023	Paydown	05601XAC3	110,000.00	BMW Vehicle Lease Trust 2022-1 A3 1.1% Due 3/25/2025	9,969.27	82.58	10,051.85
07/25/2023	Paydown	09690AAC7	105,000.00	BMW Vehicle Lease Trust 2021-2 A3 0.33% Due 12/26/2024	8,751.05	14.45	8,765.50
07/30/2023	Interest	91159HHX1	100,000.00	US Bancorp Callable Note Cont 6/28/2024 2.4% Due 7/30/2024	0.00	1,200.00	1,200.00
07/31/2023	Interest	912828Y87	800,000.00	US Treasury Note 1.75% Due 7/31/2024	0.00	7,000.00	7,000.00
07/31/2023	Maturity	912828Y61	800,000.00	US Treasury Note 2.75% Due 7/31/2023	800,000.00	11,000.00	811,000.00

## Cash Flow Report

As of October 31, 2022



Payment Date	Transaction Type	CUSIP	Quantity	Security Description	Principal Amount	Income	Total Amount
<b>JUL 2023</b>					<b>1,325,784.73</b>	<b>34,113.03</b>	<b>1,359,897.76</b>
08/06/2023	Interest	857477BR3	115,000.00	State Street Bank Callable Note Cont 2/6/2025 1.746% Due 2/6/2026	0.00	1,003.95	1,003.95
08/09/2023	Interest	69371RR40	170,000.00	Paccar Financial Corp Note 0.5% Due 8/9/2024	0.00	425.00	425.00
08/12/2023	Interest	3137EAEPO	500,000.00	FHLMC Note 1.5% Due 2/12/2025	0.00	3,750.00	3,750.00
08/15/2023	Paydown	89232HAC9	70,373.36	Toyota Auto Receivable Own 2020-A A3 1.66% Due 5/15/2024	3,713.95	41.24	3,755.19
08/15/2023	Paydown	89236XAC0	43,400.83	Toyota Auto Receivables 2020-D A3 0.35% Due 1/15/2025	1,632.95	8.30	1,641.25
08/15/2023	Paydown	47788UAC6	85,000.00	John Deere Owner Trust 2021-A A3 0.36% Due 9/15/2025	3,538.78	15.96	3,554.74
08/15/2023	Paydown	43815BAC4	185,000.00	Honda Auto Receivables Trust 2022-1 A3 1.88% Due 5/15/2026	0.00	289.83	289.83
08/15/2023	Paydown	47800AAC4	150,000.00	John Deere Owner Trust 2022-B A3 3.74% Due 2/16/2027	0.00	467.50	467.50
08/15/2023	Paydown	58769KAD6	170,000.00	Mercedes-Benz Auto Lease Trust 2021-B A3 0.4% Due 11/15/2024	13,078.12	26.16	13,104.28
08/15/2023	Paydown	89238JAC9	105,000.00	Toyota Auto Receivables Trust 2021-D A3 0.71% Due 4/15/2026	4,751.57	53.70	4,805.27
08/15/2023	Paydown	02582JIT8	310,000.00	American Express Credit Trust 2022-2 A 3.39% Due 5/17/2027	0.00	875.75	875.75
08/15/2023	Paydown	44935FAD6	80,000.00	Hyundai Auto Receivables Trust 2021-C A3 0.74% Due 5/15/2026	3,995.00	44.41	4,039.41
08/15/2023	Paydown	47787JAC2	140,000.00	John Deere Owner Trust 2022-A A3 2.32% Due 9/16/2026	0.00	270.67	270.67
08/15/2023	Paydown	47787NAC3	28,009.23	John Deere Owner Trust 2020-B A3 0.51% Due 11/15/2024	1,868.74	4.77	1,873.51
08/15/2023	Paydown	47789KAC7	41,115.94	John Deere Owner Trust 2020-A A3 1.1% Due 8/15/2024	1,860.94	22.55	1,883.49
08/15/2023	Paydown	47789QAC4	145,000.00	John Deere Owner Trust 2021-B A3 0.52% Due 3/16/2026	6,299.72	54.65	6,354.37

## Cash Flow Report

As of October 31, 2022



Payment Date	Transaction Type	CUSIP	Quantity	Security Description	Principal Amount	Income	Total Amount
08/15/2023	Paydown	65479JAD5	50,928.15	Nissan Auto Receivables Owner 2019-C A3 1.93% Due 7/15/2024	2,419.48	47.28	2,466.76
08/15/2023	Paydown	89237VAB5	53,065.36	Toyota Auto Receivables Trust 2020-C A3 0.44% Due 10/15/2024	2,209.02	12.18	2,221.20
08/15/2023	Paydown	89240BAC2	130,299.92	Toyota Auto Receivables Owners 2021-A A3 0.26% Due 5/15/2025	7,667.19	13.30	7,680.49
08/16/2023	Paydown	380146AC4	75,000.00	GM Financial Auto Receivables 2022-1 A3 1.26% Due 11/16/2026	0.00	78.75	78.75
08/16/2023	Paydown	362554AC1	85,000.00	GM Financial Securitized Term 2021-4 A3 0.68% Due 9/16/2026	4,039.12	45.88	4,085.00
08/16/2023	Paydown	36265WAD5	100,000.00	GM Financial Securitized Auto 2022-3 A3 3.64% Due 4/16/2027	0.00	303.33	303.33
08/18/2023	Paydown	43815PAC3	115,000.00	Honda Auto Receivables 2022-2 A3 3.73% Due 7/20/2026	0.00	357.46	357.46
08/18/2023	Paydown	43813KAC6	114,760.97	Honda Auto Receivables Trust 2020-3 A3 0.37% Due 10/18/2024	8,835.93	10.90	8,846.83
08/20/2023	Paydown	36266FAC3	180,000.00	GM Financial Auto Lease Trust 2022-2 A3 3.42% Due 6/20/2025	0.00	513.00	513.00
08/21/2023	Paydown	43815GAC3	115,000.00	Honda Auto Receivables Trust 2021-4 A3 0.88% Due 1/21/2026	5,218.13	72.86	5,290.99
08/21/2023	Paydown	43813GAC5	72,918.72	Honda Auto Receivables Trust 2021-1 A3 0.27% Due 4/21/2025	4,290.37	7.73	4,298.10
08/21/2023	Paydown	43813RAC1	28,656.85	Honda Auto Receivables 2020-1 A3 1.61% Due 4/22/2024	1,508.21	20.36	1,528.57
08/24/2023	Maturity	3137EAEV7	525,000.00	FHLMC Note 0.25% Due 8/24/2023	525,000.00	656.25	525,656.25
08/25/2023	Paydown	05601XAC3	110,000.00	BMW Vehicle Lease Trust 2022-1 A3 1.1% Due 3/25/2025	9,979.48	73.45	10,052.93
08/25/2023	Paydown	09690AAC7	105,000.00	BMW Vehicle Lease Trust 2021-2 A3 0.33% Due 12/26/2024	8,753.17	12.04	8,765.21
08/31/2023	Interest	9128284Z0	800,000.00	US Treasury Note 2.75% Due 8/31/2025	0.00	11,000.00	11,000.00
08/31/2023	Interest	91282CFH9	495,000.00	US Treasury Note 3.125% Due 8/31/2027	0.00	7,734.38	7,734.38

## Cash Flow Report

As of October 31, 2022



Payment Date	Transaction Type	CUSIP	Quantity	Security Description	Principal Amount	Income	Total Amount
<b>AUG 2023</b>					<b>620,659.87</b>	<b>28,313.59</b>	<b>648,973.46</b>
09/07/2023	Interest	24422EWB1	140,000.00	John Deere Capital Corp Note 2.125% Due 3/7/2025	0.00	1,487.50	1,487.50
09/08/2023	Maturity	313383YJ4	225,000.00	FHLB Note 3.375% Due 9/8/2023	225,000.00	3,796.88	228,796.88
09/09/2023	Interest	931142EW9	90,000.00	Wal-Mart Stores Note 3.9% Due 9/9/2025	0.00	1,755.00	1,755.00
09/13/2023	Interest	3130A2UW4	250,000.00	FHLB Note 2.875% Due 9/13/2024	0.00	3,593.75	3,593.75
09/15/2023	Interest	437076CR1	120,000.00	Home Depot Callable Note Cont 8/15/2025 4% Due 9/15/2025	0.00	2,400.00	2,400.00
09/15/2023	Maturity	91282CAK7	800,000.00	US Treasury Note 0.125% Due 9/15/2023	800,000.00	500.00	800,500.00
09/15/2023	Paydown	02582JIT8	310,000.00	American Express Credit Trust 2022-2 A 3.39% Due 5/17/2027	0.00	875.75	875.75
09/15/2023	Paydown	43815BAC4	185,000.00	Honda Auto Receivables Trust 2022-1 A3 1.88% Due 5/15/2026	0.00	289.83	289.83
09/15/2023	Paydown	47787NAC3	28,009.23	John Deere Owner Trust 2020-B A3 0.51% Due 11/15/2024	1,869.47	3.98	1,873.45
09/15/2023	Paydown	47788UAC6	85,000.00	John Deere Owner Trust 2021-A A3 0.36% Due 9/15/2025	3,539.93	14.90	3,554.83
09/15/2023	Paydown	47789QAC4	145,000.00	John Deere Owner Trust 2021-B A3 0.52% Due 3/16/2026	6,300.30	51.92	6,352.22
09/15/2023	Paydown	58769KAD6	170,000.00	Mercedes-Benz Auto Lease Trust 2021-B A3 0.4% Due 11/15/2024	13,079.32	21.80	13,101.12
09/15/2023	Paydown	89240BAC2	130,299.92	Toyota Auto Receivables Owners 2021-A A3 0.26% Due 5/15/2025	7,669.68	11.64	7,681.32
09/15/2023	Paydown	44935FAD6	80,000.00	Hyundai Auto Receivables Trust 2021-C A3 0.74% Due 5/15/2026	3,995.67	41.94	4,037.61
09/15/2023	Paydown	47787JAC2	140,000.00	John Deere Owner Trust 2022-A A3 2.32% Due 9/16/2026	0.00	270.67	270.67
09/15/2023	Paydown	47789KAC7	41,115.94	John Deere Owner Trust 2020-A A3 1.1% Due 8/15/2024	1,866.06	20.84	1,886.90

## Cash Flow Report

As of October 31, 2022



Payment Date	Transaction Type	CUSIP	Quantity	Security Description	Principal Amount	Income	Total Amount
09/15/2023	Paydown	89236XAC0	43,400.83	Toyota Auto Receivables 2020-D A3 0.35% Due 1/15/2025	1,627.13	7.82	1,634.95
09/15/2023	Paydown	89237VAB5	53,065.36	Toyota Auto Receivables Trust 2020-C A3 0.44% Due 10/15/2024	2,209.83	11.37	2,221.20
09/15/2023	Paydown	89238JAC9	105,000.00	Toyota Auto Receivables Trust 2021-D A3 0.71% Due 4/15/2026	4,754.38	50.89	4,805.27
09/15/2023	Paydown	47800AAC4	150,000.00	John Deere Owner Trust 2022-B A3 3.74% Due 2/16/2027	0.00	467.50	467.50
09/15/2023	Paydown	65479JAD5	50,928.15	Nissan Auto Receivables Owner 2019-C A3 1.93% Due 7/15/2024	2,424.92	43.39	2,468.31
09/15/2023	Paydown	89232HAC9	70,373.36	Toyota Auto Receivable Own 2020-A A3 1.66% Due 5/15/2024	3,552.96	36.10	3,589.06
09/16/2023	Paydown	362554AC1	85,000.00	GM Financial Securitized Term 2021-4 A3 0.68% Due 9/16/2026	4,040.07	43.59	4,083.66
09/16/2023	Paydown	36265WAD5	100,000.00	GM Financial Securitized Auto 2022-3 A3 3.64% Due 4/16/2027	0.00	303.33	303.33
09/16/2023	Paydown	380146AC4	75,000.00	GM Financial Auto Receivables 2022-1 A3 1.26% Due 11/16/2026	3,534.96	78.75	3,613.71
09/17/2023	Interest	931142ER0	85,000.00	Wal-Mart Stores Callable Note Cont 08/17/2026 1.05% Due 9/17/2026	0.00	446.25	446.25
09/18/2023	Interest	808513BN4	515,000.00	Charles Schwab Corp Callable Note Cont 2/18/2024 0.75% Due 3/18/2024	0.00	1,931.25	1,931.25
09/18/2023	Paydown	43813KAC6	114,760.97	Honda Auto Receivables Trust 2020-3 A3 0.37% Due 10/18/2024	8,838.65	8.18	8,846.83
09/18/2023	Paydown	43815PAC3	115,000.00	Honda Auto Receivables 2022-2 A3 3.73% Due 7/20/2026	0.00	357.46	357.46
09/19/2023	Interest	459058GQ0	335,000.00	Intl. Bank Recon & Development Note 2.5% Due 3/19/2024	0.00	4,187.50	4,187.50
09/20/2023	Paydown	36266FAC3	180,000.00	GM Financial Auto Lease Trust 2022-2 A3 3.42% Due 6/20/2025	0.00	513.00	513.00
09/21/2023	Paydown	43815GAC3	115,000.00	Honda Auto Receivables Trust 2021-4 A3 0.88% Due 1/21/2026	5,219.35	69.03	5,288.38
09/21/2023	Paydown	43813RAC1	28,656.85	Honda Auto Receivables 2020-1 A3 1.61% Due 4/22/2024	1,510.24	18.33	1,528.57



## Cash Flow Report

As of October 31, 2022



Payment Date	Transaction Type	CUSIP	Quantity	Security Description	Principal Amount	Income	Total Amount
09/21/2023	Paydown	43813GAC5	72,918.72	Honda Auto Receivables Trust 2021-1 A3 0.27% Due 4/21/2025	4,291.41	6.76	4,298.17
09/23/2023	Interest	3137EAEX3	250,000.00	FHLMC Note 0.375% Due 9/23/2025	0.00	468.75	468.75
09/23/2023	Interest	4581X0DZ8	545,000.00	Inter-American Dev Bank Note 0.5% Due 9/23/2024	0.00	1,362.50	1,362.50
09/25/2023	Paydown	05601XAC3	110,000.00	BMW Vehicle Lease Trust 2022-1 A3 1.1% Due 3/25/2025	9,989.71	64.30	10,054.01
09/25/2023	Paydown	09690AAC7	105,000.00	BMW Vehicle Lease Trust 2021-2 A3 0.33% Due 12/26/2024	8,755.29	9.63	8,764.92
09/30/2023	Interest	912828ZF0	800,000.00	US Treasury Note 0.5% Due 3/31/2025	0.00	2,000.00	2,000.00
09/30/2023	Interest	91282CEF4	800,000.00	US Treasury Note 2.5% Due 3/31/2027	0.00	10,000.00	10,000.00
09/30/2023	Interest	912828YG9	900,000.00	US Treasury Note 1.625% Due 9/30/2026	0.00	7,312.50	7,312.50
09/30/2023	Interest	912828W71	800,000.00	US Treasury Note 2.125% Due 3/31/2024	0.00	8,500.00	8,500.00
<b>SEP 2023</b>					<b>1,124,069.33</b>	<b>53,434.58</b>	<b>1,177,503.91</b>
10/15/2023	Interest	91282CBV2	700,000.00	US Treasury Note 0.375% Due 4/15/2024	0.00	1,312.51	1,312.51
10/15/2023	Maturity	91282CAP6	900,000.00	US Treasury Note 0.125% Due 10/15/2023	900,000.00	562.50	900,562.50
10/15/2023	Paydown	47788UAC6	85,000.00	John Deere Owner Trust 2021-A A3 0.36% Due 9/15/2025	3,541.08	13.84	3,554.92
10/15/2023	Paydown	44935FAD6	80,000.00	Hyundai Auto Receivables Trust 2021-C A3 0.74% Due 5/15/2026	3,996.33	39.48	4,035.81
10/15/2023	Paydown	47787JAC2	140,000.00	John Deere Owner Trust 2022-A A3 2.32% Due 9/16/2026	5,747.70	270.67	6,018.37
10/15/2023	Paydown	47800AAC4	150,000.00	John Deere Owner Trust 2022-B A3 3.74% Due 2/16/2027	0.00	467.50	467.50
10/15/2023	Paydown	65479JAD5	50,928.15	Nissan Auto Receivables Owner 2019-C A3 1.93% Due 7/15/2024	2,430.38	39.49	2,469.87

## Cash Flow Report

As of October 31, 2022



Payment Date	Transaction Type	CUSIP	Quantity	Security Description	Principal Amount	Income	Total Amount
10/15/2023	Paydown	89238JAC9	105,000.00	Toyota Auto Receivables Trust 2021-D A3 0.71% Due 4/15/2026	4,757.19	48.08	4,805.27
10/15/2023	Paydown	02582JIT8	310,000.00	American Express Credit Trust 2022-2 A 3.39% Due 5/17/2027	0.00	875.75	875.75
10/15/2023	Paydown	43815BAC4	185,000.00	Honda Auto Receivables Trust 2022-1 A3 1.88% Due 5/15/2026	9,160.25	289.83	9,450.08
10/15/2023	Paydown	47787NAC3	28,009.23	John Deere Owner Trust 2020-B A3 0.51% Due 11/15/2024	1,870.21	3.18	1,873.39
10/15/2023	Paydown	47789KAC7	41,115.94	John Deere Owner Trust 2020-A A3 1.1% Due 8/15/2024	1,871.19	19.13	1,890.32
10/15/2023	Paydown	47789QAC4	145,000.00	John Deere Owner Trust 2021-B A3 0.52% Due 3/16/2026	6,300.88	49.19	6,350.07
10/15/2023	Paydown	58769KAD6	170,000.00	Mercedes-Benz Auto Lease Trust 2021-B A3 0.4% Due 11/15/2024	13,080.52	17.44	13,097.96
10/15/2023	Paydown	89237VAB5	53,065.36	Toyota Auto Receivables Trust 2020-C A3 0.44% Due 10/15/2024	2,210.64	10.56	2,221.20
10/15/2023	Paydown	89240BAC2	130,299.92	Toyota Auto Receivables Owners 2021-A A3 0.26% Due 5/15/2025	7,672.17	9.98	7,682.15
10/15/2023	Paydown	89232HAC9	70,373.36	Toyota Auto Receivable Own 2020-A A3 1.66% Due 5/15/2024	3,391.28	31.19	3,422.47
10/15/2023	Paydown	89236XAC0	43,400.83	Toyota Auto Receivables 2020-D A3 0.35% Due 1/15/2025	1,621.24	7.35	1,628.59
10/16/2023	Interest	45950KCR9	325,000.00	International Finance Corp Note 1.375% Due 10/16/2024	0.00	2,234.38	2,234.38
10/16/2023	Maturity	3137EAEY1	480,000.00	FHLMC Note 0.125% Due 10/16/2023	480,000.00	300.00	480,300.00
10/16/2023	Paydown	362554AC1	85,000.00	GM Financial Securitized Term 2021-4 A3 0.68% Due 9/16/2026	4,041.01	41.30	4,082.31
10/16/2023	Paydown	380146AC4	75,000.00	GM Financial Auto Receivables 2022-1 A3 1.26% Due 11/16/2026	3,538.58	75.04	3,613.62
10/16/2023	Paydown	36265WAD5	100,000.00	GM Financial Securitized Auto 2022-3 A3 3.64% Due 4/16/2027	0.00	303.33	303.33
10/18/2023	Paydown	43815PAC3	115,000.00	Honda Auto Receivables 2022-2 A3 3.73% Due 7/20/2026	0.00	357.46	357.46

## Cash Flow Report

As of October 31, 2022



Payment Date	Transaction Type	CUSIP	Quantity	Security Description	Principal Amount	Income	Total Amount
10/18/2023	Paydown	43813KAC6	114,760.97	Honda Auto Receivables Trust 2020-3 A3 0.37% Due 10/18/2024	8,841.38	5.45	8,846.83
10/20/2023	Paydown	36266FAC3	180,000.00	GM Financial Auto Lease Trust 2022-2 A3 3.42% Due 6/20/2025	0.00	513.00	513.00
10/21/2023	Paydown	43813GAC5	72,918.72	Honda Auto Receivables Trust 2021-1 A3 0.27% Due 4/21/2025	4,292.44	5.80	4,298.24
10/21/2023	Paydown	43813RAC1	28,656.85	Honda Auto Receivables 2020-1 A3 1.61% Due 4/22/2024	1,512.26	16.31	1,528.57
10/21/2023	Paydown	43815GAC3	115,000.00	Honda Auto Receivables Trust 2021-4 A3 0.88% Due 1/21/2026	5,220.57	65.20	5,285.77
10/25/2023	Interest	06406RBC0	310,000.00	Bank of NY Mellon Corp Callable Note Cont 3/25/2025 3.35% Due 4/25/2025	0.00	5,192.50	5,192.50
10/25/2023	Paydown	05601XAC3	110,000.00	BMW Vehicle Lease Trust 2022-1 A3 1.1% Due 3/25/2025	9,999.95	55.14	10,055.09
10/25/2023	Paydown	09690AAC7	105,000.00	BMW Vehicle Lease Trust 2021-2 A3 0.33% Due 12/26/2024	8,757.40	7.23	8,764.63
<b>OCT 2023</b>					<b>1,493,854.65</b>	<b>13,239.81</b>	<b>1,507,094.46</b>
<b>TOTAL</b>					<b>10,974,327.82</b>	<b>487,817.44</b>	<b>11,462,145.26</b>



Chandler Asset Management, Inc. ("Chandler") is an SEC registered investment adviser. For additional information about our firm, please see our current disclosures (Form ADV). To obtain a copy of our current disclosures, you may contact your client service representative by calling the number on the front of this statement or you may visit our website at [www.chandlerasset.com](http://www.chandlerasset.com).

Information contained in this monthly statement is confidential and is provided for informational purposes only and should not be construed as specific investment or legal advice. The information contained herein was obtained from sources believed to be reliable as of the date of this statement, but may become outdated or superseded at any time without notice.

**Custody:** Your qualified custodian bank maintains control of all assets reflected in this statement and we urge you to compare this statement to the one you receive from your qualified custodian. Chandler does not have any authority to withdraw or deposit funds from/to the custodian account.

**Valuation:** Prices are provided by IDC, an independent pricing source. In the event IDC does not provide a price or if the price provided is not reflective of fair market value, Chandler will obtain pricing from an alternative approved third party pricing source in accordance with our written valuation policy and procedures. Our valuation procedures are also disclosed in Item 5 of our Form ADV Part 2A.

**Performance:** Performance results are presented gross-of-advisory fees and represent the client's Total Return. The deduction of advisory fees lowers performance results. These results include the reinvestment of dividends and other earnings. Past performance may not be indicative of future results. Therefore, clients should not assume that future performance of any specific investment or investment strategy will be profitable or equal to past performance levels. All investment strategies have the potential for profit or loss. Economic factors, market conditions or changes in investment strategies, contributions or withdrawals may materially alter the performance and results of your portfolio.

Source ice Data Indices, LLC ("ICE"), used with permission. ICE PERMITS USE OF THE ICE INDICES AND RELATED DATA ON AN "AS IS" BASIS; ICE, ITS AFFILIATES AND THEIR RESPECTIVE THIRD PARTY SUPPLIERS DISCLAIM ANY AND ALL WARRANTIES AND REPRESENTATIONS, EXPRESS AND/OR IMPLIED, INCLUDING ANY WARRANTIES OF MERCHANTABILITY OR FITNESS FOR A PARTICULAR PURPOSE OR USE, INCLUDING THE INDICES, INDEX DATA AND ANY DATA INCLUDED IN, RELATED TO, OR DERIVED THEREFROM. NEITHER ICE DATA, ITS AFFILIATES OR THEIR RESPECTIVE THIRD PARTY PROVIDERS GUARANTEE THE QUALITY, ADEQUACY, ACCURACY, TIMELINESS OR COMPLETENESS OF THE INDICES OR THE INDEX DATA OR ANY COMPONENT THEREOF, AND THE INDICES AND INDEX DATA AND ALL COMPONENTS THEREOF ARE PROVIDED ON AN "AS IS" BASIS AND LICENSEE'S USE IS AT LICENSEE'S OWN RISK. ICE DATA, ITS AFFILIATES AND THEIR RESPECTIVE THIRD PARTY DO NOT SPONSOR, ENDORSE, OR RECOMMEND CHANDLER, OR ANY OF ITS PRODUCTS OR SERVICES.

Index returns assume reinvestment of all distributions. Historical performance results for investment indexes generally do not reflect the deduction of transaction and/or custodial charges or the deduction of an investment management fee, the incurrence of which would have the effect of decreasing historical performance results. It is not possible to invest directly in an index.

**Ratings:** Ratings information have been provided by Moody's, S&P and Fitch through data feeds we believe to be reliable as of the date of this statement, however we cannot guarantee its accuracy.

Security level ratings for U.S. Agency issued mortgage-backed securities ("MBS") reflect the issuer rating because the securities themselves are not rated. The issuing U.S. Agency guarantees the full and timely payment of both principal and interest and carries a AA+/Aaa/AAA by S&P, Moody's and Fitch respectively.



Benchmark Index	Disclosure
ICE BofA 1-3 Yr US Treasury & Agency Index*	<p>The ICE BofA 1-3 Year US Treasury &amp; Agency Index tracks the performance of US dollar denominated US Treasury and nonsubordinated US agency debt issued in the US domestic market. Qualifying securities must have an investment grade rating (based on an average of Moody's, S&amp;P and Fitch). Qualifying securities must have at least one year remaining term to final maturity and less than three years remaining term to final maturity, at least 18 months to maturity at time of issuance, a fixed coupon schedule, and a minimum amount outstanding of \$1 billion for sovereigns and \$250 million for agencies.</p> <p>The ICE BofA Blended 0-3 Year US Treasury Index is a static, internally maintained benchmark comprised of US dollar denominated sovereign debt publicly issued by the US government in its domestic market. Effective 1/1/2001, it consists of the following indices: (30%) ICE BofA US 3-Month Treasury Bill Index, (30%) ICE BofA US 6-Month Treasury Bill Index, (40%) ICE BofA 1-3 Year US Treasury Index. Qualifying securities will include 3 and 6-month Treasury Bills and US Treasury securities that must have at least one year remaining term to final maturity and less than three years remaining term to final maturity, a fixed coupon schedule, and a minimum amount outstanding of \$1 billion. Qualifying securities must have at least 18 months to final maturity at the time of issuance. *Prior to 1/1/2001 it consisted of (100%) ICE BofA US 1-Year Treasury Bill Index, GOO3.</p>
ICE BofA 1-3 Yr AAA-A US Corp & Govt Index	<p>The ICE BofA 1-3 AAA-A Year US Corporate &amp; Government Index tracks the performance of US dollar denominated investment grade debt publicly issued in the US domestic market, including US Treasury, US agency, foreign government, supranational, and corporate securities. Qualifying securities must be rated AAA through A3 (based on an average of Moody's, S&amp;P and Fitch). In addition, qualifying securities must have at least one year remaining term to final maturity and less than three years remaining term to final maturity, at least 18 months to final maturity at point of issuance, a fixed coupon schedule, and a minimum amount outstanding of \$1 billion for US Treasuries and \$250 million for all other securities.</p>