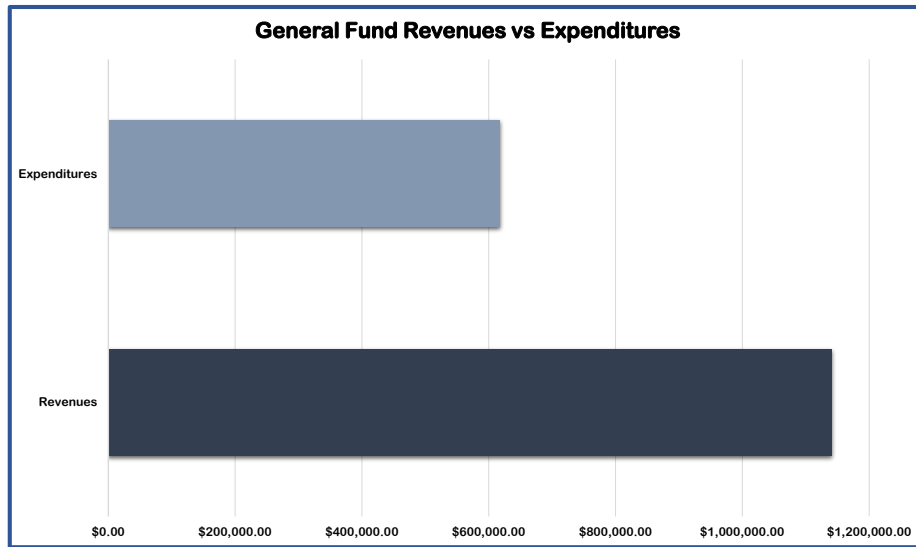




**General Fund
Budget vs Actual Statement
Ending on September 30, 2024**

	<u>Budget</u>	<u>Actual</u>
REVENUES		
Powell Bill	\$ 195,360.00	\$ 105,470.27
Ad Valorem/ Vehicle Tax	\$ 1,066,100.00	\$ 617,012.69
Sales and Use Tax	\$ 1,675,084.00	\$ 248,057.97
Solid Waste	\$ 490,000.00	\$ 123,960.12
Other Taxes	\$ 288,200.00	\$ -
Investment Earnings	\$ 52,500.00	\$ 17,477.71
Other Revenues	\$ 874,771.00	\$ 28,601.00
	<u>\$ 4,642,015.00</u>	<u>\$ 1,140,679.76</u>
EXPENDITURES		
Governing Board	\$ 67,900.00	\$ 20,668.84
Administration	\$ 471,656.00	\$ 112,449.19
Finance	\$ 319,543.00	\$ 70,556.35
Planning/Zoning	\$ 427,774.00	\$ 117,078.71
Public Buildings	\$ 285,415.00	\$ 20,095.16
Animal Control	\$ 31,000.00	\$ 7,588.83
Public Safety	\$ 827,840.00	\$ 10,120.00
Powell Bill	\$ 120,400.00	\$ 22,471.15
Street	\$ 192,200.00	\$ 45,271.43
Stormwater	\$ 401,562.00	\$ 58,616.78
Sanitation	\$ 582,700.00	\$ 94,312.31
Economic Development	\$ 26,200.00	\$ 6,600.00
General Fund Transfers-Sale Tax W/S	\$ 821,775.00	\$ -
General Fund Transfers-City Hall Reserve		\$ -
Special Appropriation/Allocations	\$ 66,050.00	\$ 25,550.00
	<u>\$ 4,642,015.00</u>	<u>\$ 617,014.50</u>
		<u>\$ 523,565.26</u>



Note: The City of Trinity has collected about 25% of it's projected budgeted revenues. However, the City operational departments have expensed about 13% of our total projected annual budgets. Currently, the City of Trinity has an estimated surplus of \$523,565.26

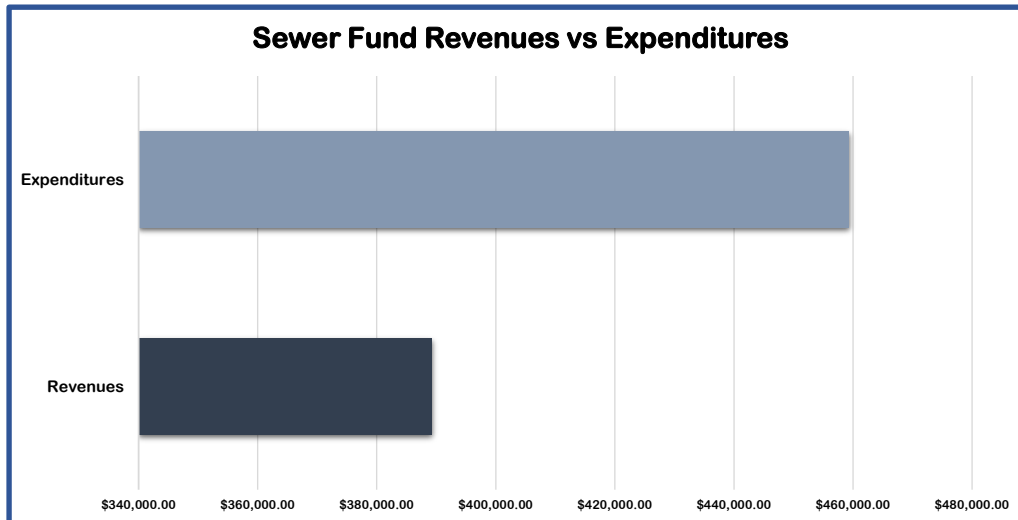


TRINITY


NORTH CAROLINA

Sewer Fund Budget vs Actual Statement Ending on September 30, 2024

		<u>Budget</u>	<u>Actual</u>
REVENUES			
	Sewer Billing	\$ 1,880,280.00	\$ 387,812.50
	Sewer Tap Fees	\$ 37,500.00	\$ (5,550.00)
	Investment Earnings	\$ 21,600.00	\$ 6,759.68
	Transfer In- Sewer Capacity	\$ 75,000.00	\$ -
	Transfer In- General Fund	\$ 88,760.00	\$ -
	G.O. Bonds Debt Service Transfer In	\$ 733,015.00	\$ -
	Other Revenues	\$ 156,196.00	\$ 210.00
		<u>\$ 2,992,351.00</u>	<u>\$ 389,232.18</u>
EXPENDITURES			
	Sewer	\$ 2,992,351.00	\$ 459,235.51
		<u>\$ 2,992,351.00</u>	<u>\$ 459,235.51</u>
	Surplus / (Deficit)		<u>\$ (70,003.33)</u>



Note: The City of Trinity has collected about 13% of it's projected budgeted revenues. However, the City operational departments have only expensed about 15% of their total projected annual budgets. Currently, the City of Trinity has an estimated deficit of \$70,003.33 within the Sewer Fund. However, the City has not utilized the revenues from our Transfers In. Also, the City of Trinity had to issue a refund for sewer tap fees paid last fiscal year in the sum of \$6,300.

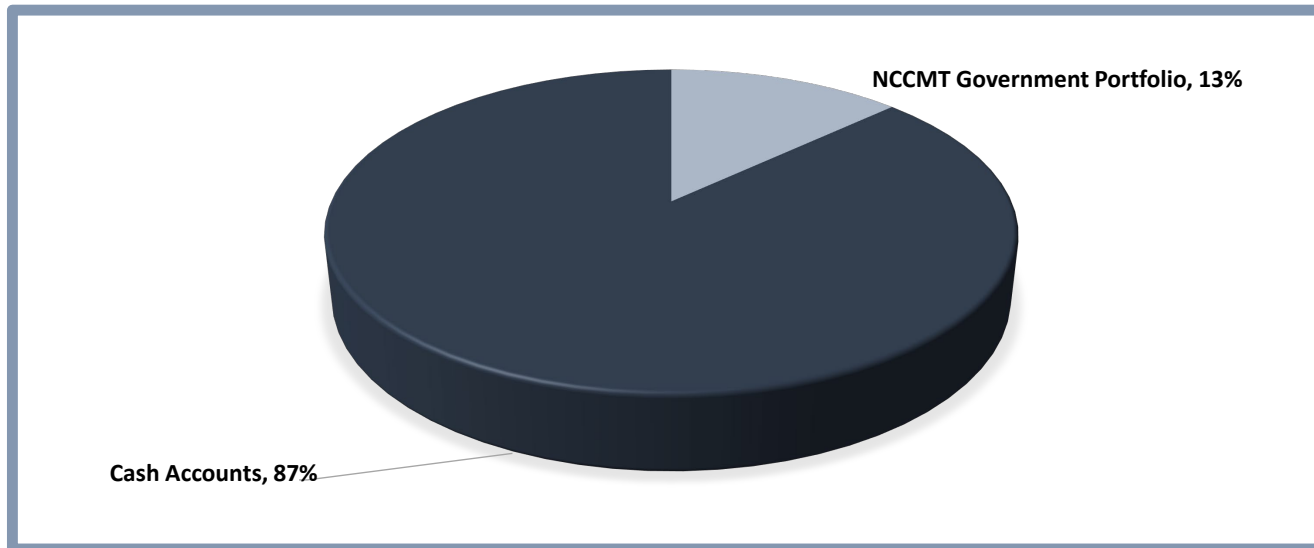


TRINITY

NORTH CAROLINA

Portfolio Reporting
Summary By Type
Monday, September 30, 2024

<u>Security Type</u>	<u>Number of Accounts</u>	<u>Par Value</u>	<u>Market Value</u>	<u>Percentage of Portfolio</u>	<u>Average YTM</u>	<u>Average Days to Maturity</u>
NCCMT Government Portfolio	2	\$ 1,818,450.04	\$ 1,818,450.04	13%	5.25%	1
Cash Accounts	11	\$ 12,092,429.66	\$ 12,092,429.66	87%	0.05%	1

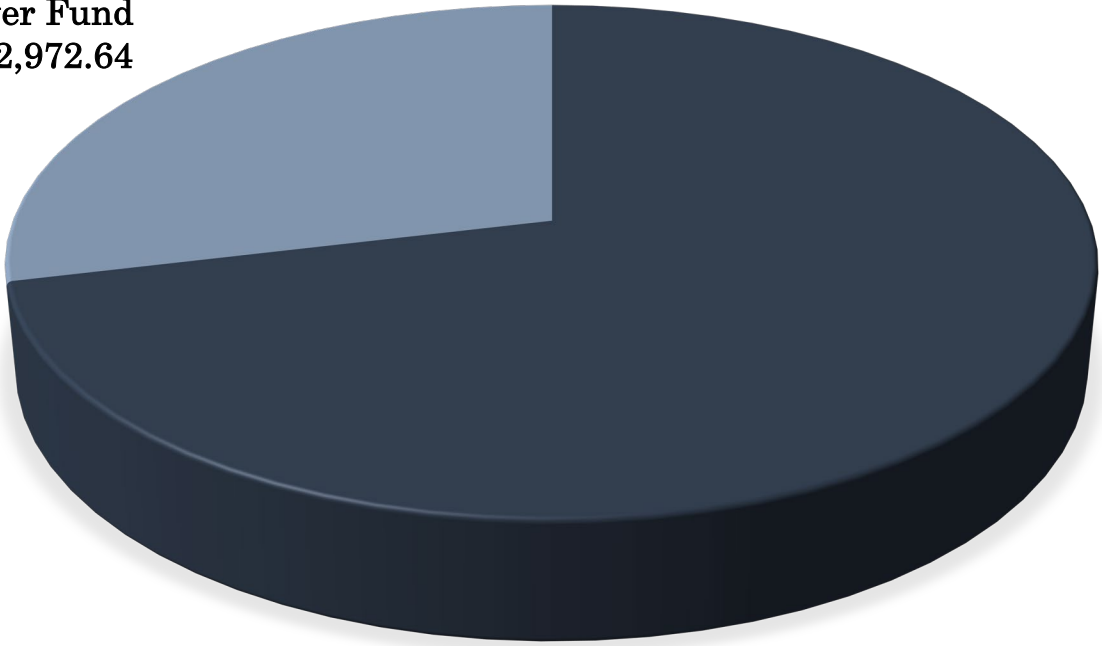


NCCMT Investment Portfolio Market Value

as of

September 30, 2024

Sewer Fund
\$522,972.64



General Fund
\$1,295,477.40

Sewer Fund	
Principal Balance	\$ 520,802.84
Investment Earnings	\$ 2,169.80
Grand Total	<u>\$ 522,972.64</u>

General Fund	
Principal Balance	\$ 1,290,102.50
Investment Earnings	\$ 5,374.90
Grand Total	<u>\$ 1,295,477.40</u>

