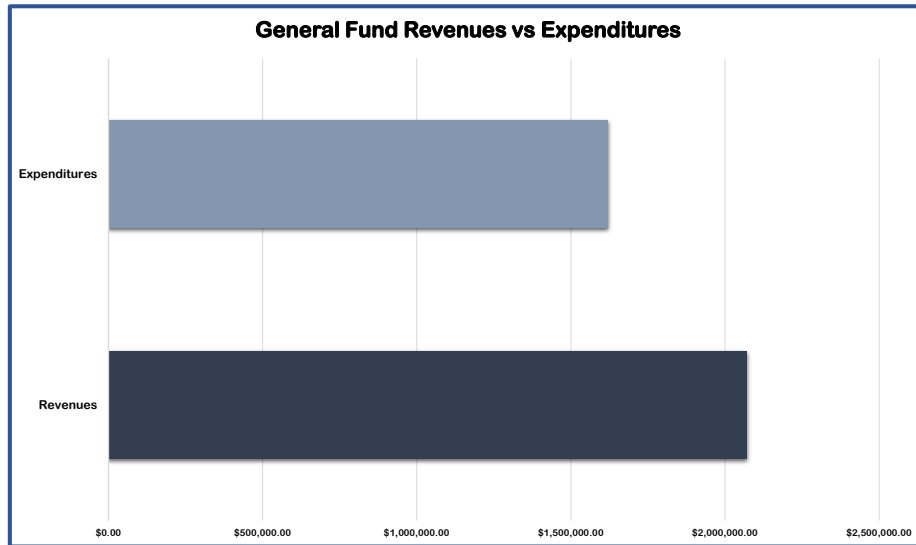




**General Fund  
Budget vs Actual Statement  
Ending on January 31, 2025**

	<u>Budget</u>	<u>Actual</u>
<b>REVENUES</b>		
Powell Bill	\$ 195,360.00	\$ 210,992.39
Ad Valorem/ Vehicle Tax	\$ 1,066,100.00	\$ 762,149.32
Sales and Use Tax	\$ 1,675,084.00	\$ 714,659.24
Solid Waste	\$ 490,000.00	\$ 301,316.53
Other Taxes	\$ 288,200.00	\$ -
Investment Earnings	\$ 52,500.00	\$ 100,495.85
Other Revenues	\$ 874,771.00	\$ (17,739.12)
	<b>\$ 4,642,015.00</b>	<b>\$ 2,071,874.21</b>
<b>EXPENDITURES</b>		
Governing Board	\$ 67,900.00	\$ 34,619.82
Administration	\$ 471,656.00	\$ 246,241.05
Finance	\$ 319,543.00	\$ 182,492.94
Planning/Zoning	\$ 427,774.00	\$ 242,792.28
Public Buildings	\$ 285,415.00	\$ 23,466.77
Animal Control	\$ 31,000.00	\$ 22,805.86
Public Safety	\$ 827,840.00	\$ 291,858.47
Powell Bill	\$ 120,400.00	\$ 24,530.02
Street	\$ 192,200.00	\$ 111,457.27
Stormwater	\$ 401,562.00	\$ 126,334.09
Sanitation	\$ 582,700.00	\$ 261,518.78
Economic Development	\$ 26,200.00	\$ 13,175.00
General Fund Transfers-Sale Tax W/S	\$ 821,775.00	\$ -
General Fund Transfers-City Hall Reserve		\$ -
Special Appropriation/Allocations	\$ 66,050.00	\$ 33,050.00
	<b>\$ 4,642,015.00</b>	<b>\$ 1,619,978.10</b>
		<b>\$ 451,896.11</b>



*Note: The City of Trinity has collected about 45% of it's projected budgeted revenues. However, the City operational departments have expensed about 35% of our total projected annual budgets. Currently, the City of Trinity has an estimated surplus of \$451,896.11*

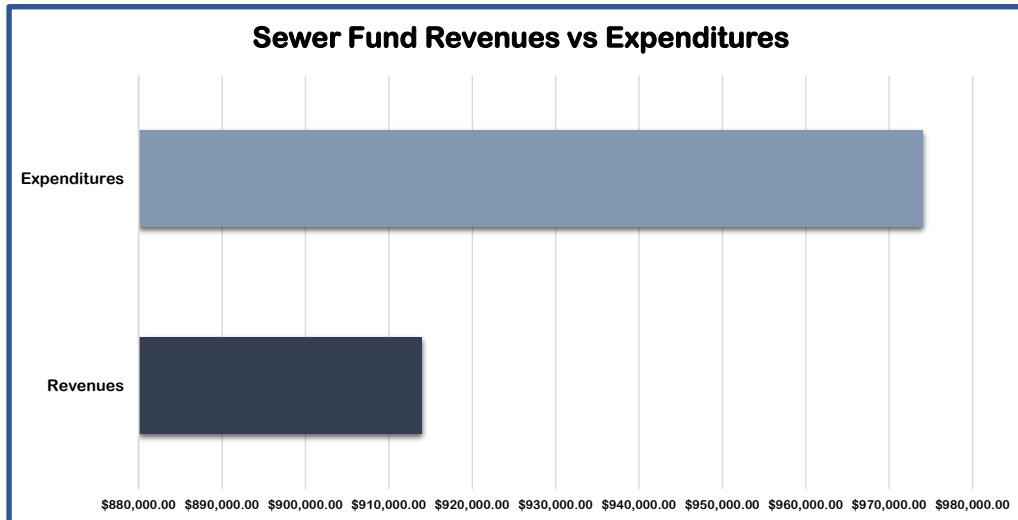


# TRINITY

## NORTH CAROLINA

### Sewer Fund Budget vs Actual Statement Ending on January 31, 2025

	<u>Budget</u>	<u>Actual</u>
<b>REVENUES</b>		
Sewer Billing	\$ 1,880,280.00	\$ 910,234.58
Sewer Tap Fees	\$ 37,500.00	\$ 350.00
Investment Earnings	\$ 21,600.00	\$ 14,786.04
Transfer In- Sewer Capacity	\$ 75,000.00	\$ -
Transfer In- General Fund	\$ 88,760.00	\$ -
G.O. Bonds Debt Service Transfer In	\$ 733,015.00	\$ -
Other Revenues	\$ 156,196.00	\$ (11,459.47)
	<b><u>\$ 2,992,351.00</u></b>	<b><u>\$ 913,911.15</u></b>
<b>EXPENDITURES</b>		
Sewer	\$ 2,992,351.00	\$ 974,063.58
	<b><u>\$ 2,992,351.00</u></b>	<b><u>\$ 974,063.58</u></b>
Surplus / (Deficit)		<b><u>\$ (60,152.43)</u></b>



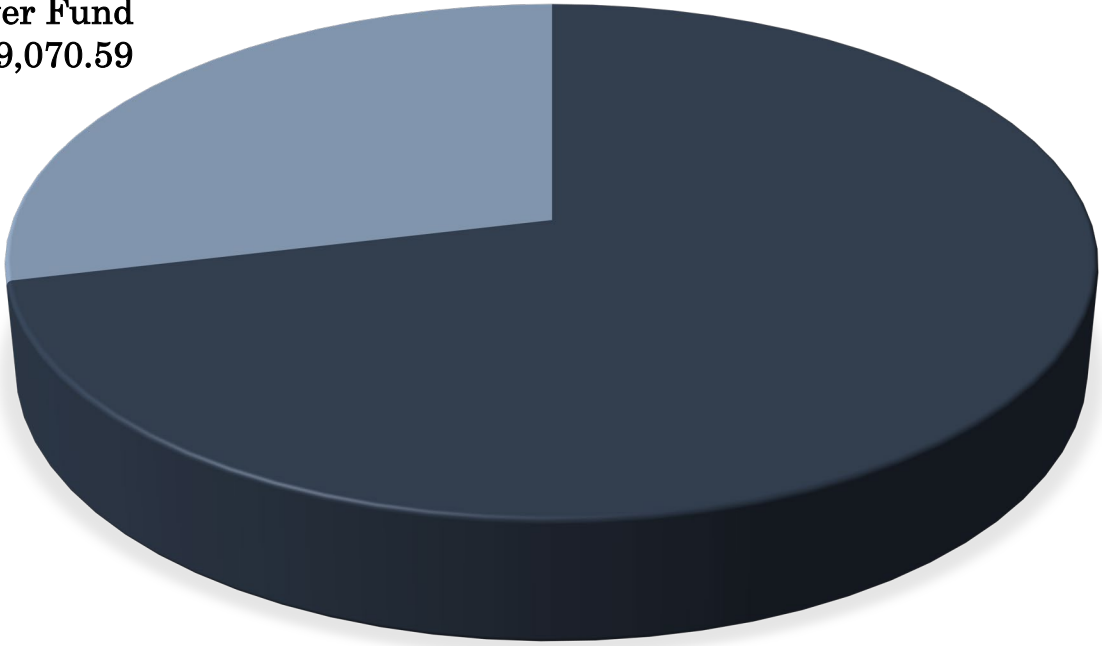
*Note: The City of Trinity has collected about 31% of it's projected budgeted revenues. However, the City operational departments have only expensed about 33% of their total projected annual budgets. Currently, the City of Trinity has an estimated deficit of \$60,152.43 within the Sewer Fund. However, the City has not utilized the revenues from our Transfers In for our General Obligations Bonds or other fund transfers in budgeted in this fiscal year.*

# NCCMT Investment Portfolio Market Value

as of

December 31, 2024

Sewer Fund  
\$529,070.59



General Fund  
\$1,310,582.90

Sewer Fund	
Principal Balance	\$ 522,972.64
Investment Earnings	\$ 6,097.95
Grand Total	<u>\$ 529,070.59</u>

General Fund	
Principal Balance	\$ 1,295,477.40
Investment Earnings	\$ 15,105.50
Grand Total	<u>\$ 1,310,582.90</u>

