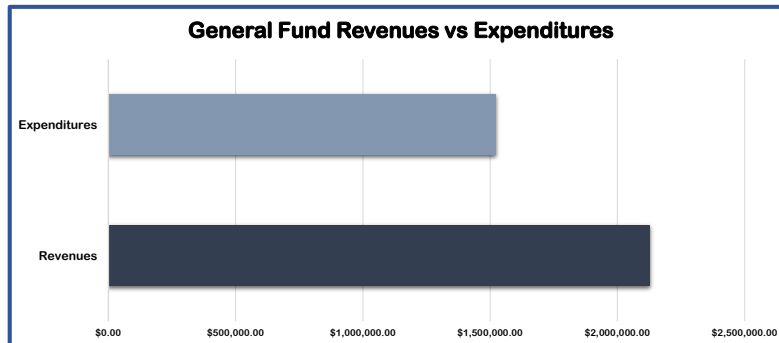


# TRINITY

NORTH CAROLINA

## General Fund Budget vs Actual Statement Ending on December 31, 2025

	Budget	Actual	Variance	
<b>REVENUES</b>				
Powell Bill	\$ 210,450.00	\$ 206,458.76	\$ (3,991.24)	98%
Ad Valorem/ Vehicle Tax	\$ 1,117,205.00	\$ 787,337.23	\$ (329,867.77)	70%
Sales and Use Tax	\$ 2,021,200.00	\$ 723,427.75	\$ (1,297,772.25)	36%
Solid Waste	\$ 514,800.00	\$ 279,582.04	\$ (235,217.96)	54%
Other Taxes	\$ 331,100.00	\$ 1,415.39	\$ (329,684.61)	0%
Investment Earnings	\$ 230,400.00	\$ 122,225.92	\$ (108,174.08)	53%
Other Revenues	\$ 41,685.00	\$ 5,806.84	\$ (35,878.16)	14%
	<b>\$ 4,466,840.00</b>	<b>\$ 2,126,253.93</b>	<b>\$ (2,340,586.07)</b>	<b>48%</b>
<b>EXPENDITURES</b>				
Administration	\$ 64,900.00	\$ 24,045.74	\$ 40,854.26	37%
Finance	\$ 465,236.00	\$ 210,676.48	\$ 254,559.52	45%
Planning/Zoning	\$ 389,615.00	\$ 143,292.17	\$ 246,322.83	37%
Public Buildings	\$ 447,220.00	\$ 149,390.86	\$ 297,829.14	33%
Public Buildings	\$ 65,550.00	\$ 43,708.82	\$ 21,841.18	67%
Animal Control	\$ 35,990.00	\$ 17,994.87	\$ 17,995.13	50%
Public Safety	\$ 853,875.00	\$ 187,657.95	\$ 666,217.05	22%
Powell Bill	\$ 310,500.00	\$ 249,308.92	\$ 61,191.08	80%
Street	\$ 204,500.00	\$ 90,992.73	\$ 113,507.27	44%
Stormwater	\$ 289,620.00	\$ 114,178.93	\$ 175,441.07	39%
Sanitation	\$ 593,700.00	\$ 222,258.77	\$ 371,441.23	37%
Economic Development	\$ 28,600.00	\$ 14,180.72	\$ 14,419.28	50%
General Fund Transfers-Sale Tax W/S	\$ 618,588.00	\$ -	\$ 618,588.00	0%
Special Appropriation/Allocations	\$ 98,946.00	\$ 53,316.00	\$ 45,630.00	54%
	<b>\$ 4,466,840.00</b>	<b>\$ 1,521,002.96</b>	<b>\$ 2,945,837.04</b>	<b>34%</b>
<b>Surplus / (Deficit)</b>		<b>\$ 605,250.97</b>		



*Note: The City of Trinity has collected approximately 48% of its projected budgeted revenues to date. In comparison, operational departments have expended about 34% of their total projected annual budgets. At present, this reflects an estimated surplus of \$605,250.97*

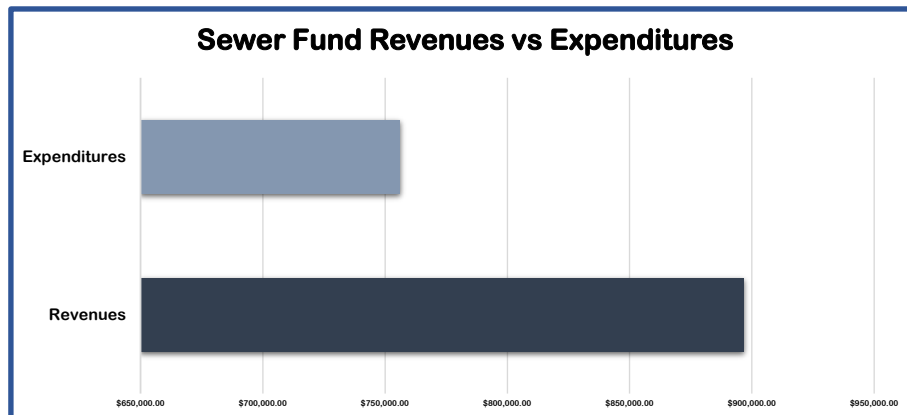


# TRINITY


NORTH CAROLINA

## Sewer Fund Budget vs Actual Statement Ending on December 31, 2025

	Budget	Actual	Variances	
<b>REVENUES</b>				
Sewer Billing	\$ 1,756,800.00	\$ 885,629.27	\$ (871,170.73)	50%
Sewer Tap Fees	\$ 3,750.00	\$ 75.00	\$ (3,675.00)	2%
Investment Earnings	\$ 18,000.00	\$ 11,135.41	\$ (6,864.59)	62%
Transfer In- Sewer Capacity	\$ 375,000.00	\$ -	\$ (375,000.00)	0%
G.O. Bonds Debt Service Transfer In	\$ 618,558.00	\$ -	\$ (618,558.00)	0%
Other Revenues	\$ 259,900.00	\$ -	\$ (259,900.00)	0%
	<b>\$ 3,032,008.00</b>	<b>\$ 896,839.68</b>	<b>\$ (2,135,168.32)</b>	<b>30%</b>
<b>EXPENDITURES</b>				
Sewer	\$ 3,032,008.00	\$ 755,973.79	\$ 2,276,034.21	25%
	<b>\$ 3,032,008.00</b>	<b>\$ 755,973.79</b>	<b>\$ 2,276,034.21</b>	<b>25%</b>
Surplus / (Deficit)		<b>\$ 140,865.89</b>		



*Note: The City of Trinity has collected approximately 30% of its projected budgeted revenues to date. Operational departments have expended about 25% of their total projected annual budgets. At present, the City reflects an estimated surplus of \$140,865.89 within the Sewer Fund.*

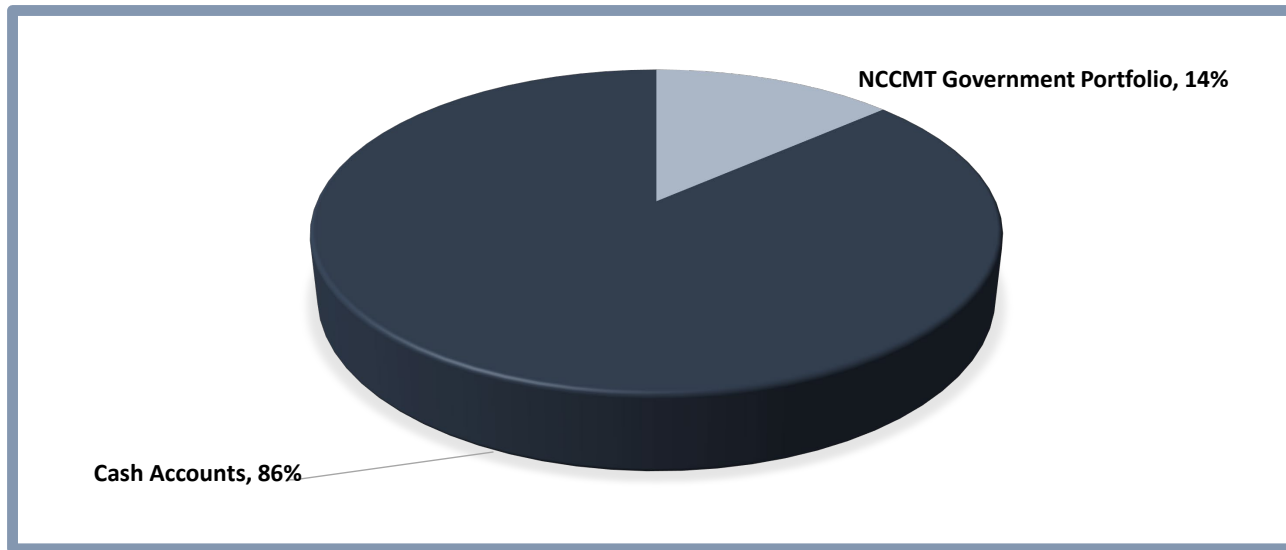


# TRINITY

## NORTH CAROLINA

### Portfolio Reporting Summary By Type Wednesday, December 31, 2025

<u>Security Type</u>	<u>Number of Accounts</u>	<u>Par Value</u>	<u>Market Value</u>	<u>Percentage of Portfolio</u>	<u>Average YTM</u>	<u>Average Days to Maturity</u>
NCCMT Government Portfolio	2	\$ 1,917,357.76	\$ 1,917,357.76	14%	3.71%	1
Cash Accounts	11	\$ 12,253,701.04	\$ 12,253,701.04	86%	1.25%	1

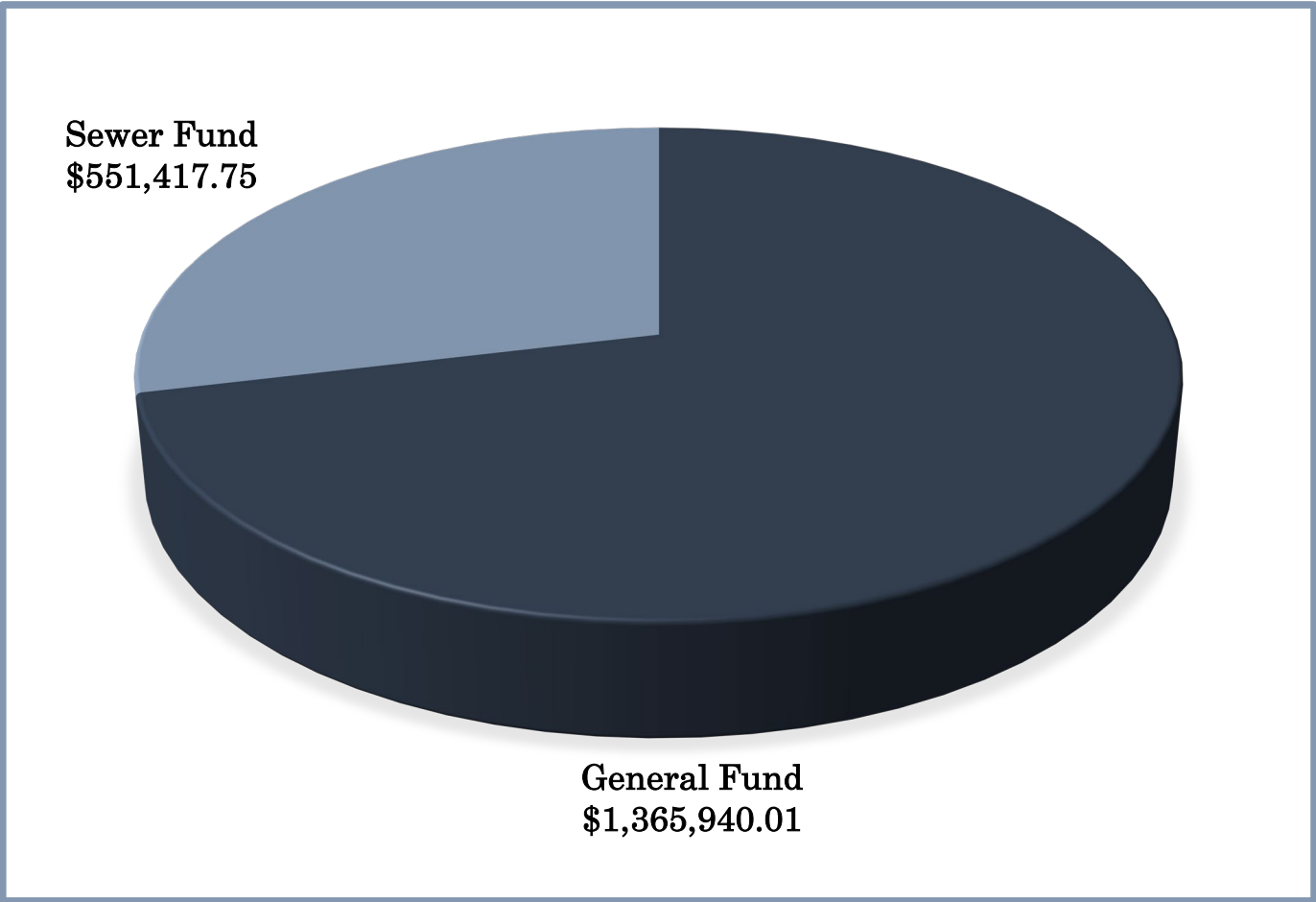


Note: Average YTM which is known as "Yield to Maturity" refers to the total return anticipated on a security type, if the security type is held until it matures. There is only (10) ten cash accounts that are interest bearing. Those cash accounts total \$12,253,701.04, which is about 88% of total cash accounts.

# NCCMT Investment Portfolio Market Value

as of

December 31, 2025



**Sewer Fund**

Principal Balance	\$ 546,028.54
Investment Earnings	\$ 5,389.21
<b>Grand Total</b>	<b><u>\$ 551,417.75</u></b>

**General Fund**

Principal Balance	\$ 1,352,590.18
Investment Earnings	\$ 13,349.83
<b>Grand Total</b>	<b><u>\$ 1,365,940.01</u></b>



4th Quarter of Calendar Year 2025