

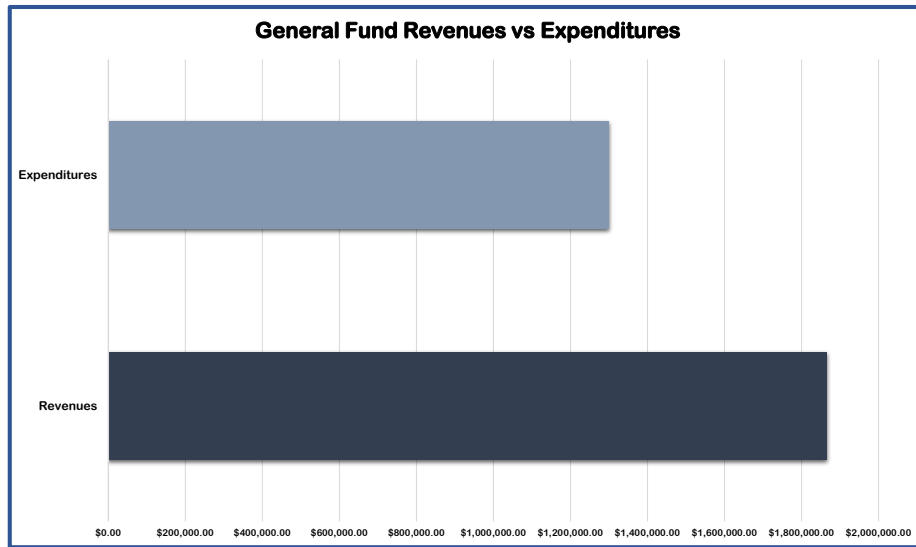


# TRINITY

NORTH CAROLINA

## General Fund Budget vs Actual Statement Ending on December 31, 2024

	<u>Budget</u>	<u>Actual</u>
<b>REVENUES</b>		
Powell Bill	\$ 195,360.00	\$ 210,953.23
Ad Valorem/ Vehicle Tax	\$ 1,066,100.00	\$ 722,354.04
Sales and Use Tax	\$ 1,675,084.00	\$ 714,659.24
Solid Waste	\$ 490,000.00	\$ 256,005.14
Other Taxes	\$ 288,200.00	\$ -
Investment Earnings	\$ 52,500.00	\$ 78,976.49
Other Revenues	\$ 874,771.00	\$ (117,958.63)
	<b><u>\$ 4,642,015.00</u></b>	<b><u>\$ 1,864,989.51</u></b>
<b>EXPENDITURES</b>		
Governing Board	\$ 67,900.00	\$ 30,533.70
Administration	\$ 471,656.00	\$ 217,281.42
Finance	\$ 319,543.00	\$ 162,773.69
Planning/Zoning	\$ 427,774.00	\$ 207,816.63
Public Buildings	\$ 285,415.00	\$ 37,363.54
Animal Control	\$ 31,000.00	\$ 15,217.03
Public Safety	\$ 827,840.00	\$ 130,232.42
Powell Bill	\$ 120,400.00	\$ 22,471.15
Street	\$ 192,200.00	\$ 94,677.57
Stormwater	\$ 401,562.00	\$ 108,215.20
Sanitation	\$ 582,700.00	\$ 222,317.48
Economic Development	\$ 26,200.00	\$ 13,175.00
General Fund Transfers-Sale Tax W/S	\$ 821,775.00	\$ -
General Fund Transfers-City Hall Reserve		\$ -
Special Appropriation/Allocations	\$ 66,050.00	\$ 33,050.00
	<b><u>\$ 4,642,015.00</u></b>	<b><u>\$ 1,300,760.58</u></b>
		<b><u>\$ 564,228.93</u></b>



*Note: The City of Trinity has collected about 40% of it's projected budgeted revenues. However, the City operational departments have expensed about 28% of our total projected annual budgets. Currently, the City of Trinity has an estimated surplus of \$564,228.93*

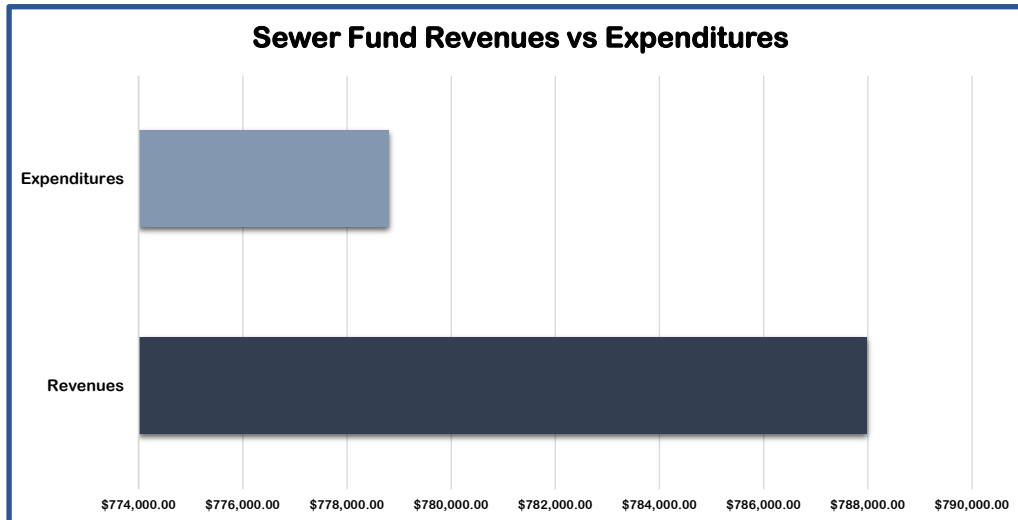


# TRINITY

NORTH CAROLINA

## Sewer Fund Budget vs Actual Statement Ending on December 31, 2024

		<u>Budget</u>	<u>Actual</u>
<b>REVENUES</b>			
	Sewer Billing	\$ 1,880,280.00	\$ 784,303.38
	Sewer Tap Fees	\$ 37,500.00	\$ 350.00
	Investment Earnings	\$ 21,600.00	\$ 12,857.63
	Transfer In- Sewer Capacity	\$ 75,000.00	\$ -
	Transfer In- General Fund	\$ 88,760.00	\$ -
	G.O. Bonds Debt Service Transfer In	\$ 733,015.00	\$ -
	Other Revenues	\$ 156,196.00	\$ (9,531.06)
		<b><u>\$ 2,992,351.00</u></b>	<b><u>\$ 787,979.95</u></b>
<b>EXPENDITURES</b>			
	Sewer	\$ 2,992,351.00	\$ 778,797.72
		<b><u>\$ 2,992,351.00</u></b>	<b><u>\$ 778,797.72</u></b>
	<b>Surplus / (Deficit)</b>		<b><u>\$ 9,182.23</u></b>

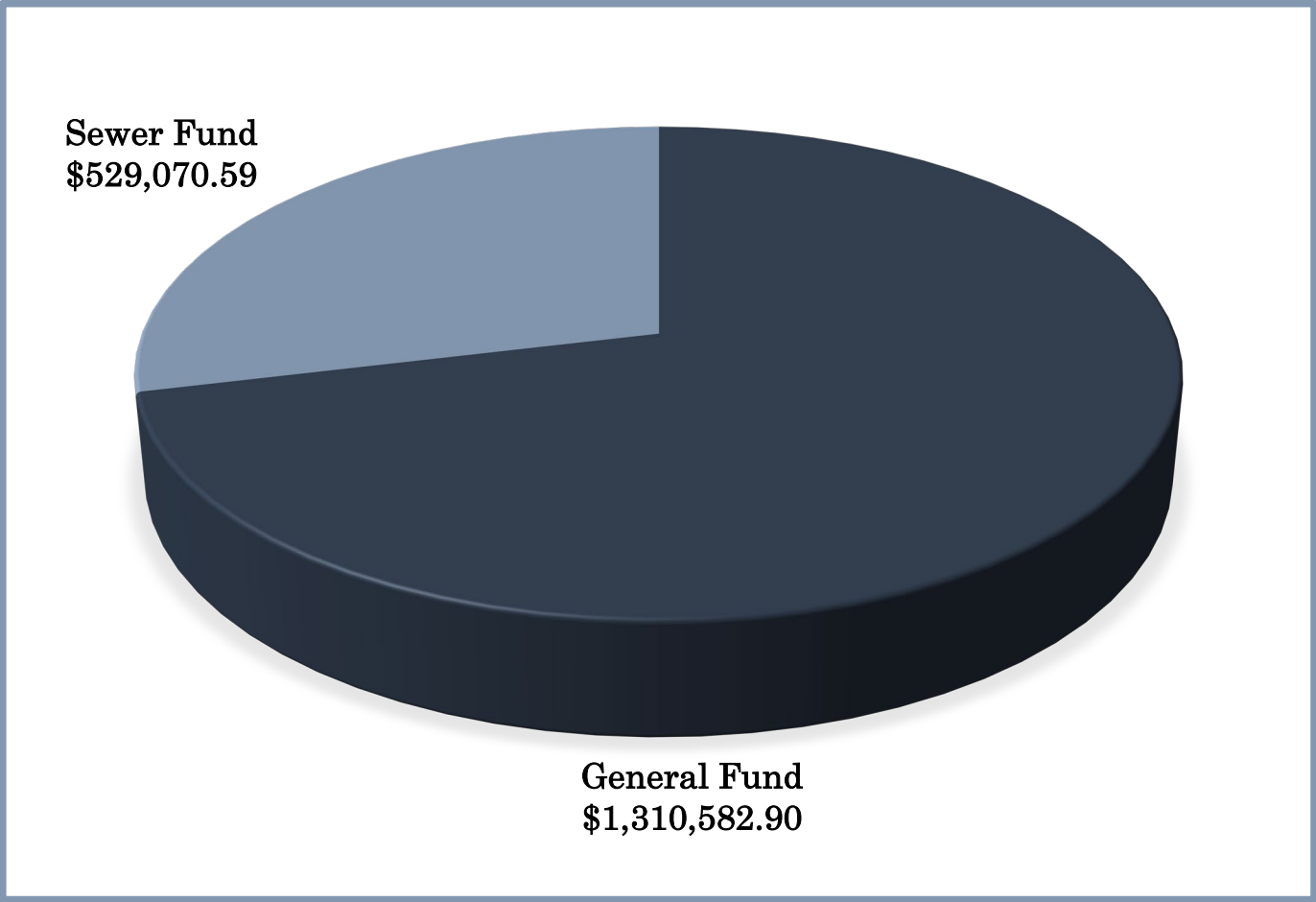


*Note: The City of Trinity has collected about 26% of it's projected budgeted revenues. However, the City operational departments have only expensed about 26% of their total projected annual budgets. Currently, the City of Trinity has an estimated surplus of \$9,182.23 within the Sewer Fund. However, the City has not utilized the revenues from our Transfers In for our General Obligations Bonds or other fund transfers in budgeted in this fiscal year.*

# NCCMT Investment Portfolio Market Value

as of

December 31, 2024



Sewer Fund	
Principal Balance	\$ 527,070.53
Investment Earnings	\$ 2,000.06
Grand Total	<u>\$ 529,070.59</u>

General Fund	
Principal Balance	\$ 1,305,628.46
Investment Earnings	\$ 4,954.44
Grand Total	<u>\$ 1,310,582.90</u>

