

WASHINGTON STATE LOCAL GOVERNMENT INVESTMENT POOL

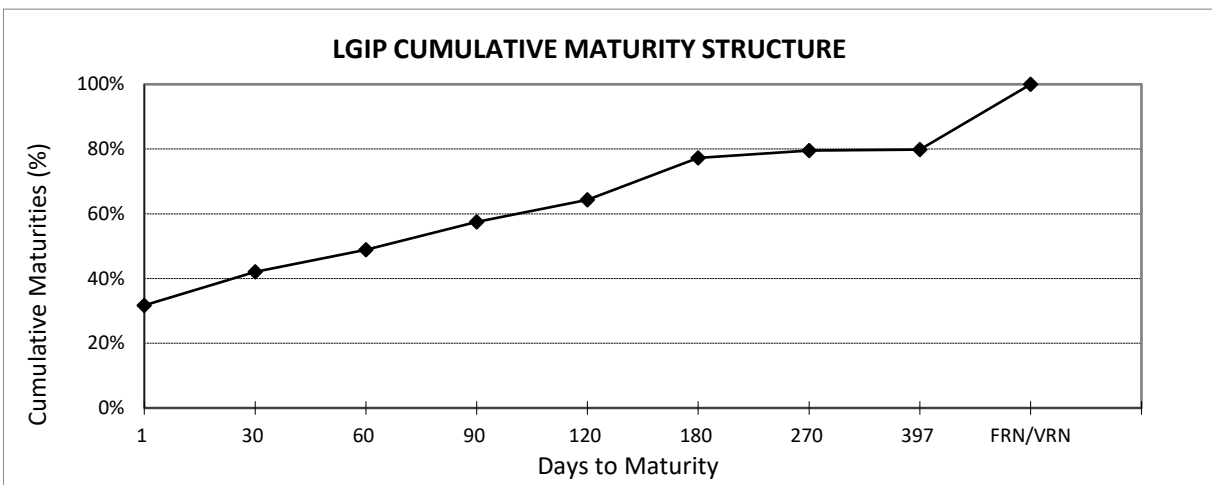
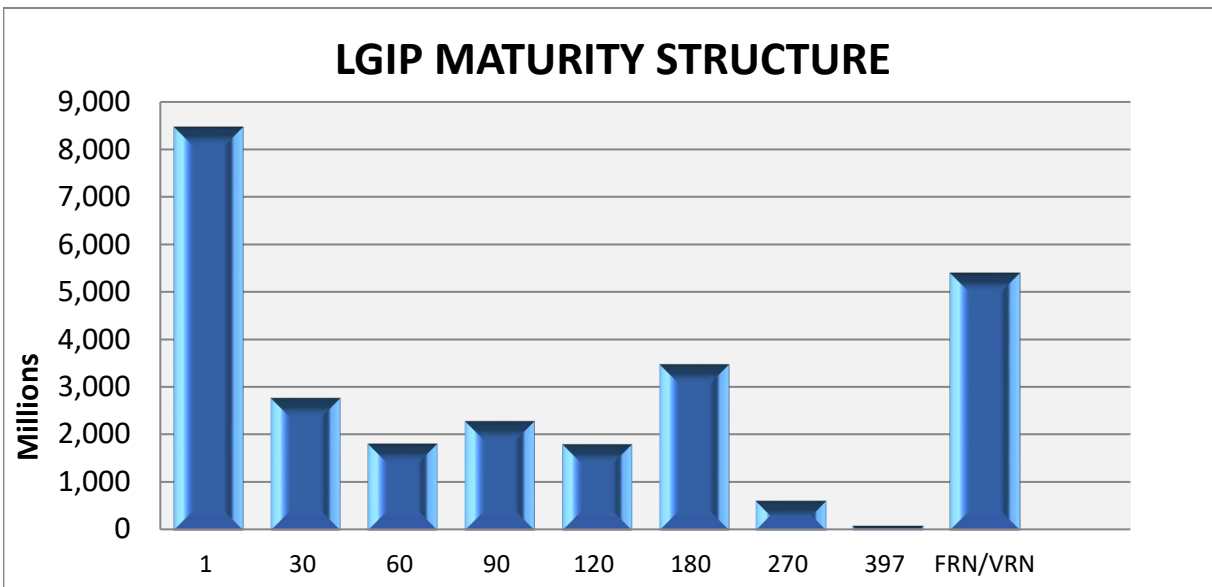
February 28, 2026

<u>DAYS TO MATURITY</u>	<u>\$ MATURING (PAR VALUE)*</u>	<u>% MATURING</u>	<u>CUMULATIVE % MATURING</u>
1	8,480.23	31.7%	31.7%
2-30	2,780.00	10.4%	42.1%
31-60	1,820.00	6.8%	48.9%
61-90	2,295.10	8.6%	57.5%
91-120	1,810.00	6.8%	64.3%
121-180	3,482.25	13.0%	77.3%
181-270	600.00	2.2%	79.5%
271-397	75.00	0.3%	79.8%
FRN/VRN	5,398.00	20.2%	100.0%

PORTFOLIO TOTAL:

26,740.58

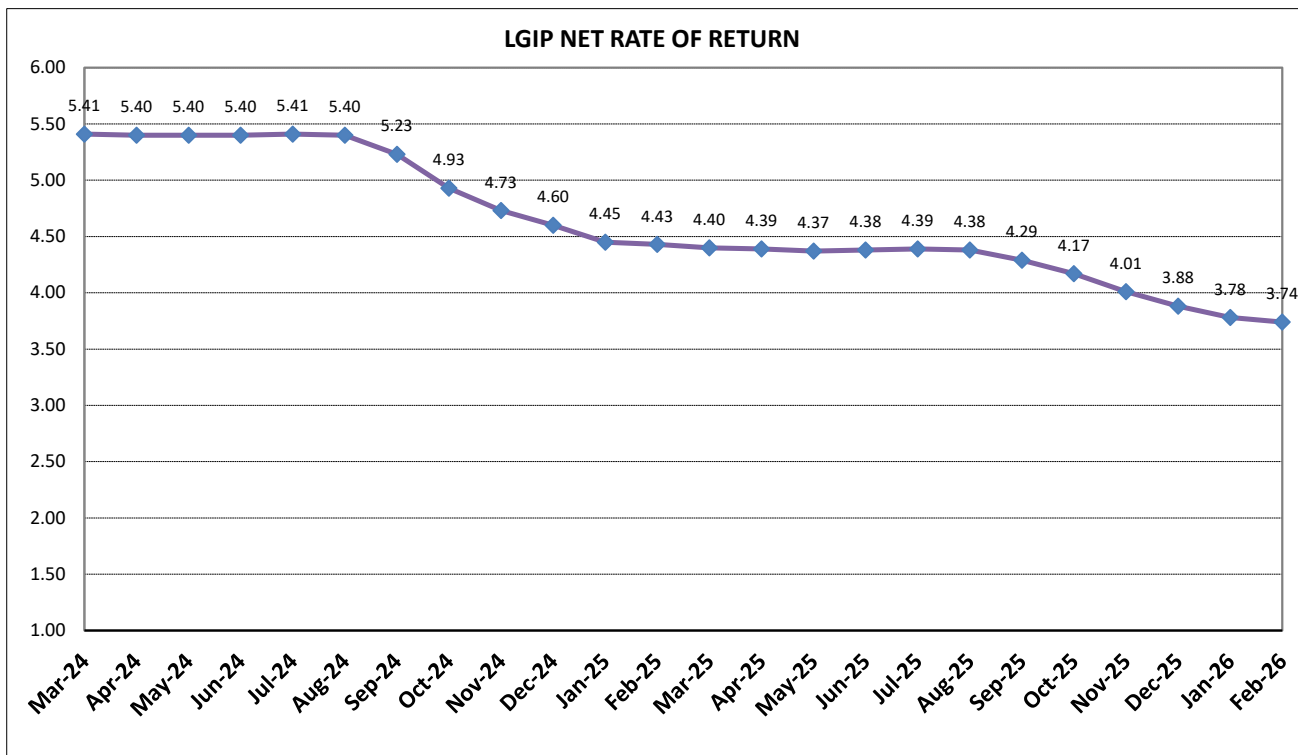
* Amounts in millions of dollars



**WASHINGTON STATE
LOCAL GOVERNMENT INVESTMENT POOL
February 28, 2026**

Investment Type	Average Balance	Feb-26	Average Balance	2026
	Feb-26	Percentage	CY 2026	Percentage
Agency Bullets	0.00	0.00%	0.00	0.00%
Agency Discount Notes	1,931,578,793.69	7.55%	1,950,800,751.70	7.45%
Agency Floating Rate Notes	5,622,521,775.22	21.99%	5,871,303,208.93	22.43%
Agency Variable Rate Notes	0.00	0.00%	0.00	0.00%
Certificates of Deposit	137,250,000.00	0.54%	134,033,898.30	0.51%
IB Bank Deposit	2,151,891,319.55	8.42%	2,216,883,903.61	8.47%
Repurchase Agreements	5,212,962,962.96	20.39%	5,149,067,796.60	19.67%
SOFR Floating Rate Notes	0.00	0.00%	0.00	0.00%
Supras - Bullets	0.00	0.00%	0.00	0.00%
Supras - Discount Notes	0.00	0.00%	0.00	0.00%
Supras- Floating Rate Notes	0.00	0.00%	0.00	0.00%
Supras - Variables	0.00	0.00%	0.00	0.00%
Term Repurchase Agreements	192,592,592.59	0.75%	365,254,237.29	1.40%
U.S. Treasury Bills	10,171,071,100.35	39.78%	10,339,165,257.24	39.50%
US Treasury Coupons	149,478,746.67	0.58%	149,430,929.40	0.57%
US Treasury Floating Rate Notes	0.00	0.00%	0.00	0.00%
Total Avg Daily Balance	25,569,347,291.03	100.00%	26,175,939,983.07	100.00%

Avg Days to Maturity 43 days



* Rates are calculated on a 365-day basis