



---

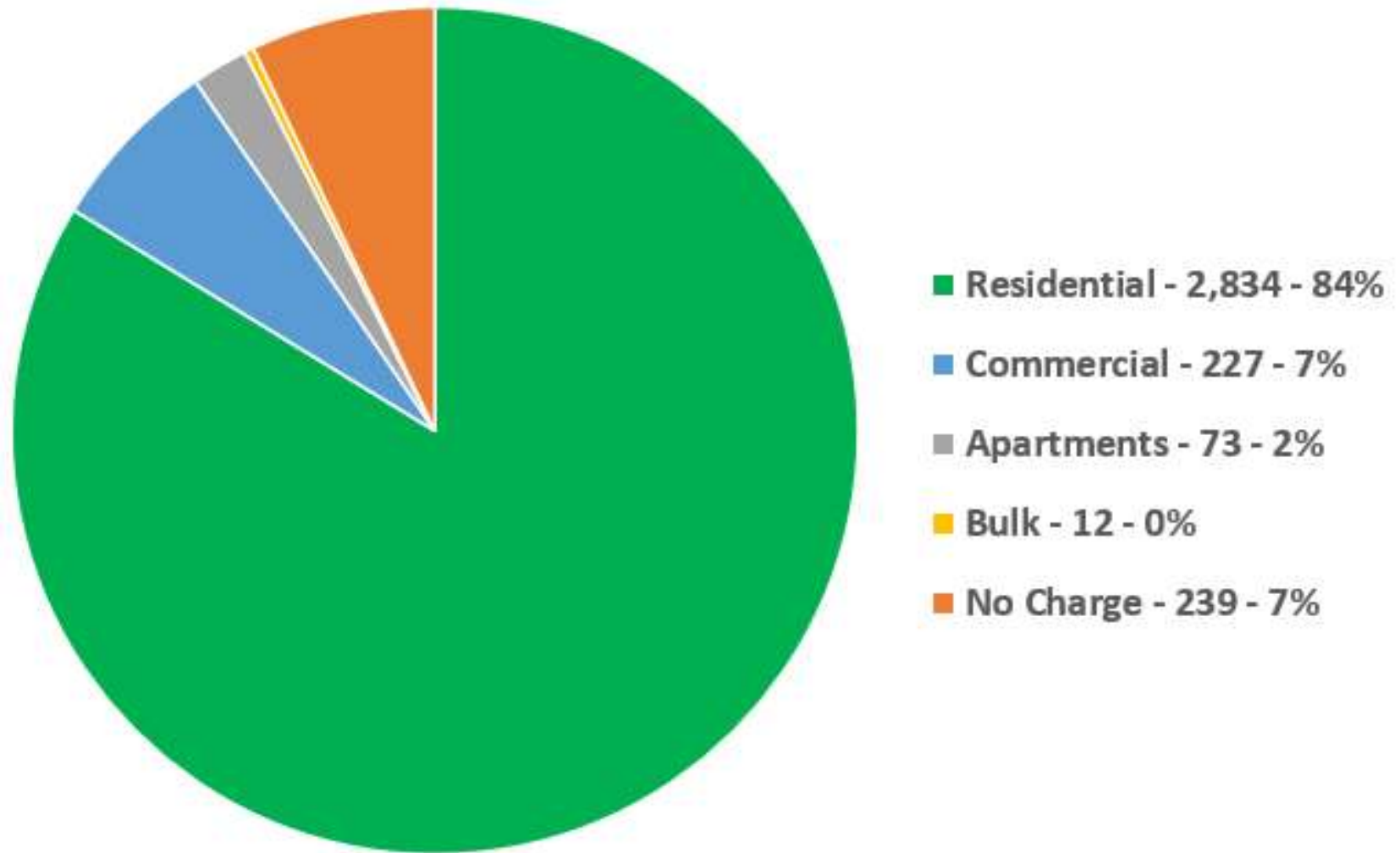
# SWEET HOME OREGON

2023 Water Rate Study

---

# CUSTOMER PROFILE

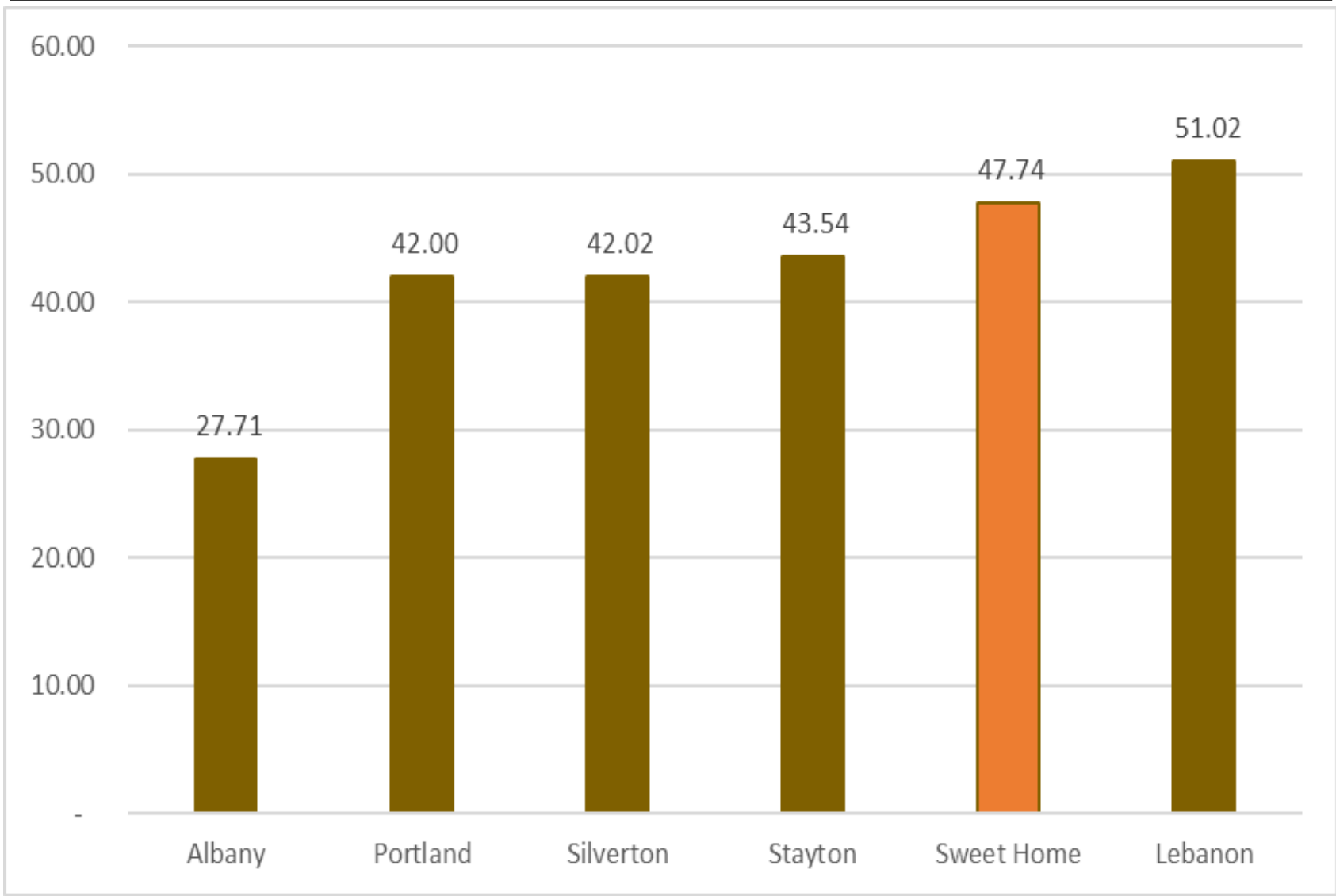
---



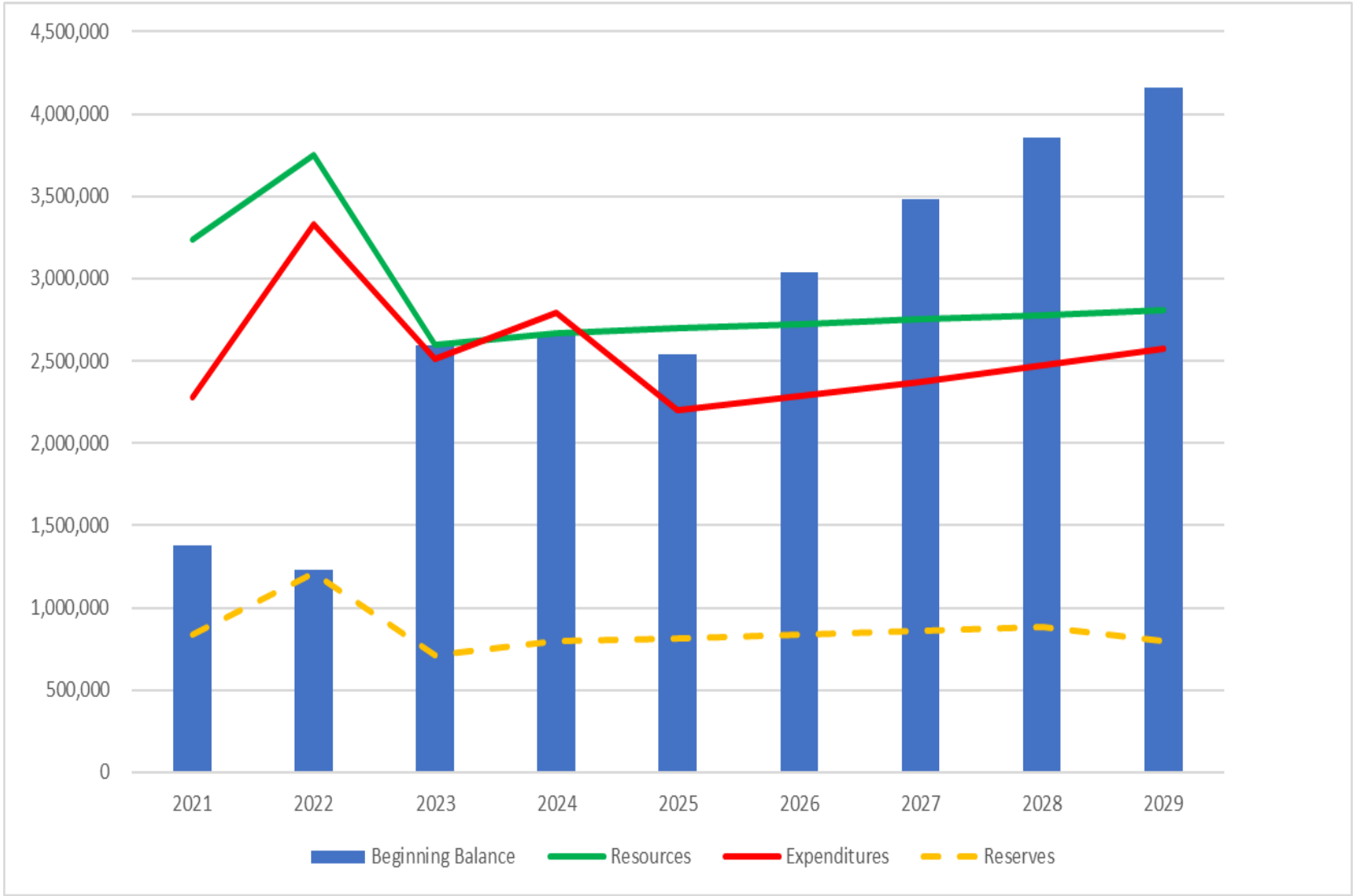
# RATES OVER TIME - RESIDENTIAL



# RATE COMPARISON – AVG RESIDENTIAL



# FORECASTING THE FUTURE – STATUS QUO



Rates = No rate changes & No capital projects

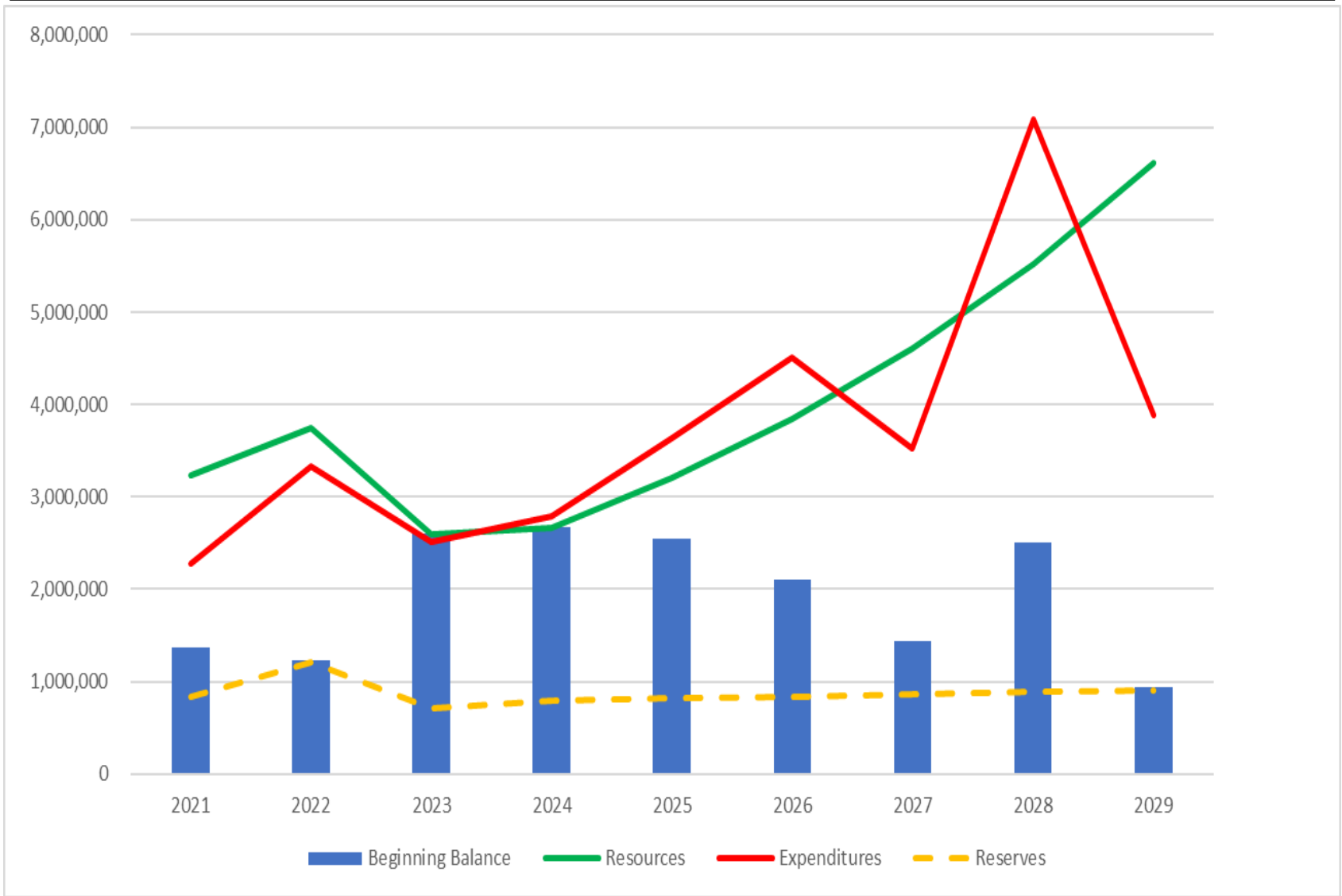
# CAPITAL PROJECTS FROM MASTER PLAN

| <u>5-Year CIP Projects</u> |                   |
|----------------------------|-------------------|
| CR-03 Pipeline             | 1,310,000         |
| CR-08 Control Valve        | 406,000           |
| CR-10 Control Valve        | 406,000           |
| CR-11 Storage Reservoir    | 3,608,000         |
| CR-11 Pipeline             | 478,000           |
| FF-01 Pipeline             | 921,000           |
| FF-03 Pipeline             | 1,291,000         |
| FF-08 Pipeline             | 385,000           |
| WTP-01 Improvements        | 77,000            |
| WTP-02 Improvements        | 984,000           |
| WTP-03 Improvements        | 750,000           |
| WTP-04 Improvements        | 33,000            |
| <b>Total</b>               | <b>10,649,000</b> |

| <u>20-Year CIP Projects</u> |                   |
|-----------------------------|-------------------|
| Capacity/Realability        | 29,704,000        |
| Fire Flow                   | 11,019,000        |
| Small Diameter Mains        | 6,274,000         |
| Seismic                     | 310,000           |
| <b>Total</b>                | <b>47,307,000</b> |

| <u>Annual Suggested Maintenance</u> |        |
|-------------------------------------|--------|
| Yearly WTP Operation/Maintenance    | 75,000 |
| Seismic Operation/Maintenance       | 15,000 |

# FORECASTING THE FUTURE – ALL IN



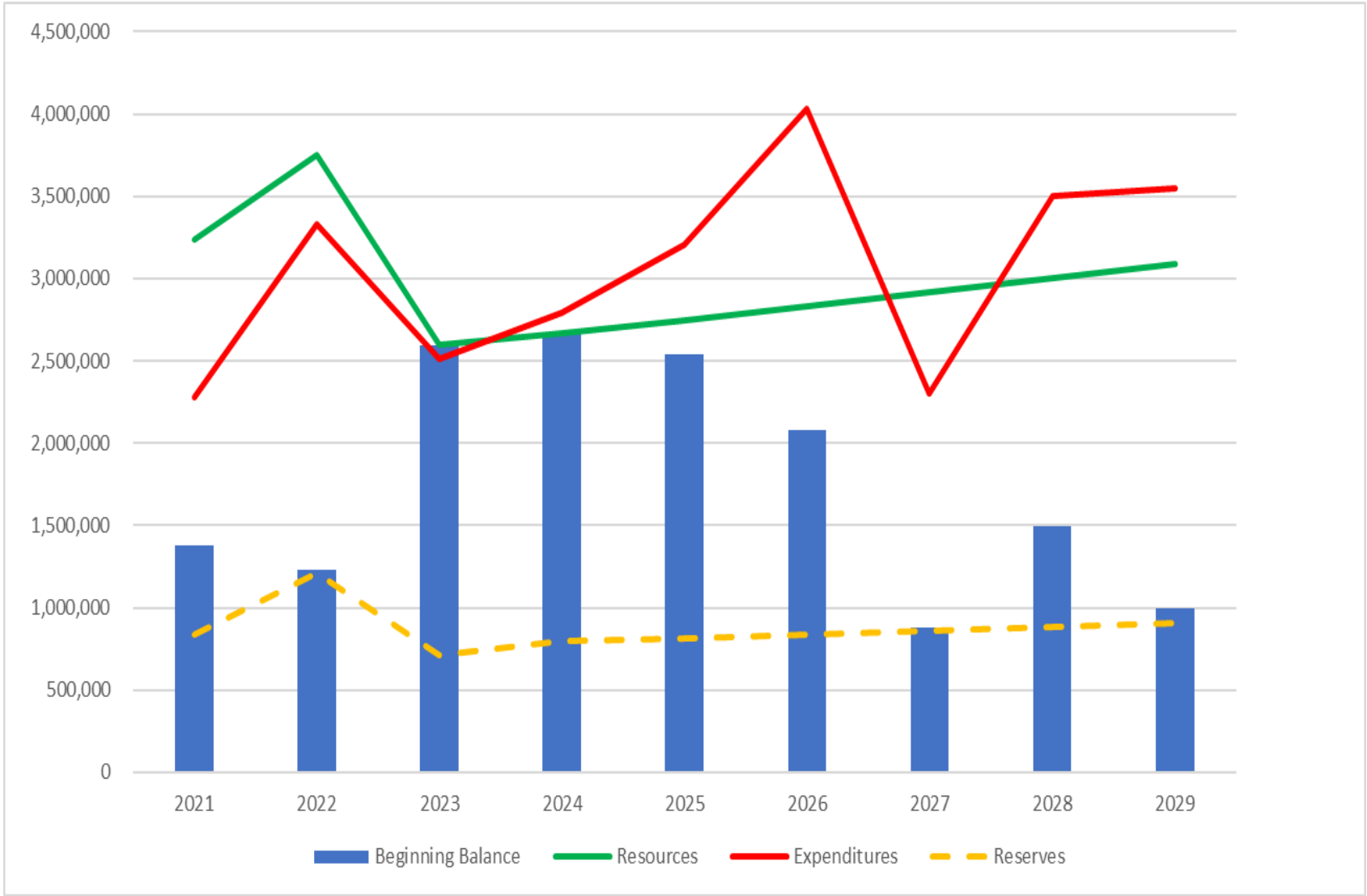
Rates = 20% Rate Increase each year through 2029

# FORECASTING THE FUTURE – UPDATED CIP

| <u>5 YEAR PROJECTS</u>  | <u>TOTAL COST</u> | <u>WF COST</u>       |               |
|-------------------------|-------------------|----------------------|---------------|
| Generator               | 75,000            | 75,000               | Water Fund    |
| SDC-01a Small Diameter  | 1,101,800         | 1,101,800            | Water Fund    |
| SDC-02a Small Diameter  | 1,826,067         | 1,826,067            | Water Fund    |
| Control Valve           | 406,000           | 406,000              | Water Fund    |
| Stability Analysis      | 60,000            | 60,000               | Water Fund    |
| 8th Ave Water Main      | 672,000           | 336,000              | Water/SDC 50% |
| 4th Ave Water Main      | 420,000           | 210,000              | Water/SDC 50% |
| 12th-14th Fir-Juniper   | 1,050,000         | 525,000              | Water/SDC 50% |
|                         |                   | <b>4,539,867</b>     |               |
|                         |                   |                      |               |
| WTP Improvements        | 984,000           | Grant Funds Required |               |
| CR-04 Storage Reservoir | 6,500,000         | Grant Funds Required |               |



# FORECASTING THE FUTURE – 3% YEARLY



47.74 47.74 47.74 49.17 50.65 52.17 53.74 55.35 57.01

# RATE STUDY - RECOMMENDATIONS

---

1. Update Capital Improvement Plan every 5 Years.  
This can be paid for by your SDC Water fees.
  
2. Review forecast every year.
  
3. Resolution to raise Water fees
  - Recommend 3% on base and consumption fees  
(Roughly \$ increase water fees)
  - Rates effective January 2024 billing cycle

