



## GENERAL REQUIREMENTS OAR 340-090-0030

The Opportunity to Recycle General Requirements require that the appropriate city, county or metropolitan service district must ensure that on-route recycling collection is provided to all collection service customers within the urban growth boundary of the city, and that a public education and promotion program is provided that meets the rule requirements, or that an approved alternative program meeting the requirements of OAR-340-90-0080 is being implemented.

Yes  No Are ALL collection service customers within the city and applicable urban growth boundary being offered the opportunity to recycle in accordance with OAR 340-090-0030?

If "No", please explain : \_\_\_\_\_

Please list below the companies or organization(s) that are providing on-route recycling collection services in your jurisdiction:

- |                                 |          |
|---------------------------------|----------|
| 1) <u>Sweet Home Sanitation</u> | 4) _____ |
| 2) _____                        | 5) _____ |
| 3) _____                        | 6) _____ |

Yes  No Is a public education & promotion program being provided that meets the minimum general requirements of OAR 340-090-0030(3)? Include examples and documentation of all education and promotional activities. If possible, please submit all documentation electronically.

- Provide initial notice to all residential and commercial generators of their opportunity to recycle.
- Provide a semi-annual notice of the opportunity to recycle, including: *materials collected, collection schedule, material preparation instructions, and why recycling is important.*
- Provide educational and promotional materials to local media. *Examples would be newspapers, television & radio stations, community groups, neighborhood associations, newsletters, social media, etc.*
- \_\_\_\_\_ is the official contact person for recycling education and promotion in our jurisdiction.
- Have a procedure for citizen involvement in the city's education and promotion program. *This is usually a solid waste advisory committee or contact person.*
- Distribute written recycling information describing how and what to recycle and why it is important to recycle, to disposal site users when site attendants are present.
- Have posted signs at non-attended disposal sites notifying users of materials accepted and hours of operation

## LOCAL GOVERNMENT RECYCLING PROGRAM ELEMENTS OAR 340-090-0040

In addition to the general requirements, each city with a population over 4,000 or any county responsible for the area between the city limits and urban growth boundary shall implement additional recycling program elements. For 2021, the city must implement any four elements, a through m below. Please check the box for all recycling program elements being implemented in the city and within the urban growth boundary of the city. Checking a box means that you certify that the element is being fully implemented in your city in compliance with OAR 340 90 0040(3)

**a)  Residential Recycling Containers**

Deliver to each residential collection service customer at least one durable recycling container.

**b)  Weekly Same-Day-As Garbage Residential Curbside Collection**

Provide on-route collection at least once each week of source separated recyclable materials, excluding yard debris, to residential collection service customers provided on the same day that solid waste is collected from each customer.

**c)  Expanded Education and Promotion (including a contamination reduction education plan-CREP)**

Provide a recycling education and promotion program that is expanded from the minimum requirements described in the General Requirements OAR 340-090-0030(3) (include examples and documentation of all education and promotional activities. Please provide documentation). At a minimum this program must include:

- Informing all solid waste generators how to and the benefits of waste prevention, reuse, recycling, and composting.
- Distributing an information packet to all new residential and commercial collection service customers;
- Providing information to all existing residential and commercial collection service customers four times a calendar year; *This information shall include: materials collected, collection schedule, material preparation instructions and why recycling is important and the benefits and "how tos" of preventing waste, reusing, recycling and composting;*
- Targeting at least one community or media event yearly to promote waste prevention, reuse, recycling and composting. *Not every event needs to promote all of those activities;*
- Using a variety of materials and media formats to disseminate the information in the expanded program in order to reach the maximum number of collection service customers and residential and commercial generators of solid waste. *For example, a web site address or a link to an advertisement on television;*
- DEQ approved Contamination Reduction Education Plan. Please describe plan activities implemented in 2021 in the space below. Did these activities match what you proposed in your approved CREP or where they different. Please describe the differences. **OR**
- Due to program changes, an updated Contamination Reduction Education Plan has been attached for DEQ review and approval.

**As a reminder, CREP is required to be implemented in 2021, but it will no longer be required as of January 1, 2022.**

**d)  Multi-Family Dwelling Recycling**

Establish and implement a recycling collection program through local ordinance, contract or any other means enforceable by the appropriate city or county for each multi-family dwelling complex having five or more units. The program shall collect at least four principal recyclable materials, and provide educational and promotional information per OAR 340-090-0040(3)(d)(B) directed toward the residents of multi-family dwelling units. In addition, starting in 2017, the local government must do the following in order to qualify for this program element;

- Actively declare through ordinance, resolution, franchise agreement or some administrative procedure – that the local government has chosen this program element; and
- Take steps to insure that both landlords and tenants have been informed that landlords must provide recycling services.

**e)  Residential Yard Debris Collection and Home Composting**

Establish and implement an effective residential yard debris program for the collection and composting of residential yard debris. The program shall include:

- Promotion of home composting; and
- At least monthly on-route collection of yard debris from residences; or

- A system of residential yard debris collection depots, for the production of compost or other marketable products, located such that there is at least one conveniently located depot for every 25,000 population and open to the public at least once a week.

**f)  Commercial and Institutional Recycling**

Establish and implement regular, on-site collection of source separated principal recyclable materials from commercial entities.

- Shall provide to commercial entities that employ 10 or more persons and occupy 1,000 square feet or more in a single location.
- Shall include an education and promotion program.
- Should provide other elements including but not limited to:
  - Provision of waste assessments to businesses;
  - Provision of recycling receptacles to businesses at no or low cost;
  - Waste prevention and recycling recognition programs.

**g)  Expanded Recycling Drop-Off Depots**

Establish depots for recycling collection of all principal recyclable materials listed in the OAR 340-090-0070. This program shall provide at least one (1) recycling depot in addition to the depot(s), if any, required by the General Requirements OAR 340-090-0030(1) and shall result in at least one (1) conveniently located depot for every 25,000 population. The depots shall have regular and convenient hours for residential generators of solid waste and be open on a weekend day. List each expanded recycling depot and indicate the materials collected at that depot in the blue section of the table on page 1 of this form.

**h)  Collection Rate Established as a Waste Reduction Incentive**

Establish collection rates for residential solid waste from single family residences that encourages source reduction of waste, reuse and recycling. Documentation of these rates must be provided to receive credit for this program element. The rates, at a minimum, shall include the following elements:

- At least one rate for a container that is twenty-one (21) gallons or less in size and costs less than larger containers;
- Rates shall be based on the average weight of solid waste disposed per container for various sizes of containers;
- Rates, as calculated on a per pound disposed basis shall not decrease per pound with the increasing size of the container or the number of containers;
- Rates per container service shall be established such that each additional container beyond the first container for each residential unit shall have a fee charged that is at least the same fee and no less than the first container.

**i)  Commercial and Institutional Composting**

Establish and promote an on-going system to collect food waste and other compostables from commercial and institutional entities that generate large amounts of such wastes. Any composting facility to which collected compostable material is taken shall comply with DEQ composting facility rules.

- Before diverting edible foods to be composted, a local government should consider how to encourage making them available to charity for human consumption or to farmers for animal feed.

**j)  Require Commercial Generators to Source Separate Recyclable Material**

Establish a commercial recycling program that requires that commercial generators that generate large amounts of recyclable material to source separate recyclable material. "Large Amount Commercial Generator" means a commercial generator of solid waste that has a service level of four or more cubic yards of solid waste per week at a single site.

- The local government's commercial recycling program must include requirements for LACGs" to:
  - Source-separate recyclable materials for reuse or recycling;
  - Self-haul or arrange for collection service of the source separated recyclable materials;
  - Provide recycling containers for internal areas where recyclable materials may be collected, stored, or both; and

- Correctly label all interior and exterior containers and post signs where recyclable materials may be collected, stored, or both that identify the materials that the LACG must source-separate for reuse or recycling and that provide recycling instructions.
- The local government must establish a method for identification and monitoring of LACGs.
- The local government must notify LACGs when they are out of compliance.

**k)  Residential Food Waste Collection and Composting**

Provide a program for monthly or more frequent on-route collection and composting for food and other compostable waste from residential collection service customers. The program must include education or promotion to reduce contamination of the compost feedstock collected.

- Additional local government education or promotion must be provided to all residential collection service customers, and must include:
  - Types of food waste collected;
  - The schedule for collection;
  - Methods of preparing food waste for collection;
  - Explanations of why separating food waste for recovery is necessary; and
  - Explanations of how to reduce contamination of the food waste recovery stream set out for collection.

**L)  Recovery Program for Construction and Demolition Debris**

- Require that construction and demolition debris must be source separated at the site or sent to a material recovery facility for processing and recovery for generators that:
  - Self-hauls a minimum of six cubic yards of construction and demolition debris at any time; or
  - Arranges for collection service of a minimum of ten cubic yards of construction and demolition debris at any time.
- Implement an education and promotion program for developers, contractors, and residential owners to reduce waste during preconstruction planning phase, and in building construction, renovation, and demolition phases, and to direct waste to reuse and material recovery facilities.

**m)  Require Large Nonresidential Food Generators to Source Separate**

Provide a food waste collection program requiring nonresidential generators that generate large amounts of food waste to source-separate the food waste for recovery. "Large Amount Nonresidential Generator" means a nonresidential generator that disposes of more than fifty tons of food waste annually.

- Require participation in its food waste collection program by all LANGs and require the following:
  - Include, at a minimum, food waste that is not packaged and for which final disposal by the LANG is controlled by the nonresidential generator's employees or agents;
  - Source-separate food waste for donation or food waste collection;
  - Self-haul or arrange for collection service of the food waste;
  - Provide containers for internal areas where food waste may be collected, stored, or both; and
  - Correctly label all interior and exterior containers and post signs and instructions where food waste is collected, stored, or both, that identifies the types of food waste the large amount nonresidential generator must source-separate for donation or food waste collection.
- Establish a method for identification and monitoring of large amount nonresidential generators.
- Notify the large amount nonresidential generator if they are out of compliance.

**Programs Outside City Limits but Within the Urban Growth Boundary of the City**

**x Yes  No** Are the same collection programs, recycling program elements, and waste prevention and reuse program elements being provided to customers within the urban growth boundary but outside city limits?

If the answer to the above question is "No" please have your County Wasteshed Representative fill out the County General Requirements & Program Element Form to describe the programs that are being implemented outside the city limits but within the urban grown boundary.

**SIGNATURE: I hereby certify by my signature below that the information contained in this report is true and correct to the best of my knowledge and belief.**

**Local Government Official**

**Wasteshed:** \_\_\_\_\_

**Signature:** \_\_\_\_\_

**Date:** \_\_\_\_\_

**Print Name:** \_\_\_\_\_

**Title:** \_\_\_\_\_

# BE SMART! DO YOUR PART!

## Reduce

*The best way to discover where you can reduce waste is to actually sort through your trash!*

What does each family member throw away? • What materials take up the most space? • Is anything reusable or repairable?  
Can you reduce the amount of disposable products you use?  
Can you substitute products and packaging made of reusable, recyclable or nonhazardous materials?

## Reuse

*Get creative and have fun while you improve the world!*

### MAKING USE OF YOUR PLASTIC BAGS

Place them in the bottom of plant pots and hanging baskets; they act as great drainage systems!  
Use them as bin liners or scrunch them up as an alternative to bubble wrap!  
Use them in the garden to hold your grass cuttings and hedge trimmings before transferring to compost bins!

### MAKING USE OF YOUR PAPER

After children's art has been displayed for a while it can be used to wrap presents!  
Single-sided prints can be used to make your own envelopes (unstick a used envelope for a template)!  
Junk mail can be used as scrap paper or bedding for pets! • Pet shops appreciate old newspapers!  
Old magazines are appreciated by doctor and dentist offices, motels, and friends!

### MAKING USE OF HOUSEHOLD WASTE IN THE GARDEN

Aluminum trays from pies and cakes make ideal drip saucers to put under potted plants!  
Lawn clippings can be used to cover weeds and keep them from growing in the garden!  
Old newspapers can be used to mulch and weed control the garden!  
Wet the newspaper and place thickly on the garden! Cover with bark or stones!

## Recycle

*Recycling is something everyone can do! Here are some recycling guidelines!*

### ITEMS ACCEPTED FOR RECYCLING (ITEMS MUST BE FREE OF FOOD AND CONTAMINANTS):

Paper: Cardboard, junk mail, magazines, newspapers!      Metals: Tin and aluminum cans only!  
Plastics: 1's and 2's only, plastic jugs, plastic bottles!

## Compost

*Composting is easier than you may think! It happens naturally every day!*

WHAT DO YOU NEED TO HOME COMPOST? All you need is yard or food waste (except meat or dairy), and some space. Compost piles don't need to be enclosed, although many people use a bin or enclosure. Compost bins can be purchased or you can easily construct one with common materials such as chicken wire, lumber or used pallets.

GETTING STARTED: A 4x4x4 foot area out of direct sunlight is ideal for your compost pile. Choose an accessible spot on a grass or soil base. Composting can begin any time of year, but many people start in fall when leaves are abundant. Organic materials should be mixed, adding water as needed so that materials feel like a wrung out sponge. The pile should be turned after a few weeks so that the outside layers are exchanged with the center of the pile. Turn piles about once a month except in cold conditions. Water can be added during turning if necessary.



1325 18TH AVENUE SWEET HOME 541-367-2535

RUN Sept

Run in April

5x8.5 color \$600-

# ACCEPTED COMMINGLED RECYCLING

Sweet Home  
**SANITATION**

Keeping it green!

1325 18TH AVE • SWEET HOME • 541.367.2535

## Paper/Cardboard

- Newspaper including ads and inserts
- Corrugated cardboard boxes
- Direct mail
- Cereal, cracker & shoe boxes (chipboard) office paper, copier and printer paper, file folders, note paper, computer paper, brochures, magazines & catalogs















## Metal

- Steel (tin) cans
- Aluminum cans

## Plastic Bottles

- Plastic Bottles- #1 PET & #2 HDPE
- Soda bottles, water bottles, milk jugs,
- Orange Juice bottles & jugs, detergent
- Cleaning solution bottles

### GUIDE TO PLASTIC RECYCLING CODES

 PETE Polyethylene Terephthalate	 HDPE High-Density Polyethylene	 PVC Polyvinyl Chloride	 LDPE Low-Density Polyethylene	 PP Polypropylene	 PS Polystyrene	 OTHER
Common products include water, soda, beer, and other beverages. Also used for plastic bottles, caps, and containers.	Common products include milk jugs, detergent bottles, and other household containers.	Common products include pipes, window frames, and other construction materials.	Common products include plastic bags, paper cups, and other flexible containers.	Common products include yogurt containers, bottle caps, and other rigid plastic items.	Common products include Styrofoam cups, CD cases, and other rigid plastic items.	Common types of products include polycarbonate, acrylic, and other specialty plastics.
						

## DO NOT

## RECYCLE

- Plastic Bags & Plastic Film of all kinds
- No #3-#7 Plastic Items
- Trash
- Diapers
- Wire, Rope,
- Christmas Lights
- Wood
- Chain
- Flower pots
- Shredded Paper
- Garden Hoses
- Paper Milk & Paper Juice Cartons
- Medical Waste of any type
- Fabric (Textiles) of any type



# Be Smart. Do Your Part.

## REDUCE:

The best way to discover where you can reduce waste is to actually sort through your trash.

- What does each family member throw away?
- What materials take up the most space?
- Is anything reusable or repairable?
- Can you reduce the amount of disposable products you use?
- Can you substitute products and packaging made of reusable, recyclable, or nonhazardous materials?



## RECYCLE:

These items are currently recyclable in our system.

### Items Accepted for Recycling

All items must be free of food and other contaminants. Please rinse properly.

**PAPER:** Mixed waste paper • Magazines & catalogues • Newspaper • Telephone books • Junk mail • Cardboard • Cereal & other dry food boxes • Paper bags & sacks

**METALS:** Clean Aluminum cans • Soda cans • Tin cans

**PLASTICS:** Plastic bottles #1's and #2's



## REUSE:

### Making use of your mountain of plastic bags:

- Use them as bin liners.
- Place them in the bottom of plant pots and hanging basket they act as great drainage systems.
- Scrunch them up to surround items when you're packaging as an alternative to bubble wrap.
- Use them in the garden to hold your grass cuttings and hedge trimmings before transfer to a compost bin.
- Use them when packing for a holiday to keep dirty/wet clothes and shoes away from dry clothing.

### Making use of your mountain of paper:

- After children's drawings and paintings have been displayed for a while they can be used to wrap presents.
- Old calendars, colorful pictures, etc. can be used to make your own envelopes. You can unstick a used envelope and use it as a template for making envelopes.
- Junk mail can be used as scrap paper, or as bedding for pets.
- Pet shops appreciate old newspapers.
- Old magazines are appreciated by:
  - Doctor and Dentist Offices • Motels • Friends

### Making use of household waste in the garden:

- Aluminum trays from pies and cakes make ideal 'drip saucers' to put under potted plants.
- Lawn clippings can be used to cover weeds and keep from growing in the garden through winter.
- Broken crockery can be used as drainage at the bottom of potted plants.
- Old newspapers (including those gathered from your friends) can be used to mulch and weed control the garden. Wet newspaper and place thickly on the garden. Cover with bark or stones.
- Plastic milk bottles can be used to hold snail bait and are pet proof.



## COMPOST:

### What Do You Need to Home Compost?

All you need is enthusiasm, yard or food waste (except meat or dairy products), and some space. Compost piles don't need to be enclosed, although many people use a bin or similar enclosure. Compost bins can be purchased, or you can easily construct one with common materials such as chicken wire, snow fencing, lumber or used pallets. Other tools that come in handy for composting are a garden hose, wheelbarrow and common garden tools.

### Getting Started

A 4x4 foot area out of direct sunlight is ideal for your compost pile. Choose an easily accessible spot on a grass or soil base. Composting can begin any time of year, but many people start in the fall when leaves are abundant. Organic materials should be mixed, adding water as needed so that the materials feel like a moist, wrung-out sponge. The compost pile should be turned after a few weeks so that the outside layers are exchanged with the center of the pile. Turn compost piles about once a month, except in cold winter conditions. Water can be added during turning, if necessary.

**Sweet Home**  
**SANITATION**  
keeping it green!

Sweet Home Sanitation  
1325 18th Ave, Sweet Home, • 541.367.2535

Know in April Spring Home + Garden - Back full page \$1050 - THE

run after Christmas  
first of the year

TNE

Holiday Recycling \$252

3x7 BLK + White

## Reduce, Reuse, Recycle, Compost and Buy Recycled This Holiday Season!

### Tips for Holiday Shopping

Bring your own reusable tote bag rather than accepting a separate bag for each purchase.

### Earth Friendly Gift Ideas

Give experiences, not stuff. Try gift certificates for massages, movies, dining, classes, concerts, sport events, mass transit, etc.

### Reduce, Reuse and Recycle Gift Wrap

Wrap gifts in festive holiday fabric, dishtowels or bandannas, which can simply be washed and reused. Give gifts in baskets, tins or jars.

### Reuse Holiday Decorations

Save your holiday decorations, including bows, ribbons and paper, for reuse next year. Donate decorations to local schools, churches, town offices or non-profit organizations.



### Recycle Christmas Trees

As part of our yard debris recycling program, please cut tree to fit in yard debris cart. Will be picked up on yard debris week of Jan. 7th no charge (within city limits). Tree must be clean, no flocking, lights or tinsel. You may also schedule a special tree pick up for \$10.00 per tree or drop it off at our transfer station for \$5.00 per tree, Jan. 7th through Jan. 11th

### Holiday Composting

Compost your kitchen food scraps from holiday dinners and parties. Remember, in yard waste composting, compost fruit and vegetable wastes, not meat or grease.

**Sweet Home**  
**SANITATION**  
keeping it green!

**SWEET HOME SANITATION**  
1001 Long Street • 367-2535





## Accepted Commingled Recycling (Clean)

### Paper / Cardboard

- Newspaper including ads and inserts
- Corrugated cardboard boxes
- Direct mail, egg cartons
- Cereal, cracker & shoe boxes (chipboard)
- Office paper- copier and printer paper, file folders, note paper, computer paper, brochures, magazines & catalogs

### Metal

- Steel (Tin) cans
- Aluminum cans

### Plastic Bottles

- #1 PET & #2 HDPE
- Soda bottles, water bottles, milk jugs,
- Juice bottles & jugs, detergent
- Cleaning solution bottles  
(NO CAPS OF ANY KIND)





# 2021

**January**

S	M	T	W	T	F	S
					1	2
3	4	5	6	7	8	9
10	11	12	13	14	15	16
17	18	19	20	21	22	23
24	25	26	27	28	29	30
31						

**February**

S	M	T	W	T	F	S
		1	2	3	4	5
6	7	8	9	10	11	12
13	14	15	16	17	18	19
20	21	22	23	24	25	26
27	28					

**March**

S	M	T	W	T	F	S
	1	2	3	4	5	6
7	8	9	10	11	12	13
14	15	16	17	18	19	20
21	22	23	24	25	26	27
28	29	30	31			

**April**

S	M	T	W	T	F	S
				1	2	3
4	5	6	7	8	9	10
11	12	13	14	15	16	17
18	19	20	21	22	23	24
25	26	27	28	29	30	

**May**

S	M	T	W	T	F	S
						1
2	3	4	5	6	7	8
9	10	11	12	13	14	15
16	17	18	19	20	21	22
23	24	25	26	27	28	29
30	31					

**June**

S	M	T	W	T	F	S
		1	2	3	4	5
6	7	8	9	10	11	12
13	14	15	16	17	18	19
20	21	22	23	24	25	26
27	28	29	30			

**July**

S	M	T	W	T	F	S
				1	2	3
4	5	6	7	8	9	10
11	12	13	14	15	16	17
18	19	20	21	22	23	24
25	26	27	28	29	30	31

**August**

S	M	T	W	T	F	S
	1	2	3	4	5	6
7	8	9	10	11	12	13
14	15	16	17	18	19	20
21	22	23	24	25	26	27
28	29	30	31			

**September**

S	M	T	W	T	F	S
			1	2	3	4
5	6	7	8	9	10	11
12	13	14	15	16	17	18
19	20	21	22	23	24	25
26	27	28	29	30		

**October**

S	M	T	W	T	F	S
					1	2
3	4	5	6	7	8	9
10	11	12	13	14	15	16
17	18	19	20	21	22	23
24	25	26	27	28	29	30
31						

**November**

S	M	T	W	T	F	S
	1	2	3	4	5	6
7	8	9	10	11	12	13
14	15	16	17	18	19	20
21	22	23	24	25	26	27
28	29	30				

**December**

S	M	T	W	T	F	S
			1	2	3	4
5	6	7	8	9	10	11
12	13	14	15	16	17	18
19	20	21	22	23	24	25
26	27	28	29	30	31	

**YARD DEBRIS  
CART**

**RECYCLE CART**

**YARD DEBRIS**

Collection in the city limits of Sweet Home, Brownsville and Halsey is the same days as garbage collection during the green shaded weeks.

Yard debris is picked up weekly in May & November

**RECYCLING**

Collection for all Sweet Home Sanitation Customers is the same day as the garbage collection during the tan shaded weeks.

Please have your recycle cart to the curb by 5:00 a.m. on pick up day.

**"Stop at the Top"**  
fees may apply