

# 2024 Oregon Public Library Statistical Report

---

## *2024 Oregon Public Library Statistical Report*

### ***Sweet Home Public Library***

---

Megan Dazey  
1101 13th Avenue  
Sweet Home, OR 97386

mdazey@sweethomeor.gov  
O: 541-367-5007

### ***Megan Dazey***

---

mdazey@sweethomeor.gov  
O: 541-367-7027

# Application Form

---

## *Part 1 - General Information*

---

### Question 111 Was there a (geographic) boundary change in the legal service area in the last year?\*

Examples of boundary changes include:

- a municipality, county, or district annexes land
- when one municipality in a county becomes either an independent city or its own county necessitating its exclusion from the first county's geography
- an administrative entity contracts to provide public library service for some additional geographic area other than the geographic area for which it was established (e.g., a municipal library contracts to serve county residents)

No

### Question 113 New branches, bookmobiles, or change of location?\*

Has your library or any of its branches moved location (or otherwise changed physical address), *OR* did your library open a new branch or bookmobile during the last fiscal year?

No

### Question 118 Registered Users\*

3097

### Question 119 Registered Users Added\*

638

## *Part 2 - Staff & Volunteers*

---

### Question 201 Librarians with ALA/MLS (in FTE)\*

Include all Librarian positions at your library for which a Master's of Library Science degree (or equivalent) is a requirement or an expectation for the position.

**Note:** 1.0 FTE = 1 position at 40 hours per week (on average). For example, one position that is budgeted for 30 hours per week =  $1 \times (30/40) = 0.75$  FTE.

2.0

**Question 203 Total Librarians (in FTE)\***

Include all librarians (as FTE) working at your library here regardless of a MLS requirement, and *including* all FTE reported in Question 201 above.

**Note:** 1.0 FTE = 1 position at 40 hours per week (on average). For example, one position that is budgeted for 30 hours per week =  $1 \times (30/40) = 0.75$  FTE.

2.0

**Question 204 All other paid staff (in FTE)\***

Include all other library staff not reported in Questions 201 or 203 above.

**Note:** 1.0 FTE = 1 position at 40 hours per week (on average). For example, one position that is budgeted for 30 hours per week =  $1 \times (30/40) = 0.75$  FTE.

2.7

**FTE Staffing Notes**

If any of your FTE numbers in Questions 201, 203, or 204 have changed since last year's report, please provide a brief explanation.

Added a Librarian position, a part-time library assistant, and a part-time custodian position.

**Question 206 Total number of volunteers (individuals)\***

25

**Question 207 Total volunteer hours\***

648

**Question 209 Friends of the Library\***

Yes

**Question 210 Library Foundation\***

No

**Question 211 Number of full-time permanent positions (37.5 hours/week or more)\***

Report the number of permanent positions (individual positions, *not* FTE) budgeted at your library scheduled for 37.5 hours per week or more (on average). Include any currently vacant full-time positions. *Permanent* in this context refers to any position that is not specifically identified as temporary or on-call.

2

### Question 212 Number of part-time permanent positions between 20 and 37.5 hours/week\*

Report the number of permanent positions (individual positions, *not* FTE) budgeted at your library scheduled between 20 and 37.49 hours per week (on average). Include any currently vacant full-time positions. *Permanent* in this context refers to any position that is not specifically identified as temporary or on-call.

4

### Question 213 Number of part-time permanent positions (less than 20 hours/week)\*

Report the number of permanent positions (individual positions, *not* FTE) budgeted at your library scheduled for less than 20 hours per week (on average). Include any currently vacant full-time positions. *Permanent* in this context refers to any position that is not specifically identified as temporary or on-call.

1

### Question 214 Number of temporary or on-call positions\*

Report the number of temporary or on-call positions your library has. A *Temporary* position could be any limited-duration position (e.g., for grant-funded projects) that is not included in your library's regular staffing budget year-to-year. *On-call* positions are those that do not typically work a set number of hours per week or month.

0

### Staffing notes (general)

Optional.

## Part 3 - Revenue

### Local Government Operating Revenue

Please report your library's operating revenue, broken out by source (city, county, and/or district). Please round to the nearest dollar.

Question 301 City Revenue	\$600,000.00
Question 302 County Revenue	\$0.00
Question 303 District Revenue	\$0.00
Question 304 Total Local Government Revenue	600000

### Local Government Operating Revenue Notes

If any local government revenue source has experienced a change from the previous fiscal year +/-10%, please leave a note here.

### State Operating Revenue

Please round to the nearest dollar.

<b>Question 305a Ready to Read Grant</b>	\$1,717.00
<b>Question 305b All Other State Revenue (excluding Ready to Read grant)</b>	\$0.00
<b>Question 305 Total State Revenue</b>	1717

### State Operating Revenue Notes

If you have received funding from any Oregon state agency (other than from the State Library) as reported in Question 305b, please describe here. Ready to Read grant revenue will be pre-filled by the State Library.

### Federal Operating Revenue

Please round to the nearest dollar.

<b>Question 306 LSTA Grants</b>	\$18,876.00
<b>Question 308 All Other Federal Revenue (excluding LSTA Grants)</b>	\$0.00
<b>Question 309 Total Federal Revenue</b>	18876

### Federal Operating Revenue Notes

If you have received funding from any federal agency (other than via a LSTA grant from the State Library) as reported in Question 308, please describe here. LSTA grant revenue will be pre-filled by the State Library.

### Question 310 Other Operating Revenue\*

Report all operating revenue other than that reported on the local, state, and federal lines. Include fines and fees, non-capital monetary gifts and donations from local library foundations, businesses, corporations, or the public, interest from endowments, and grants from private sources. Count fines and fees even if the revenue is passed through to a different unit of government.

Round to the nearest dollar.

\$40,000.00

## Capital Revenue

Please report any capital revenue by source in the categories below.  
Round to the nearest dollar.

<b>Question 312 Local Government Capital Revenue</b>	\$0.00
<b>Question 313 State Government Capital Revenue</b>	\$0.00
<b>Question 314 Federal Government Capital Revenue</b>	\$0.00
<b>Question 315 Other Capital Revenue</b>	\$0.00
<b>Question 316 Total Capital Revenue</b>	0

## Capital Revenue Notes

If you have reported any amounts in Questions 312-315, please provide a brief description of what capital projects are planned or are underway at your library.

### Question 320 Local option levy?\*



Did your library receive operating funds from a local option levy during this fiscal year? Please answer *Yes* for any levy funding, whether it is specifically for library services or for a number of local services.

Yes

### Question 321 Year levy was established?



If you answered *Yes* to Question 320, please report the year in which the levy was first approved by voters. Format: YYYY.

If you do not have a levy, leave this field blank.

1984

### Question 322 Year levy expires?



If you answered *Yes* to Question 320, please report the year that the current levy expires.

Format: YYYY.

If you do not have a levy, leave this field blank.

2026

### Question 330 Bond measure?\*



Does your library currently receive capital funding through a bond measure?

No

### Question 331 Bond amount?



If you answered *Yes* to Question 330, what is the original bond amount that was passed (not including interest)?

### Question 332 Bond expiration date?



If you answered *Yes* to Question 330, what year does the current bond expire? Please enter the four-digit year.

## Part 4 - Expenditures

### Staffing Expenditures

Please round to the nearest dollar.

Question 401 Salaries and Wages	\$279,000.00
Question 402 Employee Benefits	\$129,000.00
Question 403 Total Staff Expenditures	408000

### Collections Expenditures

Please round to the nearest dollar.

<b>Question 406 Print materials expenditures</b>	\$30,000.00
<b>Question 407 Electronic materials expenditures</b>	\$15,000.00
<b>Question 408 Other materials expenditures</b>	\$5,000.00
<b>Question 409 Total Collection Expenditures</b>	50000

### Question 410a All Other Operating Expenditures\*

Round to the nearest dollar.

\$240,500.00

### Question 410b Internal service charges

Select all that apply.

Administration

### Operating Expenditures Notes

Optional

### Capital Expenditures

Please round to the nearest dollar.

<b>Question 412 Library Construction Expenditures</b>	\$0.00
<b>Question 413 Capital Equipment Expenditures</b>	\$0.00
<b>Question 414 Other Capital Expenditures</b>	\$0.00
<b>Question 415 Total Capital Expenditures</b>	0



## Capital Expenditures Notes

If you reported any capital expenditures in Questions 412-414, please describe.

### *Part 5 - Collections*

---

#### Question 501 Print Items\*

22873

#### Question 502 Print Items Added\*

3254

#### Question 503 Physical Audio Items\*

1204

#### Question 504 Physical Audio Items Added\*

121

#### Question 505 Physical Video Items\*

3817

#### Question 506 Physical Video Items Added\*

773

#### Question 507 Other Physical Library Materials\*

226

#### Question 508 Other Physical Library Materials Added\*

91

#### Question 511 Ebook units in Library2Go

This is pre-filled by the State Library.

62617

#### Question 512 Ebook Units Added to Library2Go

This is pre-filled by the State Library.

7261

### Question 513 Ebook Units Owned or Licensed Locally other than Library2Go Collection\*

List all other e-book units in your library's collection (purchased/licensed through an OverDrive Advantage account, Bibliotheca, etc.), or held by a consortia other than ODLC/Library2Go.

0

### Question 514 Ebook Units Added Owned or Licensed Locally\*

List all other e-book units added to your library's collection (purchased/licensed through an OverDrive Advantage account, Bibliotheca, etc.), or held by a consortia other than ODLC/Library2Go.

0

### Question 517 Digital Audiobook Units in Library2Go

This is pre-filled by the State Library.

40311

### Question 518 Digital Audiobook Units Added in Library2Go

This is pre-filled by the State Library.

4260

### Question 519 Digital Audiobook Units Owned or Licensed Locally\*

List all other digital audiobook units in your library's collection (purchased/licensed through an OverDrive Advantage account, Bibliotheca, etc.), or held by a consortia other than ODLC/Library2Go.

0

### Question 520 Digital Audiobook Units Added Owned or Licensed Locally\*

List all other digital audiobook units added to your library's collection (purchased/licensed through an OverDrive Advantage account, Bibliotheca, etc.), or held by a consortia other than ODLC/Library2Go.

0

### Question 525 Digital Video Units Owned or Licensed Locally\*

List all digital video units in your library's collection (purchased/licensed through Kanopy, etc.), or held by your district, cooperative, or consortia.

0

### Question 526 Digital Video Units Added, Owned or Licensed Locally\*

List all digital video units added to your library's collection (purchased/licensed through Kanopy, etc.), or held by your district, cooperative, or consortia.

0

### Question 533a Number of Physical Spanish language items\*

Please report the total number of *physical* items in the library's collection in Spanish. This should include all physical material types (print, audio, video).

55

### Question 533b Number of Digital Spanish language items\*

Please report the total number of *digital* items in the library's collection in Spanish. This should include all digital material types (e-books, audio, video).

0

### Question 534 Items in other languages

Please report items in the library's collection that are in languages other than English or Spanish. Check all that apply.

### Question 535 Databases Licensed Locally or by local consortium\*

Report the number of licensed electronic collections [previously called databases], for which temporary or permanent access rights have been acquired through payment by the local library, cooperative or consortium agreement. An example would be a genealogy database purchased by your library or funded by a regional consortium or cooperative for member libraries. An electronic collection is a collection of electronically stored data or unit records (facts, bibliographic data, abstracts, texts) with a common user interface and software for the retrieval and manipulation of the data. **Do not include audio and e-book collections with circulation periods.**

0

### Question 536 Databases Added Licensed Locally or by local consortium\*

See above - enter number of new resources added.

0

## Collections notes

Optional.

## Part 6 - Circulation & Collection Use

---

### Question 601 Successful Retrievals from Statewide Electronic Resources\*

The FY2023-24 usage reports from both **Gale** and **LearningExpress Library** are [now available here](#).

**Please note:** Libraries that provide access to Gale resources and LearningExpress Library through a central account for their library system (i.e., WCCLS and JCLS) should contact their library system administrator for assistance in getting the data for your specific library.

0

### Question 602 Successful Retrievals from Local Databases\*

Report retrievals of all *other* electronic collections (other than the Statewide databases) that require user authentication but do not have a circulation period. Typically, this information can be obtained from the vendor. If complete data is not accessible, please report what you can access.

0

**Physical Item Circulation**

For Questions 609-619, please report on the circulation of *physical* materials only.

**Question 609 Automatic Renewal of Physical Materials\***

Does your library automatically renew physical materials?

Yes

**Question 610 First time Circulation of Adult Materials\***

If your library does not differentiate materials circulation between age categories, enter *-1* here and report the total first-time circulation and renewals in Questions 618 and 619 respectively.

22011

**Question 611 Renewals of Adult Materials\***

If your library does not differentiate materials circulation between age categories, enter *-1* here and report the total first-time circulation and renewals in Questions 618 and 619 respectively.

14446

**Question 612 First time Circulation of Young Adult Materials\***

If your library does not differentiate materials circulation between age categories, enter *-1* here and report the total first-time circulation and renewals in Questions 618 and 619 respectively.

1693

**Question 613 Renewals of Young Adult Materials\***

If your library does not differentiate materials circulation between age categories, enter *-1* here and report the total first-time circulation and renewals in Questions 618 and 619 respectively.

1359

**Question 614 First time Circulation of Childrens Materials\***

If your library does not differentiate materials circulation between age categories, enter *-1* here and report the total first-time circulation and renewals in Questions 618 and 619 respectively.

16138

**Question 615 Renewals of Childrens Materials\***

If your library does not differentiate materials circulation between age categories, enter *-1* here and report the total first-time circulation and renewals in Questions 618 and 619 respectively.

9975

**Question 616 First time Circulation of Other library materials\***

If your library does not differentiate materials circulation, enter *-1* here and report the total first-time circulation and renewals in Questions 618 and 619 respectively.

-1

**Question 617 Renewals of Other library materials\***

If your library does not differentiate materials circulation, enter *-1* here and report the total first-time circulation and renewals in Questions 618 and 619 respectively.

-1

**Question 618 First time Circulation of Physical Materials not separated into above categories\***

0

**Question 619 Renewals of Physical Materials not separated into above categories\***

0

**Question 630 Circulation of Library2Go Materials**

This will be pre-filled by the State Library with help from the ODLC committee chair.

6832

**Question 631 Circulation of Locally Owned or Licensed eContent\***

Please report all e-content platform circulations here, *except* for general Library2Go content, if applicable. Include any circulation from additional e-content platforms purchased locally (including **OverDrive Advantage** circulation) here, or circs from additional shared consortium e-content collections. Please report **Kanopy** and **Hoopla** usage stats here.

0

**Question 650 Items loaned to other libraries within resource-sharing network\***

0

**Question 651 Interlibrary Loans - Items Loaned to All Other Libraries\***

Number of true ILLs loaned to libraries outside of your shared catalog or resource-sharing network.

0

**Question 653 Items borrowed from libraries within resource-sharing network\***

0

**Question 654 Interlibrary Loans - Items Borrowed from All Other Libraries\***

Number of true ILLs borrowed from libraries outside of your shared catalog or resource-sharing network.

0

**Question 660 Circulations Made to Non Residents without Charge\***

4440

**Circulation notes**

Optional.

***Part 7 - Programs & Services*****Question 701 Reference Transactions\***

0

**Question 701b Reference Transactions Reporting Method\***

N/A (we do not track reference transactions)

**Question 702 Does your library offer digital literacy instruction sessions?\***

Please report *Yes* if your library provides digital literacy instructional sessions that are:

- at least 15 minutes in duration; and
- scheduled (by appointment), one-on-one technical assistance in using a device, an application; or
- other online service as well as formal instruction by way of workshops, classes, etc.

Please report *Yes* if sessions enhance digital literacy skills in the areas of:

- basic computer skills
- navigating the Internet
- using email
- essential software skills in the areas of word processing, spreadsheets, and presentations
- Internet safety and privacy
- using social media.

Please do not count informal reference or informational transactions that only focus on the use of library services or online resources.

Yes

### Question 711 Meeting Room Usage\*

0

### Question 712 Does your library provide a Summer Reading Program\*

Yes

### Question 751 Live Program Sessions for Children Ages 0 to 5\*

A program session targeted at children ages 0-5 is any planned event for which the primary audience is infants, toddlers, or preschool-age children.

59

### Question 752 Attendance at Live Programs for Children Ages 0 to 5\*

The count of the audience at all program sessions for which the primary audience is children ages 0 to 5 years. Please count all attendees of these program sessions regardless of age.

973

### Question 753 Live Program Sessions for Children Ages 6 to 11\*

A program session targeted at children ages 6-11 is any planned event for which the primary audience is elementary-school-age children.

59

### Question 754 Attendance at Live Programs for Children Ages 6 to 11\*

The count of the audience at all program sessions for which the primary audience is children ages 6 to 11 years. Please count all attendees of these program sessions regardless of age.

1330

### Question 755 Live Program Sessions for Young Adults Ages 12 to 18\*

A young adult program session is any planned event for which the primary audience is young adults ages 12 to 18 years.

42

### Question 756 Attendance at Live Programs for Young Adults Ages 12 to 18\*

The count of the audience at all program sessions for which the primary audience is young adults ages 12 to 18 years. Please count all attendees of these program sessions regardless of age.

184

**Question 757 Live Program Sessions for Adults Age 19 or Older\***

An adult program session is any planned event for which the primary audience is adults age 19 or older.

74

**Question 758 Attendance at Live Programs for Adults Age 19 or Older\***

The count of the audience at all program sessions for which the primary audience is adults age 19 or older. Please count all attendees of these program sessions regardless of age.

257

**Question 759 Live General Interest Program Sessions\***

A general interest program session is any planned event that is appropriate for any age group or multiple age groups.

10

**Question 760 Attendance at Live General Interest Programs\***

The count of the audience at program sessions that are appropriate for any age group or multiple age groups. Please count all attendees of these program sessions regardless of age.

881

**Question 765 Number of Live, Virtual Program Sessions\***

A synchronous (live) virtual program session is any planned event that is streamed virtually and can be viewed live as it progresses (i.e., live-streaming).

0

**Question 766 Live, Virtual Program Attendance\***

The count of live attendance at virtual program sessions.

0

**Question 767 Total Number of Recorded Program Presentations\***

An asynchronous program presentation is any recording of program content that cannot be viewed live as it unfolds (i.e., on-demand streaming).

0

**Question 768 Total Views of Recorded Program Presentations within 30 days\***

The count of views of asynchronous program presentations for a period of 30 days the presentation was posted, even if that period extends beyond the survey reporting period (or fiscal year).

0



### Question 780 Number of self-directed activities

Optional. Estimates are fine. Please report the number of self-directed activities your library created throughout the year. Self-directed activities are program-like activities the library produces that do not necessitate direct staff interaction with patrons in real time. Report activities aimed at any age group. Activities can be onsite at the library, or elsewhere in the community. These may include, but are not limited to:

- Take-&-make kits
- Passive programs
- White board, magnetic poetry, and/or sticky-note prompts (for example, Question of the Week)
- Guessing jars
- Crafting corners
- Games and puzzles
- Scavenger hunts

30

### Question 781 Number of participants in self-directed activities.

Optional. Please report the approximate number of patrons participating in self-directed activities. Estimates are totally OKAY. For take-&-make kits, assume a 1-kit to 1-participant ratio, unless activities were designed for families/multi-generational interaction.

500

### Programs & Services Notes

Optional.

Crafting table changed monthly, coloring sheets always available, December open craft area.

## *Part 8 - Technology & Facilities*

---

### Question 801 Number of Sessions of Public Internet Computers and Devices\*

2522

### Question 801b Reporting Method for total number of Internet computer sessions\*

Actual count (we track each transaction as it happens)

### Question 802 Number of Public Internet Computers and Devices\*

6

### Question 803 Tell us about your library WiFi\*

Wi-Fi extends outside building (left on through evening hours after library closes)


### Question 804 Wireless Sessions\*

000

### Question 804b Reporting Method for Wireless Sessions\*

N/A (we don't track computer usage)


### Question 805a Advertised Internet Download Speed\*



Please report the top download speeds available to your library *as advertised by your Internet Service Provider* with your service plan (please report in Mbps).

106.01

### Question 806a Advertised Internet Upload Speed\*



Please report the top upload speeds available to your library *as advertised by your Internet Service Provider* with your service plan (please report in Mbps).

105.37

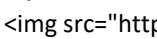
### Question 805t Type of Internet Connection\*



Please select the type of Internet service connection at your library. If you are unsure, please select *Other* and leave a note at the end of Part 8 in *Technology & Facilities Notes*. For multi-branch systems, please report the connection type for the main/central library here as applicable.

Cable

### Question 830 Does your library circulate devices for use outside of the library?\*

 Please report whether your library circulates computers/tablets/devices to patrons for use outside of the library building. Please include device that can be used to establish a connection to the Internet (hotspot or phone) or can be used to access digital information or online services (tablet, laptop, phone).

No

**Question 807 Name of Shared ILS Consortium\***

Linn Libraries Consortium

**Question 808 Name of Integrated Library System (ILS) product\***

Evergreen

**Question 810 Scheduled Weekday Open Hours\***

Report regularly scheduled hours in a typical week, open to 5pm Monday through Friday. For multi-outlet libraries, report only the hours for the main/central branch.

34

**Question 811 Scheduled Weeknight Open Hours\***

Report regularly scheduled hours in a typical week, 5pm to close Monday through Friday. For multi-outlet libraries, report only the hours for the main/central branch.

3

**Question 812 Scheduled Weekend Daytime Open Hours\***

Report regularly scheduled hours in a typical week, from open to 5pm Saturday & Sunday. For multi-outlet libraries, report only the hours for the main/central branch.

5

**Question 813 Scheduled Weekend Evening Open Hours\***

Report regularly scheduled hours in a typical week, from 5pm to close Saturday & Sunday. For multi-outlet libraries, report only the hours for the main/central branch.

0

**Question 815 Number of Weeks Library Was Open\***

For multi-outlet libraries, report only the weeks open for the main/central branch.

52

**Question 816 Total Number of Open Hours\***

For multi-outlet libraries, report only the total hours for the main or central library.

1768

**Question 817 Library Visits\***

33,824

**Question 817b Library Visits Reporting Method\***

Actual count (we track each visit as it happens)

**Question 822 Date of Most Recent Structural Remodel of Building\***

Please enter the year of your library's most recent structural remodel. For multi-outlet libraries, report on the main/central branch. If unknown, report 0000.

1969

**Question 825 Are you planning for a major capital project?\***

Is your library currently planning to build a new building, or to undertake a significant renovation of an existing building? If both (for multi-outlet systems), please select *Yes - Both*.

Yes - New building

**Change in Square Footage?\***

Did any of your library's facilities gain or lose square footage during this period?

No

**Technology & Facilities notes**

Optional.

***Part 9 - Fines, Fees, & Salary Survey***

---

**Question 901 Overdue Fines for Adult Materials\***

Does your library charge overdue fines on adult materials?

No

**Question 902 Overdue Fines for Childrens Materials\***

Does your library charge overdue fines on children's materials?

No

**Question 903 Overdue Fines for Young Adult Materials\***

Does your library charge overdue fines on materials for young adults (YA)?

No

**Question 904 Notes on fines****Question 905 Fee for Interlibrary Loans\***

We don't offer ILL at our library

**Question 906 Annual fee for nonresident patrons\***

\$35.00

**Question 950 Director Hourly Salary Low**

Please report the bottom of the salary range as an hourly equivalent (annual salary / 2,080 hours = hourly wage) or (monthly salary x 12 months / 2,080 = hourly wage).

\$44.40

**Question 951 Director Hourly Salary High**

Please report the top of the salary range as an hourly equivalent (annual salary / 2,080 hours = hourly wage) or (monthly salary x 12 months / 2,080 = hourly wage).

\$51.93

**Question 952 Supervisory Librarian Hourly Salary Low**

Please report the bottom of the salary range as an hourly equivalent (annual salary / 2,080 hours = hourly wage) or (monthly salary x 12 months / 2,080 = hourly wage).

\$0.00

**Question 953 Supervisory Librarian Hourly Salary High**

Please report the top of the salary range as an hourly equivalent (annual salary / 2,080 hours = hourly wage) or (monthly salary x 12 months / 2,080 = hourly wage).

\$0.00

**Question 954 Non Supervisory Librarian Hourly Salary Low**

Please report the bottom of the salary range as an hourly equivalent (annual salary / 2,080 hours = hourly wage) or (monthly salary x 12 months / 2,080 = hourly wage).

\$28.96

**Question 955 Non Supervisory Librarian Hourly Salary High**

Please report the top of the salary range as an hourly equivalent (annual salary / 2,080 hours = hourly wage) or (monthly salary x 12 months / 2,080 = hourly wage).

\$33.86

**Question 956 Library Assistant Hourly Salary Low**

Please report the bottom of the salary range as an hourly equivalent (annual salary / 2,080 hours = hourly wage) or (monthly salary x 12 months / 2,080 = hourly wage).

\$19.27

### Question 957 Library Assistant Hourly Salary High

Please report the top of the salary range as an hourly equivalent (annual salary / 2,080 hours = hourly wage) or (monthly salary x 12 months / 2,080 = hourly wage).

\$22.53

### Question 958 Library Clerk Hourly Salary Low

Please report the bottom of the salary range as an hourly equivalent (annual salary / 2,080 hours = hourly wage) or (monthly salary x 12 months / 2,080 = hourly wage).

\$0.00

### Question 959 Library Clerk Hourly Salary High

Please report the top of the salary range as an hourly equivalent (annual salary / 2,080 hours = hourly wage) or (monthly salary x 12 months / 2,080 = hourly wage).

\$0.00

## *Part 10 - Admin Information & Policies*

---

### Question 1001 Population Served

Completed by the State Library.

10028

The following **Questions 1009 - 1013** are required and will be used to help determine whether your library meets the Minimum Conditions for Public Libraries in Oregon as established by HB2243. For more information on these minimum conditions, please [refer to this guide](#).

### Question 1009 Link to Statewide Gale Resources\*

[https://www.galepages.com/oregon\\_sl](https://www.galepages.com/oregon_sl)

### Question 1011 Link to Library Collection Management Policy\*

[https://www.sweethomeor.gov/sites/default/files/fileattachments/library/page/611/library\\_policy\\_manual\\_september2023.pdf](https://www.sweethomeor.gov/sites/default/files/fileattachments/library/page/611/library_policy_manual_september2023.pdf)

### Question 1012 Link to Library Circulation Policy\*

[https://www.sweethomeor.gov/sites/default/files/fileattachments/library/page/611/library\\_policy\\_manual\\_september2023.pdf](https://www.sweethomeor.gov/sites/default/files/fileattachments/library/page/611/library_policy_manual_september2023.pdf)

### Question 1013 Link to Library Patron Confidentiality Policy\*

[https://www.sweethomeor.gov/sites/default/files/fileattachments/library/page/611/library\\_policy\\_manual\\_september2023.pdf](https://www.sweethomeor.gov/sites/default/files/fileattachments/library/page/611/library_policy_manual_september2023.pdf)

## Policies notes

Optional.

*[Unanswered]*

## ***Reporting Burden / Branch and Bookmobile Report***

---

### **Branches/Bookmobiles**

If your library has a bookmobile and/or multiple branches, please click on the 'globe' icon or copy & paste this URL to complete the data needed for each branch/bookmobile.

If this field is blank, your library only has one service location and you can ignore this question!

### **Reporting Burden (in hours)\***

Please report the total number of hours spent collecting and reporting this data for your library. Include all staff and/or volunteer time involved, as well as any time spent throughout the year compiling these statistics. Round to the nearest hour.

7

## File Attachment Summary

---

### *Applicant File Uploads*

*No files were uploaded*