

# Exhibit A

**AREA C**  
PARCEL 1 PP 2022-49  
EXISTING AREA: 131,938 SQ FT (3.03 AC)  
PROPOSED AREA: 133,939 SQ FT (3.08 AC)

**AREA B**  
PARCEL 1 PP 2022-50  
EXISTING AREA: 39,290 SQ FT  
PROPOSED AREA: 43,981 SQ FT

**AREA A**  
PARCEL 2 PP 2022-50  
EXISTING AREA: 47,353 SQ FT (1.09 AC)  
PROPOSED AREA: 50,430 SQ FT (1.16 AC)

APPROXIMATE  
CENTERLINE  
OF WILEY CREEK

P. 3 REDWOOD AVENUE P. 2  
P. 4 TO BE VACATED P. 5

**AREA E**  
PARCEL 2 PP 2022-01  
EXISTING AREA: 26,506 SQ FT  
PROPOSED AREA: 34,356 SQ FT

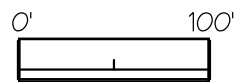

**AREA F**  
TO BE VACATED  
REDWOOD AVENUE  
TRACT 1 PP 1994-58  
EXISTING AREA: 19,618 SQ FT  
PROPOSED AREA: 0 SQ FT

**AREA D**  
PARCEL 2 PP 2022-49  
EXISTING AREA: 18,450 SQ FT  
PROPOSED AREA: 20,450 SQ FT

20' WIDE ACCESS  
EASEMENT  
PER MF VOLUME 136  
PAGE 705

53RD STREET

COUNTY ROAD 35




REDWOOD AVENUE  
VACATION OF RIGHT OF WAY  
FILE NO. VC22-01

SE 1/4 NW 1/4, SECTION 27  
T. 13 S., R. 1 E., WILLAMETTE MERIDIAN  
LINN COUNTY, OREGON

DRAWN BY: ROB KEENE, LSI 92707  
MARCH 14, 2023

**Cascade Timber  
Consulting, Inc.**



3210 Hwy. 20, PO Box 446  
Sweet Home, OR 97386  
Phone: (541) 367-2111