



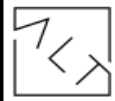
Location: Oregon

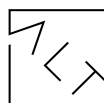
Type: A Frames

20' A Frame Picture Reference:



20' A Frame Breakdown:

INTERIOR SIDE WALLS/CEILING	Cedar Wood Shiplap (With Natural Sealant) or White MDF Shiplap	
INTERIOR END WALLS	Plywood End Walls (Painted Black or White)	
EXTERIOR ROOFING	Standing Seam Metal Roofing	
EXTERIOR FRONT SIDING	Thermory Wood Siding	
FLOORING	Laminate Flooring(Grey, Blonde or Brown)	
BASEBOARD/TRIM	Black or White	
COUNTERTOPS/TABLE	Butcher Block, Natural Color	
CABINETS/FURNISHINGS	White or Black	
FIXTURES/HARDWARE	Black	
HVAC	10K BTU Portable HVAC Unit	
INSULATION	Batt Foam Insulation (R-13)	
WALL FRAMING	Metal Stud Wall Framing	
BASE/SUBFLOOR	Steel Framed Base with Plywood Subfloor	
ELECTRICAL	110V Electrical (Black Outlets and Switches)	



Retail Price Per Unit: \$74,500 - Deluxe Model

**Price does not include permitting, taxes, delivery and installation.*


- *Discount for Qty. 5 Units: \$2,000/Each*
- *Discount for Qty. 10 Units: \$3,000/Each*

Estimated Delivery Costs for July: costs can vary depending on what month an order is placed

- One 20' A Frame: ~\$3,400
- Two 20' A Frame: ~\$4,000 (**\$2,000/Each when shipped two at a time*)
 - **There may be cost savings in shipping two 20' A Frames at a time since we can potentially fit two 20' A frames onto one 40' wide load trailer for transportation.*

Popular Upgrade Options:

UPGRADE OPTIONS




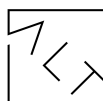
Go 'On-Wheels'
(Includes RV Certification)

12'L Model With Stairs (No Deck) | \$10,500
12'L Model With Stairs and 4' Front Deck | \$13,500
16'L Model With Stairs (No Deck) | \$12,500
16'L Model With Stairs and Front Deck | \$15,500
20'L Model With Stairs (No Deck) | \$15,500

INDIVIDUAL UPGRADES

24" x 24" Triangular Window (\$1,500)
24" x 48" Venting Window on Slanted Wall (\$3,000)
Kitchenette (\$3,000) *No Plumbing
Kitchen (\$6,000)
**Includes Sink, Faucet, Water Heater and Stove Top.*
Built In Elevated QN Size Bed (\$3,000)
Built in Sunken QN Size Bed (\$4,900)
**Has room for a mattress to pull out underneath as well to sleep 4 total.*
Add Pull Out Trundle Bed Under QN Bed (\$1,600)
Folding Butcher Block Kitchen Bar Table (\$800)
Upgrade Shower Walls to Tile (\$3,500)
**Standard Bathroom is Tile Floor with Metal Walls*
10K BTU Portable HVAC, Vented (\$750)
Mini Refrigerator (\$300)
Microwave (\$185)
Upgrade Entry Door to 5 Lite Modern Door (\$650)
Upgrade to R-21 Closed Cell Spray Foam Insulation (\$3,400/\$4,200)
Add R-14 Closed Cell Spray Foam to Underside (\$1,150/\$1,500)





Price Comparison Between Models: (For Reference)

ALT LUXE A-FRAME TINY CABIN



10'W x 20'L x A-FRAME TINY CABIN 200 S.F.	ECO MODEL	BASE MODEL	DELUXE MODEL	PREMIER MODEL
Pricing:	\$59,500	\$69,000	\$74,500	\$79,500
10'W x 20'L Steel Base with Plywood Subfloor	✓	✓	✓	✓
Build Out: Framing, Electrical, Insulation, Interior Walls & Flooring.	✓	✓	✓	✓
Build Finishes: Standard (<i>View Product Details Catalog</i>)	✓	✓	✓	✓
Window: 60" x 60" Triangular Window (<i>On Back Wall</i>)	✓	✓	✓	✓
Main Entry: 3 Lite Modern 30" x 80" Outswing Entry Door (<i>Black</i>)	✓	✓	✓	✓
Full Bathroom: Entry Door, Toilet, Shower, Vanity, Water Heater & Mirror		✓	✓	✓
Kitchenette(78"W): 36" Cabinet, 18" Cabinet, 24" Open Space <i>*Black or White Cabinets, Butcher Block Top and Black Hardware</i> <i>*Includes Sink, Faucet and Stove Top</i>			✓	✓
Additional Window: 24" x 24" Triangular Window (<i>Above Entry Door</i>)				✓
Appliance Package: 10K BTU Portable HVAC Unit & Mini Fridge				✓
Built-In Elevated Queen Size Bed <i>*Does not include mattress.</i>				✓

