



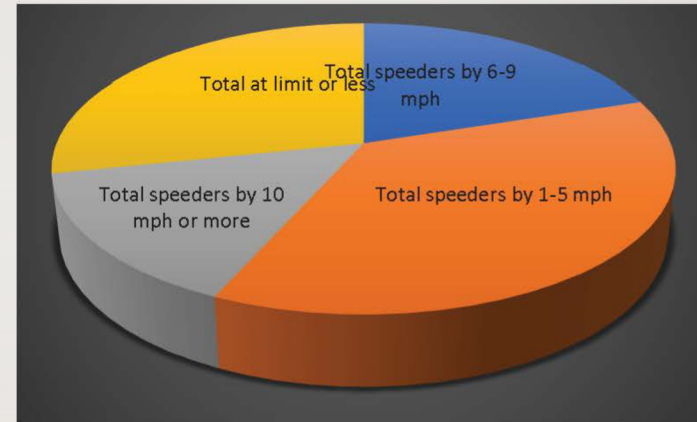
TRAFFIC ENFORCEMENT DATA AND EFFORTS

CLARK MILL

I 300 BLOCK

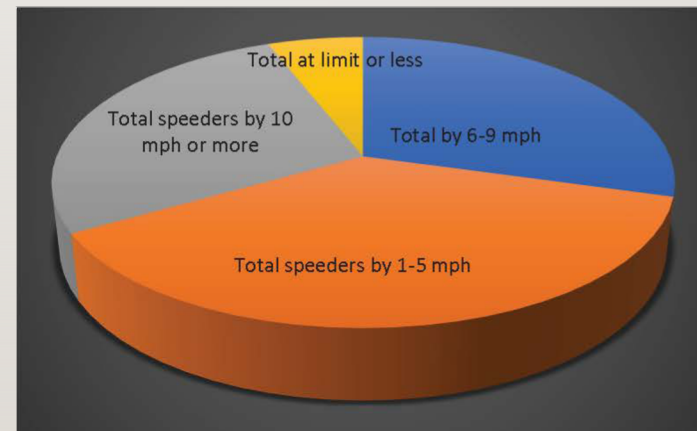
25 mph

Nov. 15, 2021, 15:54-16:39



Samples: 60
Median Speed: 28.5
85th Percentile: 33.3
Max Speed: 42
**Speeding by
6 mph plus: 35%**

Jan. 17, 2022, 16:04-16:49



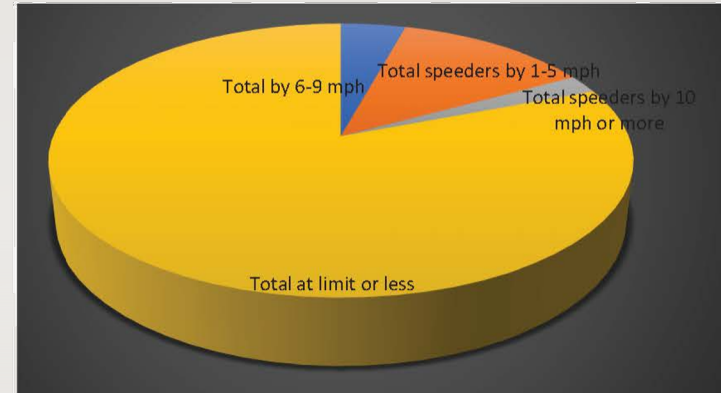
Samples: 51
Median Speed: 31
85th Percentile: 35.5
Max Speed: 41
**Speeding by
6 mph plus: 56.9%**

LONG STREET

4500 BLOCK

35 mph

Nov. 22, 2021, 16:04-16:49



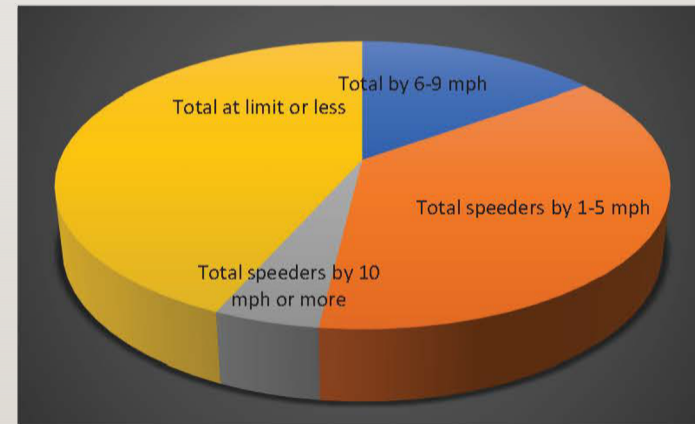
Samples: 47
Median Speed: 28.5
85th Percentile: 33.3
Max Speed: 42
**Speeding by
6 mph plus: 6.4%**

LONG STREET

4000 BLOCK

35 mph

Jan. 31, 2022, 16:04-16:49



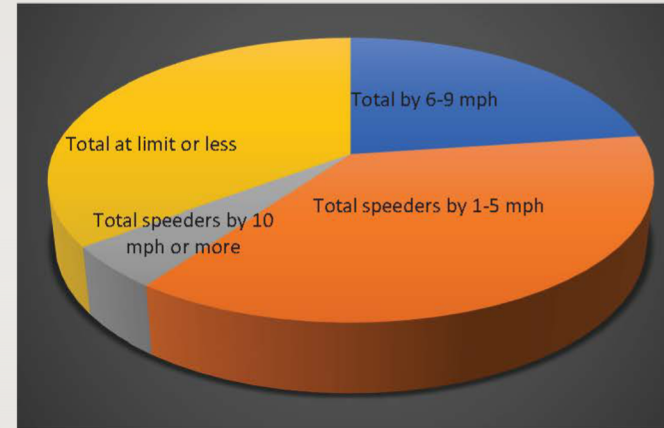
Samples: 106
Median Speed: 36
85th Percentile: 41
Max Speed: 49
**Speeding by
6 mph plus: 19.8%**

MAIN STREET

5400 BLOCK

45 mph

Oct. 8, 2021, 16:28-16:58



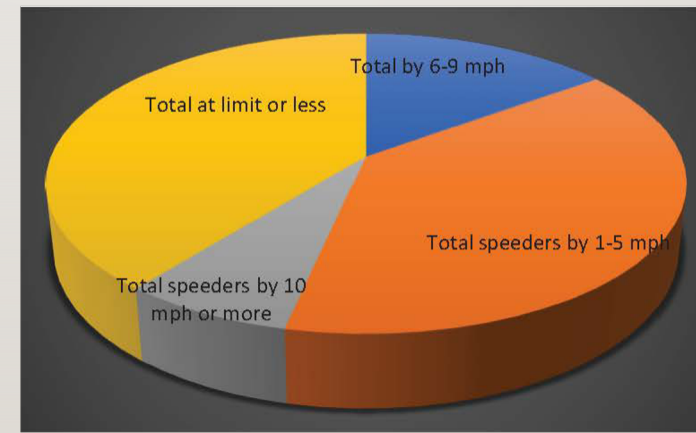
Samples: 267
Median Speed: 47
85th Percentile: 52
Max Speed: 61
**Speeding by
6 mph plus: 27.7%**

MAIN STREET

4200 BLOCK

45 mph

March 15, 2022, 16:25-16:55



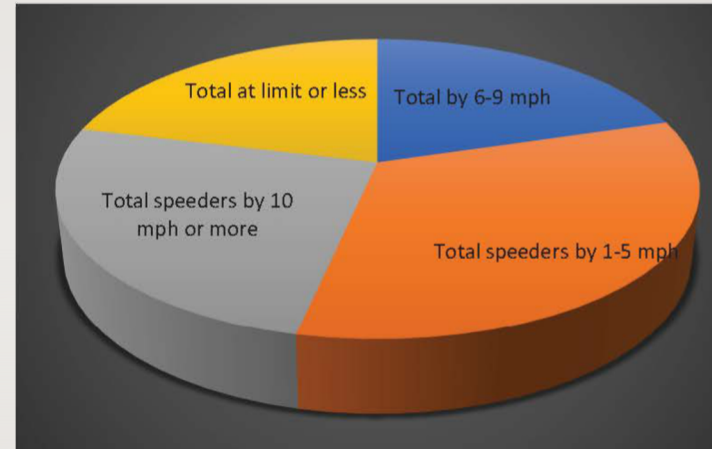
Samples: 367
Median Speed: 47
85th Percentile: 52
Max Speed: 61
**Speeding by
6 mph plus: 22.4%**

MOUNTAIN VIEW

900 BLOCK

25 mph
(partial school zone)

March 10, April 28, May 2, 2022



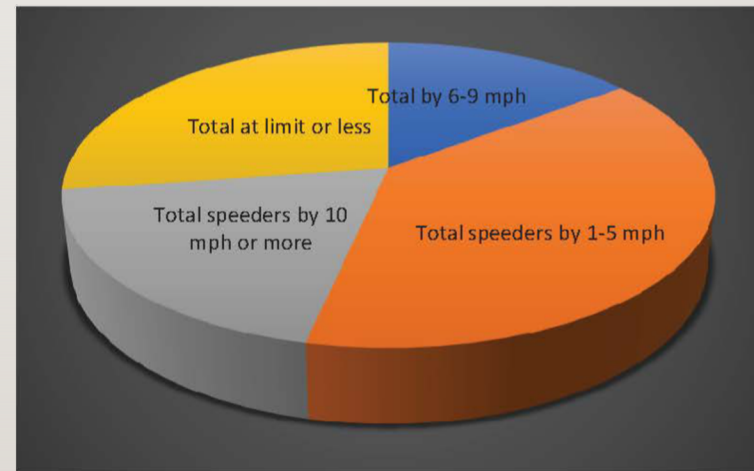
Samples: 118
Median Speed: 30
85th Percentile: 36.5
Max Speed: 44
**Speeding by
6 mph plus: 45.8%**

MOUNTAIN VIEW

900 BLOCK

20 mph
(school zone)

May 3, 2022, 15:02-15:47



Samples: 88
Median Speed: 24
85th Percentile: 30
Max Speed: 42
**Speeding by
6 mph plus: 34.1%**

**The lower statistics here are primarily driven by lower speeds at the Junior High pickup time. Speeds increased after approximately 15:15.*