

TOWN OF SWANSBORO
FINANCIAL REPORT
(AS OF JUNE 30, 2025)

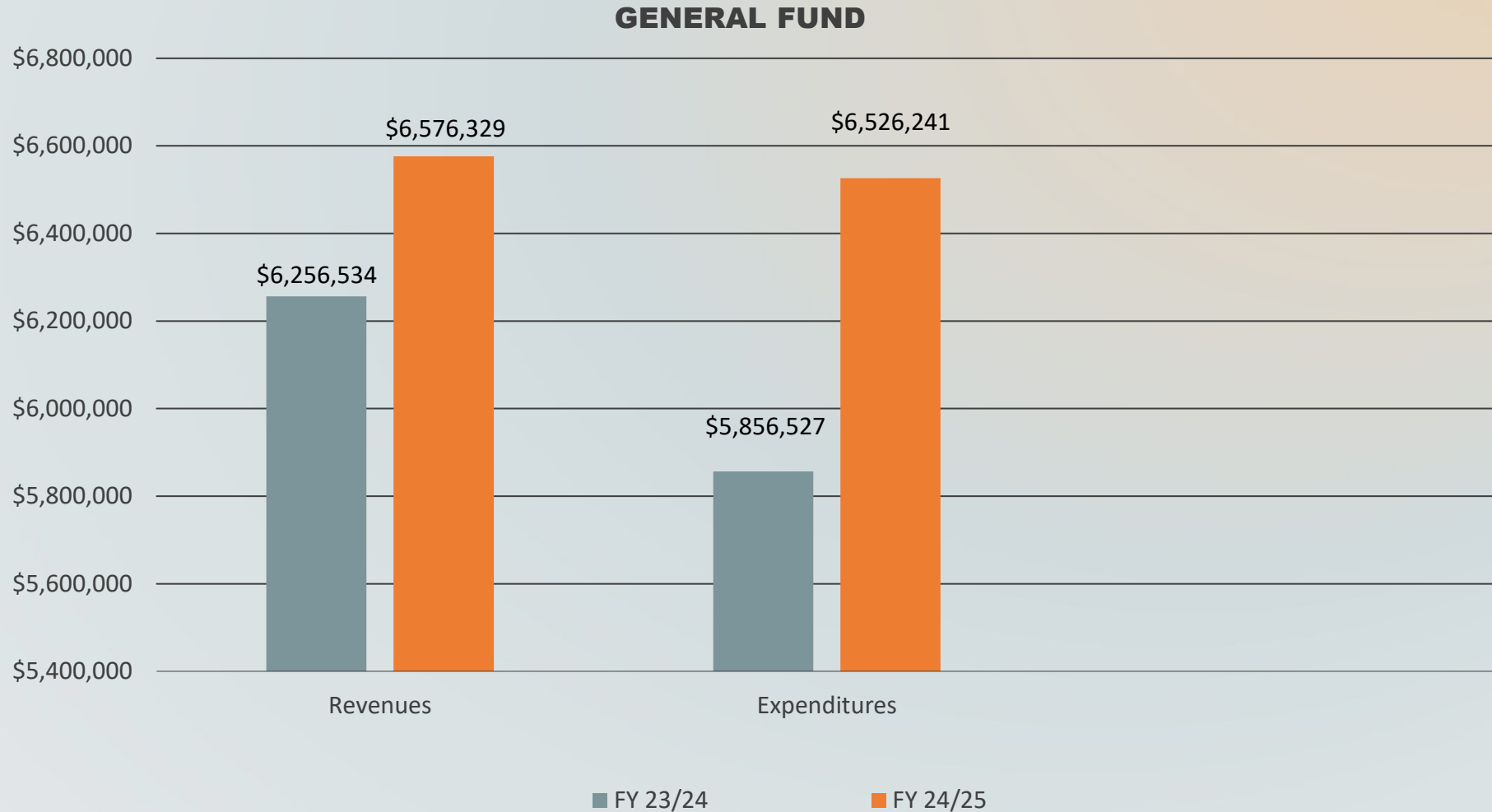
REVENUES

EXPENDITURES

LOAN PAYMENTS

INVESTMENTS

**TOWN OF SWANSBORO
REVENUES/EXPENDITURES
TWO YEAR COMPARISON
(AS OF JUNE 30, 2025)**

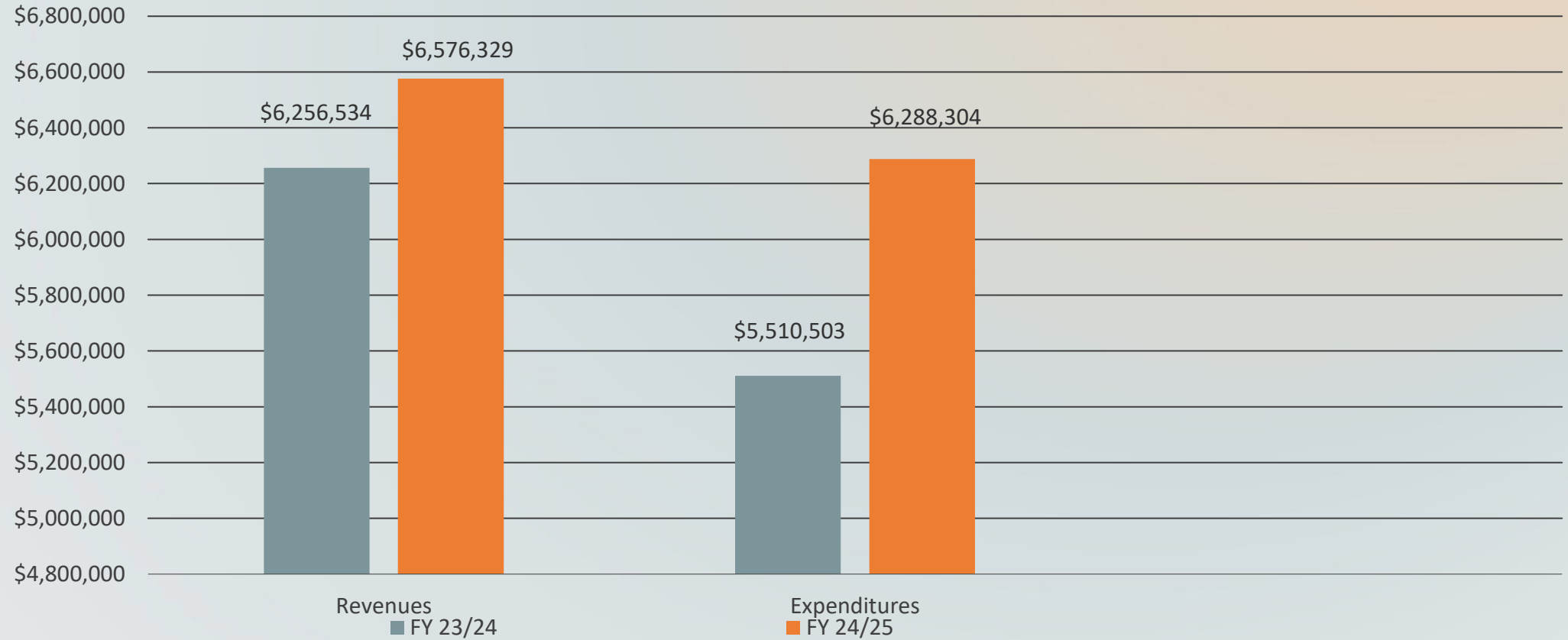


ENCUMBRANCES INCLUDED
Total Excess of Revenues Over Expenditures \$50,088

**TOWN OF SWANSBORO
REVENUES/EXPENDITURES
TWO YEAR COMPARISON
(AS OF JUNE 30, 2025)**

(ACTUAL)

GENERAL FUND

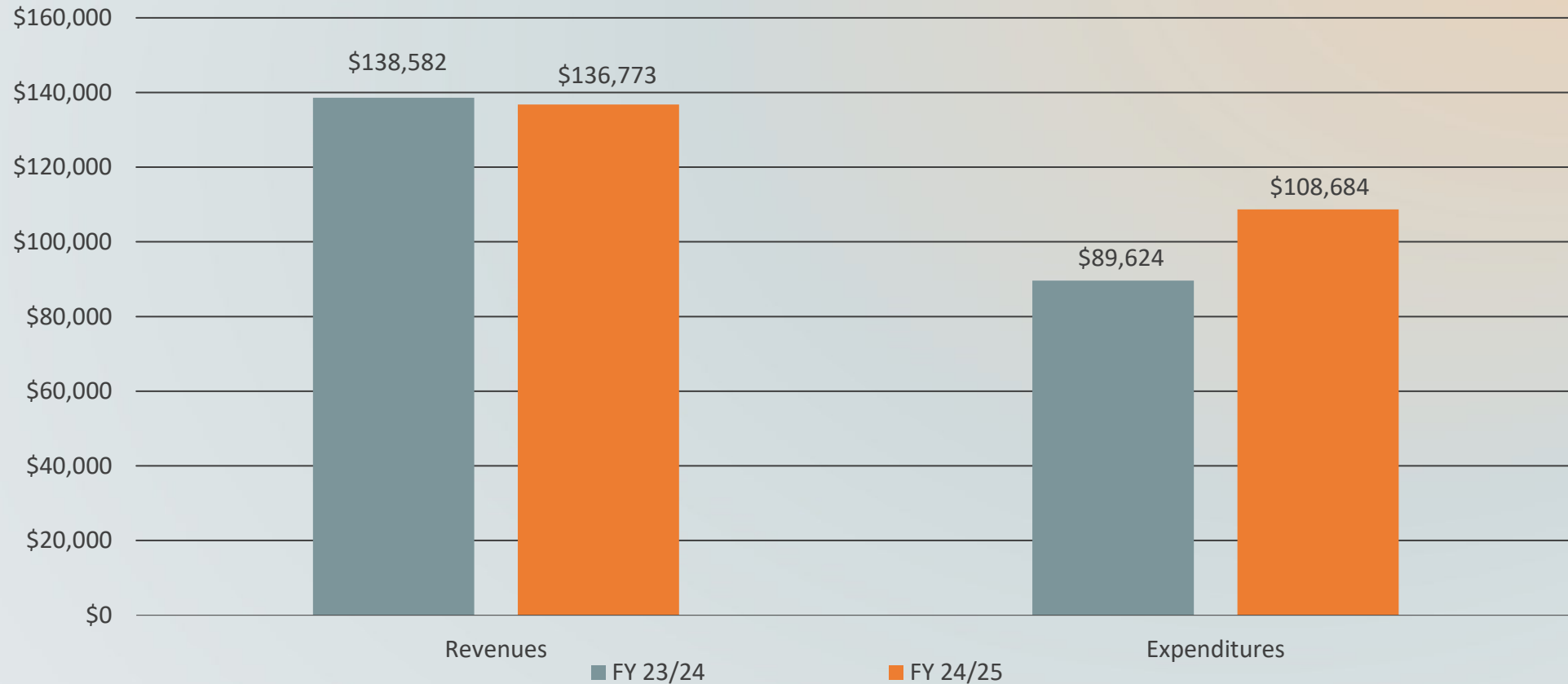


(ENCUMBRANCES NOT INCLUDED)
Total Excess of Revenues Over Expenditures \$288,025

DEPT.	BUDGET	YTD ACTUAL	(PURCHASE ORDERS) ENCUMBERED BALANCE	SPENT % June 30, 2025
GOVERNING BODY	48,595	41,980	1,450	89.4%
ADMIN SERVICES	432,052	404,928	558	93.9%
FINANCE	315,178	278,439	2,671	89.2%
LEGAL	63,300	62,121	-	98.1%
PUBLIC BUILDINGS	439,973	347,867	2,066	79.5%
FIRE	2,238,274	1,596,797	9,150	71.7%
PERMITTING	318,514	309,393	954	97.4%
PLANNING	86,293	83,361	-	96.6%
POLICE	1,442,156	1,059,312	69,310	78.3%
PUBLIC WORKS-STREETS	1,467,842	873,137	68,370	64.1%
POWELL BILL-STREETS	191,791	119,069	63,501	95.2%
PARKS & RECREATION	498,787	313,685	12,293	65.4%
DOWNTOWN FACILITIES	132,226	119,591	3,028	92.7%
EMERGENCY MANAGEMENT	15,708	13,737	50	87.8%
FESTIVALS & EVENTS	134,635	115,947	3,582	88.8%
NON DEPARTMENTAL	626,476	548,939	954	87.8%
TOTAL	8,451,800	6,288,304	237,937	77.22%

**TOWN OF SWANSBORO
REVENUES/EXPENDITURES
TWO YEAR COMPARISON
(AS OF JUNE 30, 2025)**

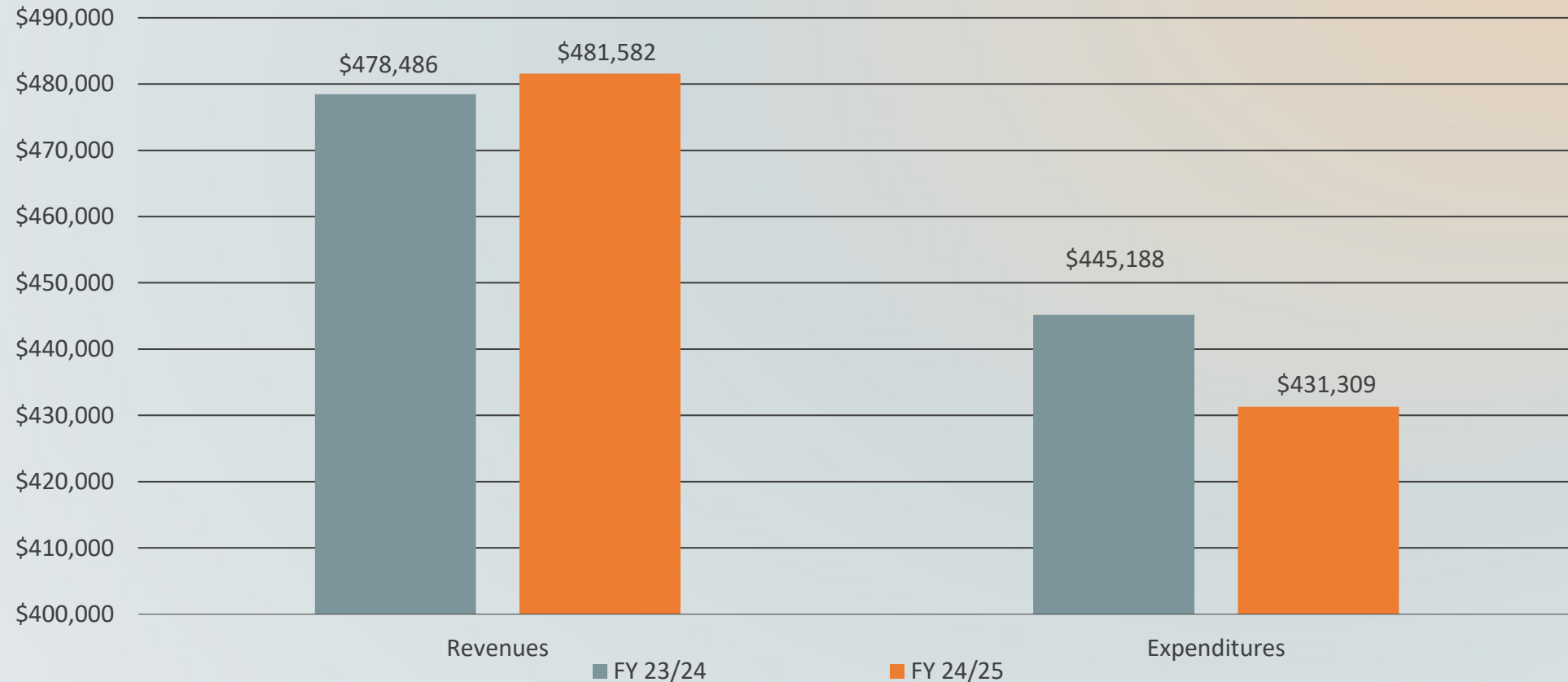
STORMWATER ENTERPRISE FUND



ENCUMBRANCES INCLUDED
Total Excess of Revenues Over Expenditures \$28,089

**TOWN OF SWANSBORO
REVENUES/EXPENDITURES
TWO YEAR COMPARISON
(AS OF JUNE 30, 2025)**

SOLID WASTE ENTERPRISE FUND



ENCUMBRANCES INCLUDED
Total Excess of Revenues Over Expenditures \$50,273

**TOWN OF SWANSBORO
LOAN REPORT
(AS OF JUNE 30, 2025)**

Item	Principal Balance	Interest Rate	End Date	Annual Debt Service
Town Hall/Tanker	\$241,087	2.69	03/21/2028	\$84,724
Public Safety Facility	\$0.00 PAID IN FULL	2.58	12/22/2024	
Fire Truck	\$92,139	2.08	11/01/2026	\$47,512
Sleeping Quarters	\$50,000	2.43	12/14/2026	\$26,823
Grapple Truck/Town Hall Generator	\$0.00 PAID IN FULL	1.72	6/25/2025	
Vehicles(Police & Fire Department) & Software	\$22,955	1.84	7/15/2026	\$23,377
Cab Tractor/Dump Truck	\$208,276	4.82	4/3/2029	\$58,491
Jet Vac Truck, Police Vehicle, (2) Fire Chief Vehicles	\$570,000	4.40	12/31/2029	\$129,183
Total Debt	\$1,184.457			\$370,110

**TOWN OF SWANSBORO
CASH & INVESTMENTS REPORT
(AS OF JUNE 30, 2025)**

CASH & INVESTMENTS

BANK	BALANCE	INTEREST RATE
First Citizens Bank	\$313,180	.05%
NC CMT-General	\$5,911,383	4.20%
TD Bank (SCIF Funds for EOC & Sidewalks)	\$9,644,293	4.18%

GRANT UPDATE

	Budget	YTD Expenditures	Encumbrances	Unencumbered
American Rescue Plan Act Fund	\$1,102,599	\$1,064,939	\$37,660	\$0.00
Swansboro Bicentennial Park Boardwalk Extension	\$386,650	\$384,314	\$0	\$2,336
Emergency Operation Center	\$9,562,435	\$33,478	\$0	\$9,528,957
Emmerton School Repairs	\$499,000	\$213,367	\$0	\$285,633
Stormwater Master Plan	\$400,000	\$208,361	\$0	\$191,639
Total Outstanding Grants	\$11,950,684	\$1,904,459	\$37,660	\$10,008,565

Any Questions

?