

**TOWN OF SWANSBORO
FINANCIAL REPORT
(AS OF DECEMBER 31, 2025)**

REVENUES

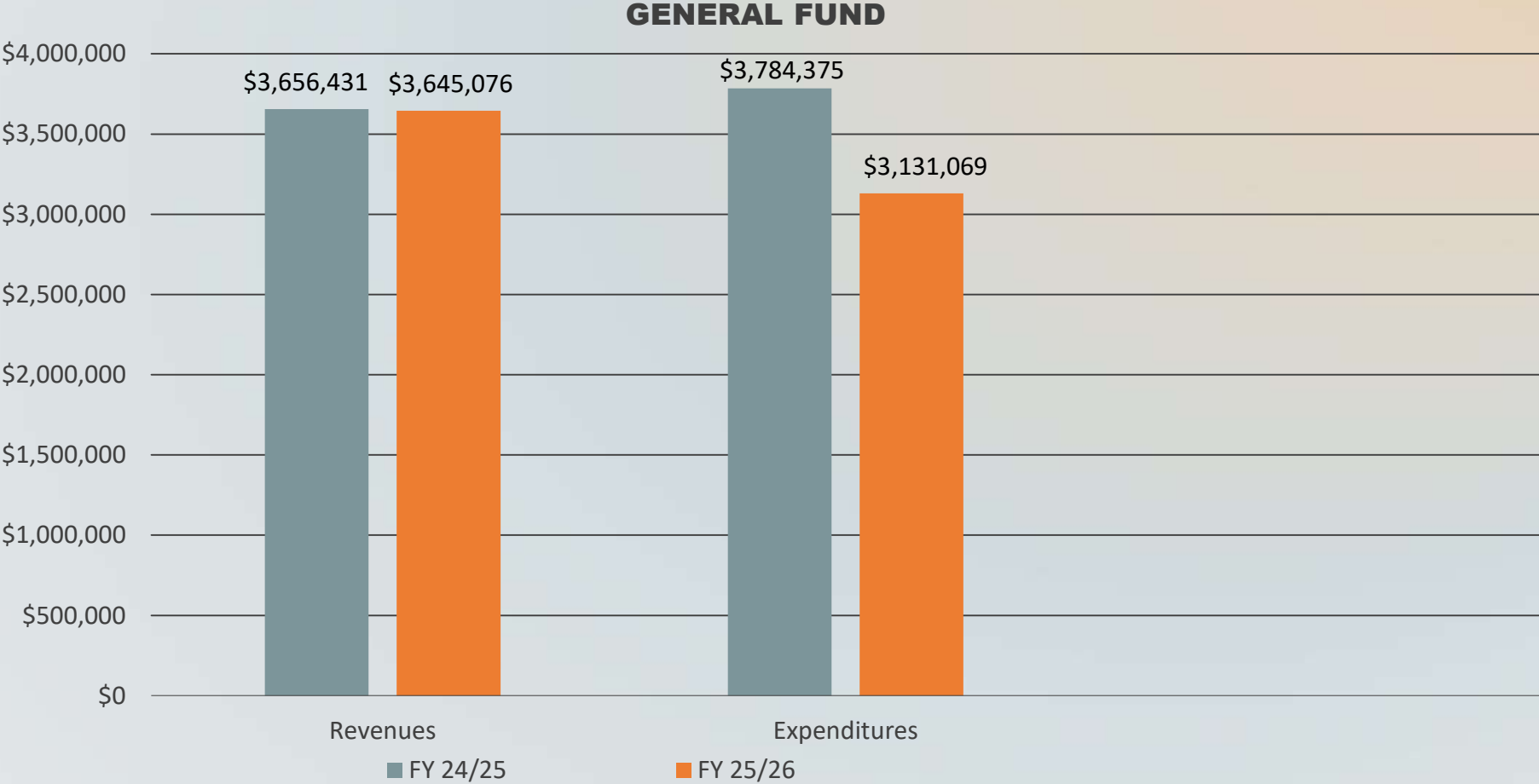
EXPENDITURES

LOAN PAYMENTS

INVESTMENTS

GRANT UPDATE

**TOWN OF SWANSBORO
REVENUES/EXPENDITURES
TWO YEAR COMPARISON
(AS OF DECEMBER 31, 2025)**

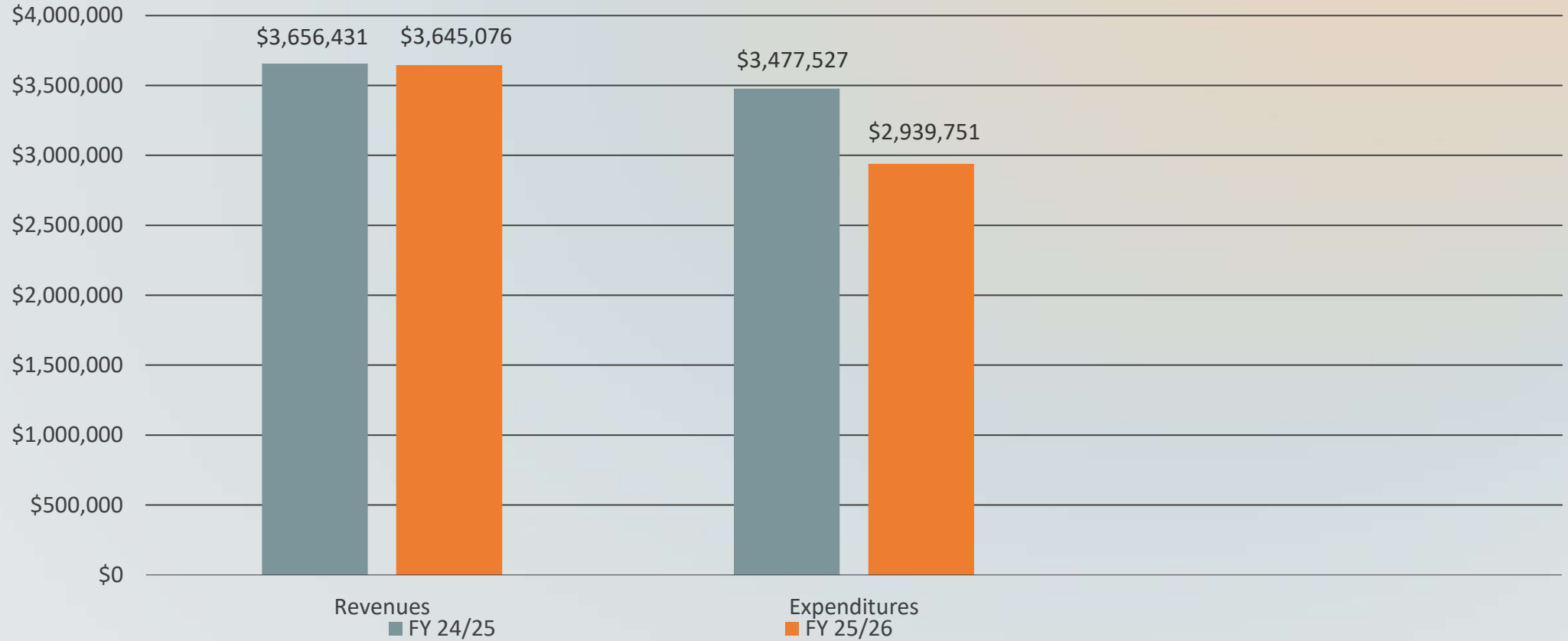


ENCUMBRANCES INCLUDED
Total Excess of Revenues Over Expenditures-\$514,007

**TOWN OF SWANSBORO
REVENUES/EXPENDITURES
TWO YEAR COMPARISON
(AS OF DECEMBER 31, 2025)**

(ACTUAL)

GENERAL FUND



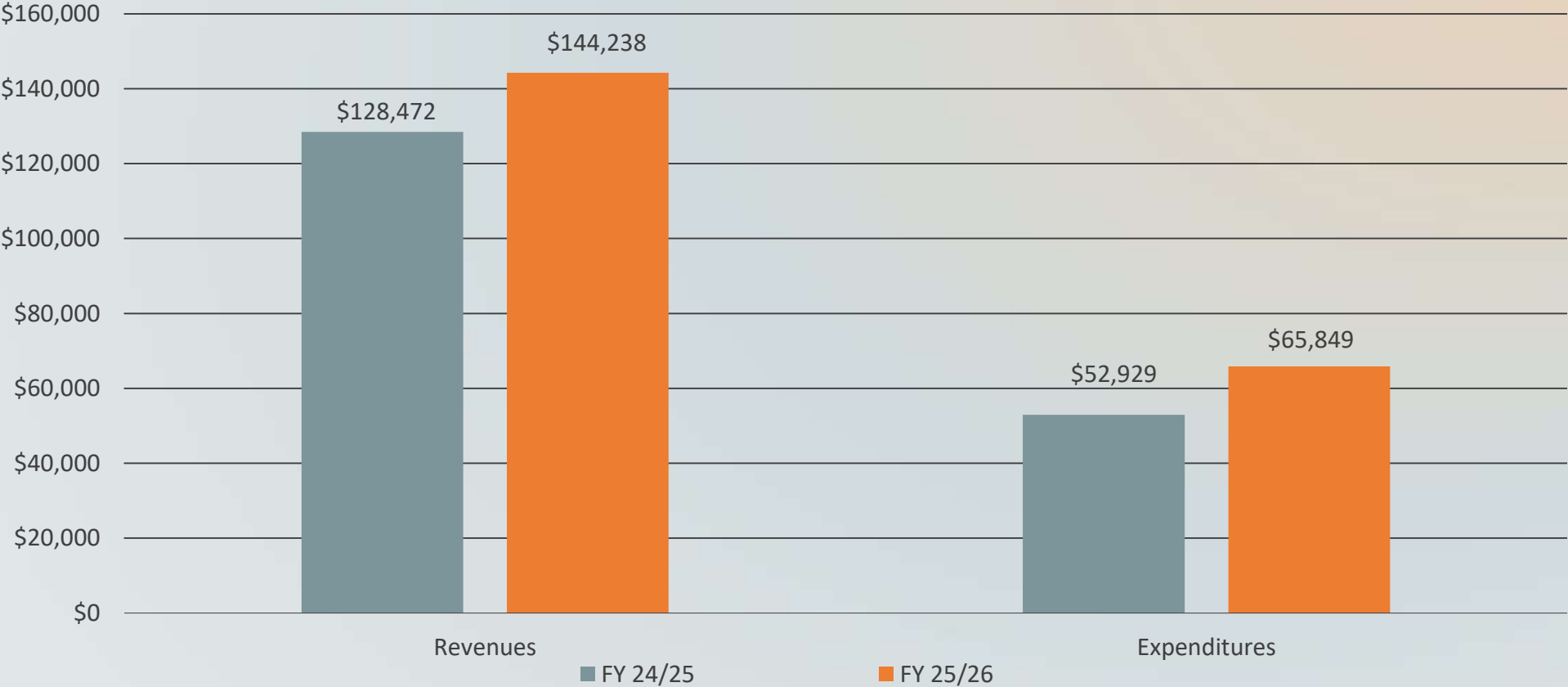
(ENCUMBRANCES NOT INCLUDED)

Total Excess of Revenues Over Expenditures- \$705,325

DEPT.	BUDGET	YTD ACTUAL	(PURCHASE ORDERS) ENCUMBERED BALANCE	SPENT % December 31, 2025
NON DEPARTMENTAL	581,365	382,256	589	65.9%
GOVERNING BODY	297,004	25,458	2,104	9.3%
ADMIN SERVICES	445,135	202,377	1,828	45.9%
FINANCE	337,748	155,044	1,199	46.3%
LEGAL	59,300	17,945	-	30.3%
PUBLIC BUILDINGS	300,115	87,973	15,558	34.5%
FIRE	1,607,343	830,895	26,251	53.3%
PERMITTING	301,128	137,855	2,120	46.5%
PLANNING	92,066	53,866	-	58.5%
POLICE	1,429,971	544,291	108,071	45.6%
PUBLIC WORKS-STREETS	840,983	187,702	1,954	22.6%
POWELL BILL-STREETS	126,580	4,148	367	3.6%
PARKS & RECREATION	573,067	171,585	20,217	33.5%
DOWNTOWN FACILITIES	108,451	57,963	1,235	54.6%
FESTIVALS & EVENTS	154,689	73,477	9,084	53.4%
EMERGENCY MANAGEMENT	12,000	6,915	740	63.8%
TOTAL	7,266,945	2,939,751	191,318	43.09%

**TOWN OF SWANSBORO
REVENUES/EXPENDITURES
TWO YEAR COMPARISON
(AS OF DECEMBER 31, 2025)**

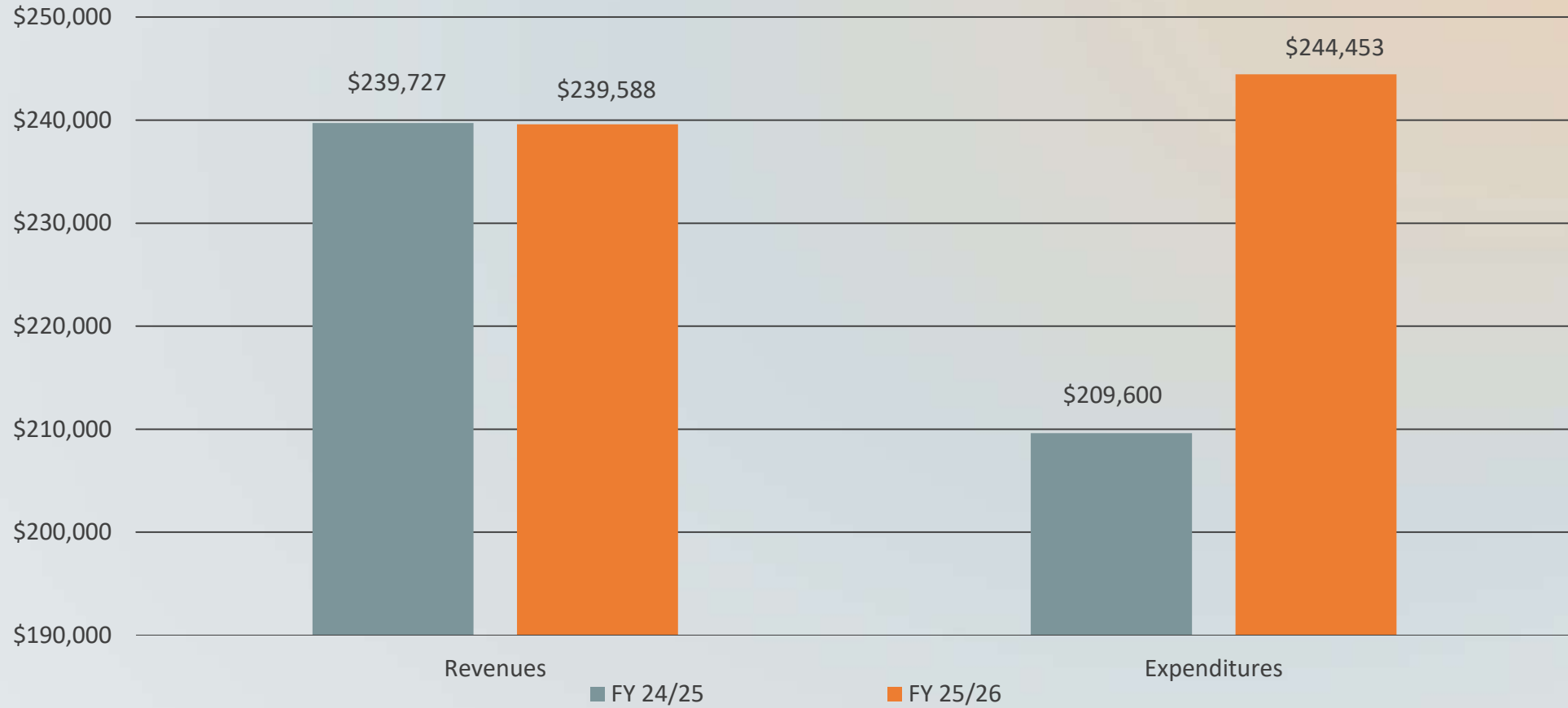
STORMWATER ENTERPRISE FUND



ENCUMBRANCES INCLUDED
Total Excess of Revenues Over Expenditures \$78,389

**TOWN OF SWANSBORO
REVENUES/EXPENDITURES
TWO YEAR COMPARISON
(AS OF DECEMBER 31, 2025)**

SOLID WASTE ENTERPRISE FUND



ENCUMBRANCES INCLUDED
Total Excess of Revenues Over Expenditures-(-\$4,865)

**TOWN OF SWANSBORO
LOAN REPORT
(AS OF DECEMBER 31, 2025)**

Item	Principal Balance	Interest Rate	End Date	Annual Debt Service
Town Hall/Tanker	\$241,087	2.69	03/21/2028	\$84,724
Fire Truck	\$46,544	2.08	11/01/2026	\$47,512
Sleeping Quarters	\$50,000	2.43	12/14/2026	\$26,823
Vehicles(Police & Fire Department) & Software	\$22,955	1.84	7/15/2026	\$23,377
Cab Tractor/Dump Truck	\$208,276	4.82	4/3/2029	\$58,491
Jet Vac Truck, Police Vehicle, (2) Fire Chief Vehicles	\$474,425	4.40	12/1/2029	\$131,934
Total Debt	\$1,043,287			\$372,861

TOWN OF SWANSBORO
CASH & INVESTMENTS REPORT
(AS OF DECEMBER 31, 2025)

CASH & INVESTMENTS

BANK	BALANCE	INTEREST RATE
First Citizens Bank	\$387,550	.05%
NC CMT-General	\$6,729,209	3.74%
TD Bank (SCIF Funds for EOC & Sidewalks)	\$8,377,446	3.50%

GRANT UPDATE

	Budget	YTD Expenditures	Encumbrances	Unencumbered
American Rescue Plan Act Fund	\$1,102,599	\$1,100,792	\$1,807	\$0.00
Swansboro Bicentennial Park Boardwalk Extension	\$386,650	\$384,314	\$0	\$2,336
Emergency Operation Center	\$9,739,695	\$1,562,744	\$0	\$8,176,951
Emmerton School Repairs	\$499,000	\$326,578	\$0	\$172,422
Stormwater Master Plan	\$400,000	\$334,886	\$0	\$65,114
Main Street Dock Replacement	\$170,164	\$9,541	\$0	\$160,623
Total Outstanding Grants	\$12,298,108	\$3,718,855	\$1,807	\$8,577,446

Any Questions

?