

**TOWN OF SWANSBORO  
FINANCIAL REPORT  
(AS OF AUGUST 31, 2022)**

Item VI - c.

REVENUES

EXPENDITURES

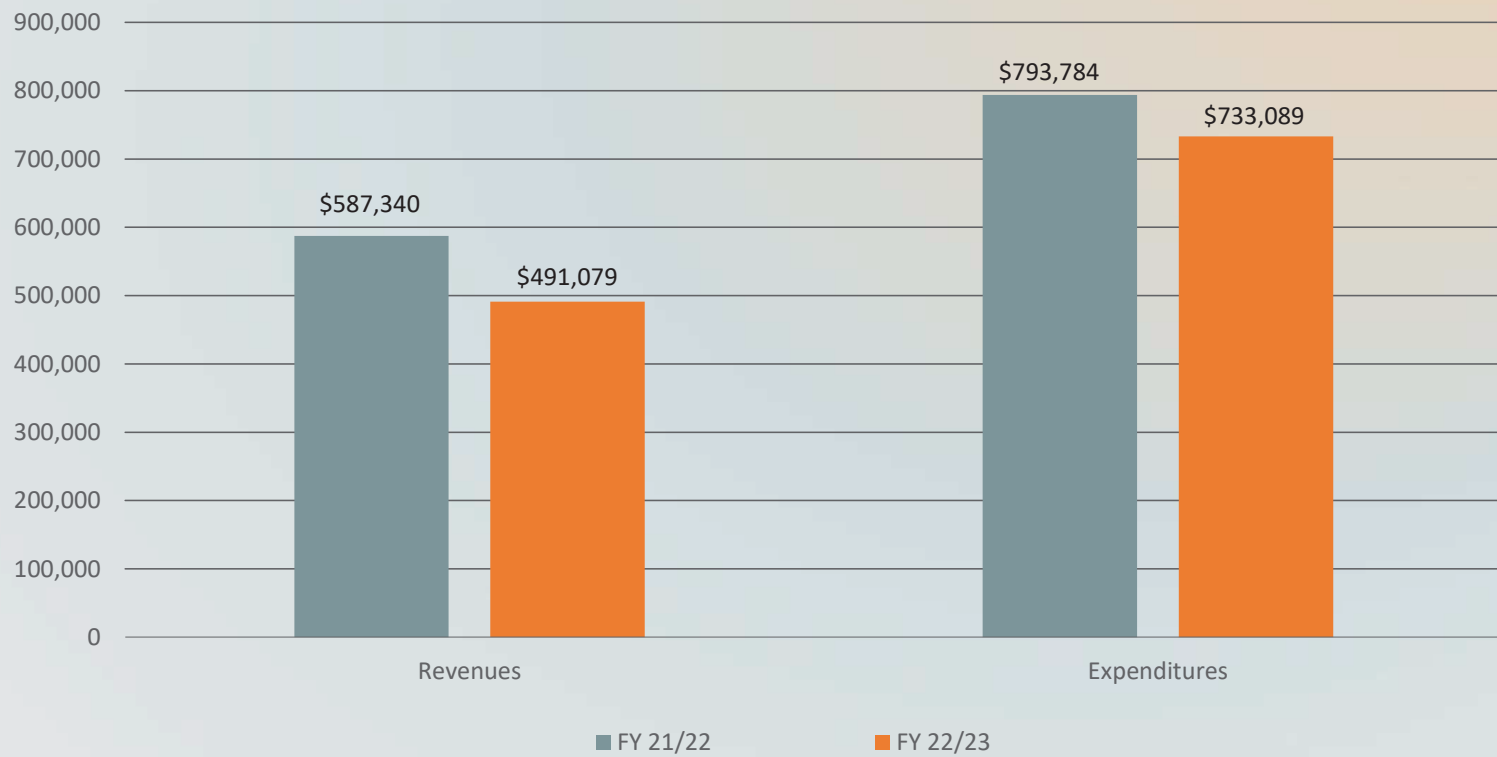
LOAN PAYMENTS

INVESTMENTS

**TOWN OF SWANSBORO  
REVENUES/EXPENDITURES  
TWO YEAR COMPARISON  
(AS OF AUGUST 31, 2022)**

Item VI - c.

**GENERAL FUND**



**ENCUMBRANCES INCLUDED**

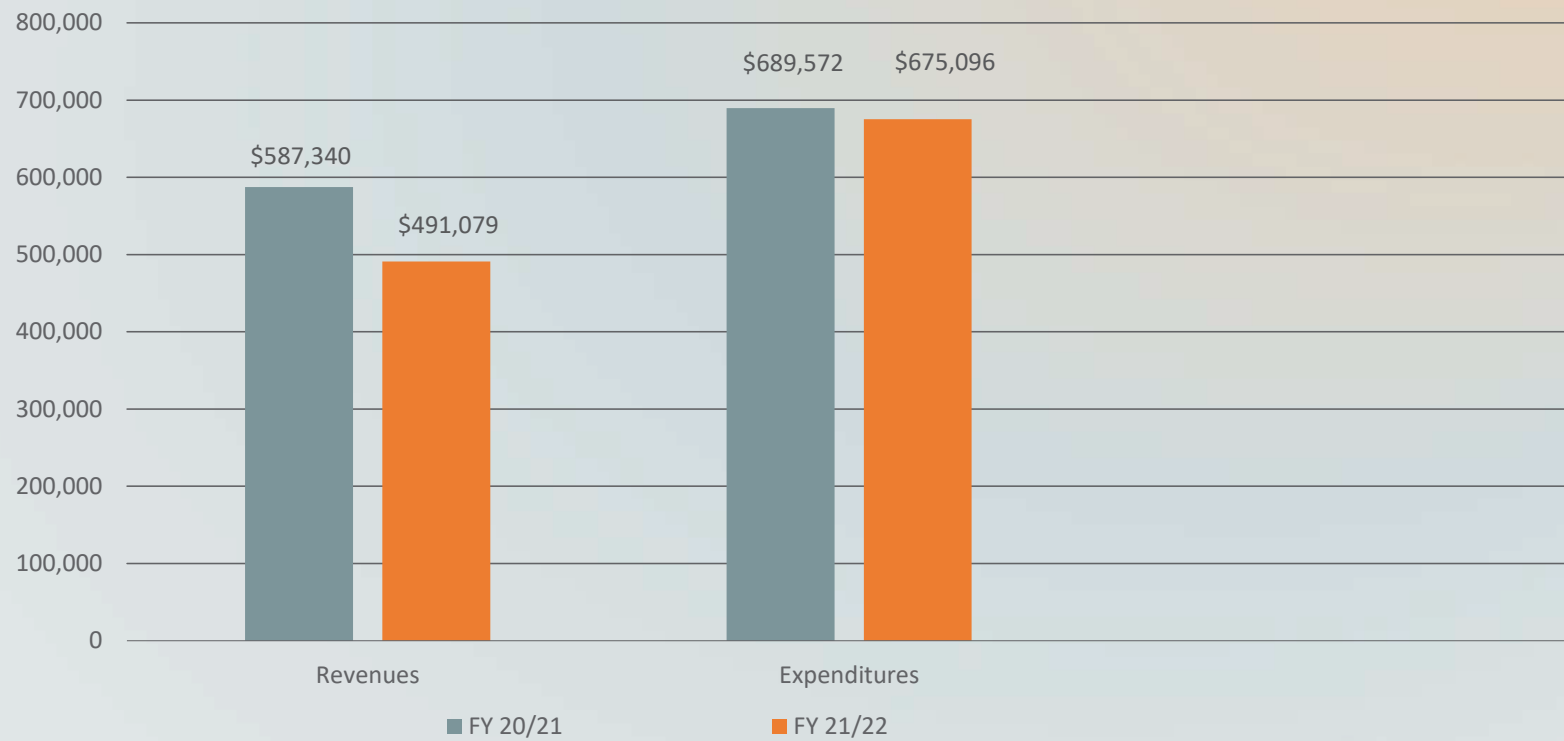
**Total Excess of Revenues Over Expenditures (242,010)**

**TOWN OF SWANSBORO  
REVENUES/EXPENDITURES  
TWO YEAR COMPARISON  
(AS OF AUGUST 31, 2022)**

Item VI - c.

**(ACTUAL)**

**GENERAL FUND**



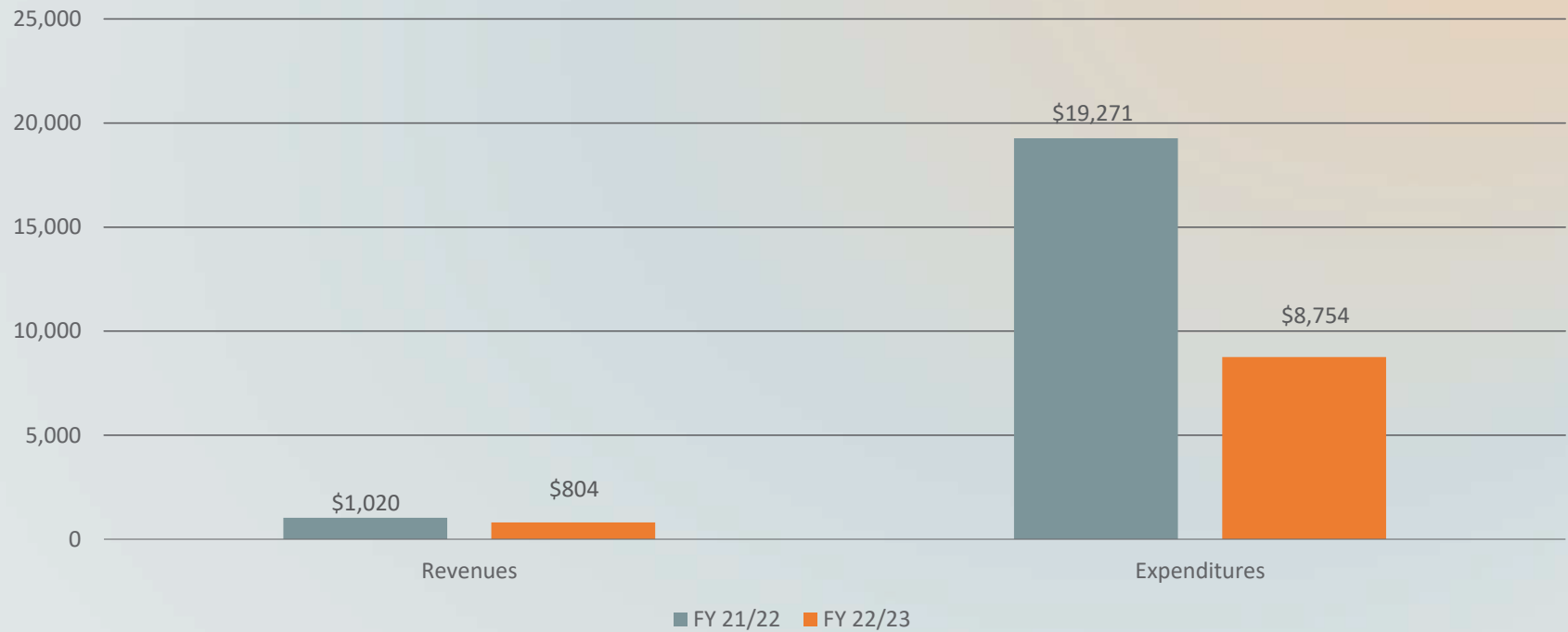
**(ENCUMBRANCES NOT INCLUDED)**  
**Total Excess of Revenues Over Expenditures (\$184,017)**

DEPT.	BUDGET	YTD ACTUAL	(PURCHASE ORDERS) ENCUMBERED BALANCE	SPENT % August 31, 2022
GOVERNING BODY	29,902	9,098	-	30.4%
ADMIN SERVICES	374,944	67,147	3,200	18.8%
FINANCE	265,670	33,608	-	12.7%
LEGAL	43,000	3,717	-	8.6%
PUBLIC BUILDINGS	389,207	23,500	19,180	11.0%
FIRE	1,040,223	96,100	7,947	10.0%
PERMITTING	360,338	41,169	56	11.4%
POLICE	1,055,357	119,247	5,460	11.8%
PUBLIC WORKS-STREETS	375,286	48,957	1,047	13.3%
POWELL BILL-STREETS	111,526	956	875	1.6%
PARKS & RECREATION	357,647	46,326	15,070	17.2%
CHURCH STREET DOCK	7,590	646	219	11.4%
EMERGENCY MANAGEMENT	1,125	262	-	23.3%
FESTIVALS & EVENTS	122,849	7,460	2,496	8.1%
NON DEPARTMENTAL	483,302	176,902	2,445	37.1%
<b>TOTAL</b>	<b>5,017,966</b>	<b>675,096</b>	<b>57,993</b>	<b>14.61%</b>

**TOWN OF SWANSBORO  
REVENUES/EXPENDITURES  
TWO YEAR COMPARISON  
(AS OF AUGUST 31, 2022)**

Item VI - c.

**STORMWATER ENTERPRISE FUND**

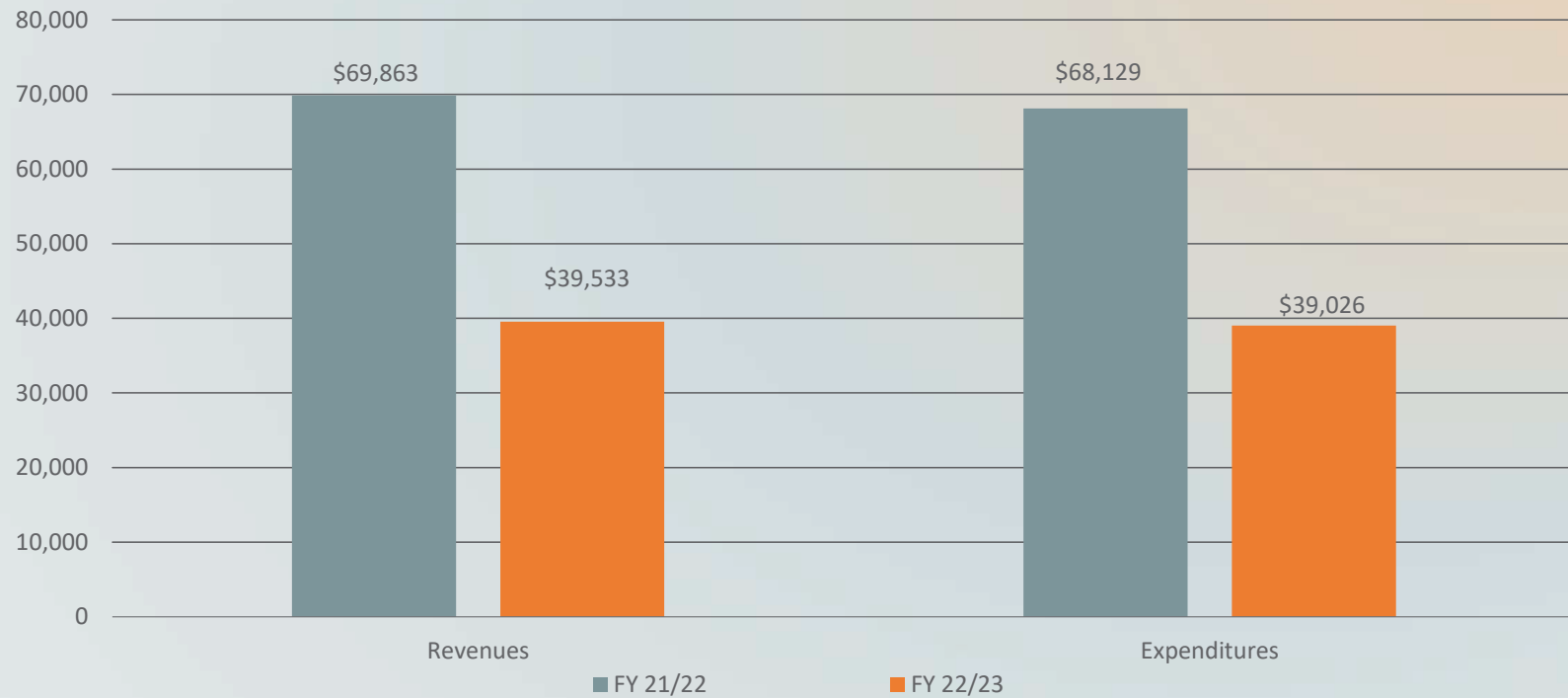


**ENCUMBRANCES INCLUDED**  
**Total Excess of Revenues Over Expenditures (\$7,950)**

**TOWN OF SWANSBORO  
REVENUES/EXPENDITURES  
TWO YEAR COMPARISON  
(AS OF AUGUST 31, 2022)**

Item VI - c.

**SOLID WASTE ENTERPRISE FUND**



**ENCUMBRANCES INCLUDED**  
**Total Excess of Revenues Over Expenditures \$507**

**TOWN OF SWANSBORO  
LOAN REPORT  
(AS OF AUGUST 31, 2022)**

Item VI - c.

Item	Principal Balance	Interest Rate	End Date	Annual Debt Service
<b>Town Hall/Tanker</b>	<b>\$463,719</b>	<b>2.69</b>	<b>03/21/2028</b>	<b>\$84,724</b>
<b>Public Safety Facility</b>	<b>\$120,000</b>	<b>2.58</b>	<b>12/22/2024</b>	<b>\$45,160</b>
<b>Fire Truck</b>	<b>\$223,427</b>	<b>2.08</b>	<b>11/01/2026</b>	<b>\$47,512</b>
<b>Equipment/Vehicles</b>	<b>Paid in Full</b>	<b>1.87</b>	<b>11/01/2021</b>	<b>\$51,783</b>
<b>Sleeping Quarters</b>	<b>\$125,000</b>	<b>2.43</b>	<b>12/14/2026</b>	<b>\$29,253</b>
<b>Grapple Truck/Town Hall Generator</b>	<b>\$138,943</b>	<b>1.72</b>	<b>6/25/2025</b>	<b>\$47,917</b>
<b>Vehicles(Police &amp; Fire Department) &amp; Software</b>	<b>\$89,360</b>	<b>1.84</b>	<b>7/15/2026</b>	<b>\$23,377</b>
<b>Total Debt</b>	<b>\$1,160,449</b>			<b>\$329,726</b>

**TOWN OF SWANSBORO  
CASH & INVESTMENTS REPORT  
(AS OF AUGUST 31, 2022)**

Item VI - c.

**CASH & INVESTMENTS**

BANK	BALANCE	INTEREST RATE
First Citizens Bank	10,591,507	.10%
NC CMT-General	\$734,879	2.14%

**OSBM Funds included in First Citizens Bank balance- \$6,100,000**

- Emergency Operations Center-\$6,000,000
- Sidewalks-\$100,000



*Any Questions*  
?