

TOWN OF SWANSBORO
FINANCIAL REPORT
(AS OF JULY 31, 2025)

REVENUES

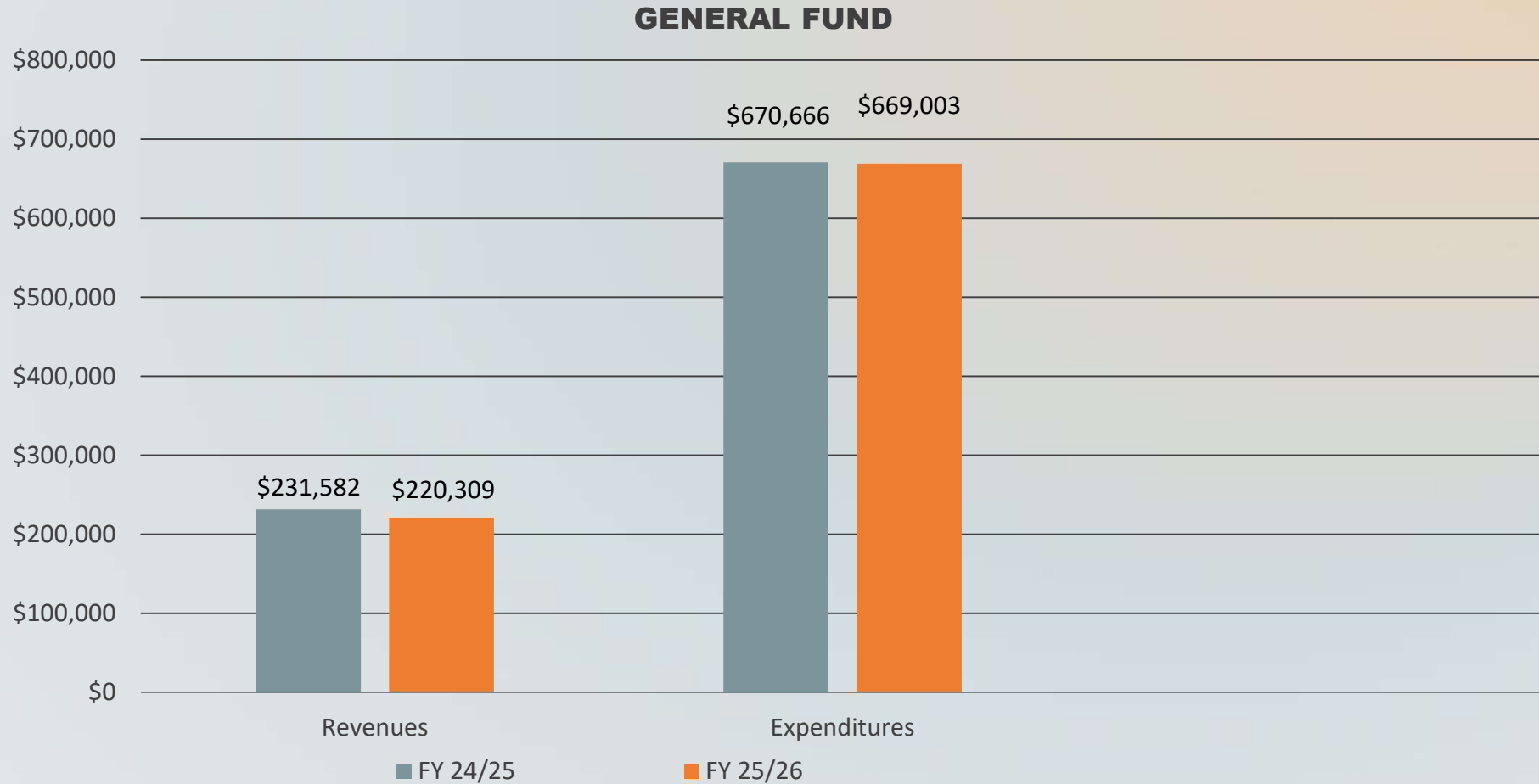
EXPENDITURES

LOAN PAYMENTS

INVESTMENTS

GRANTS

**TOWN OF SWANSBORO
REVENUES/EXPENDITURES
TWO YEAR COMPARISON
(AS OF JULY 31, 2025)**

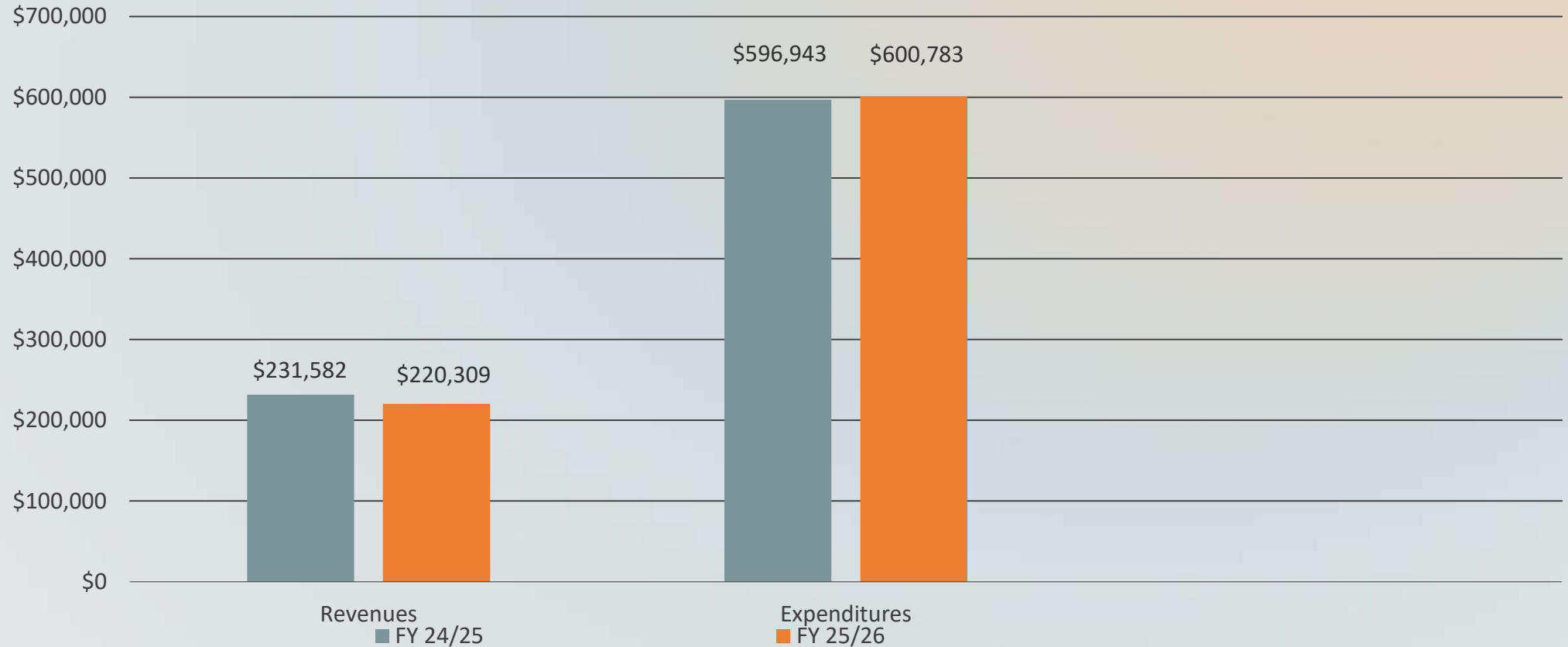


ENCUMBRANCES INCLUDED
Total Excess of Revenues Over Expenditures (\$448,694)

**TOWN OF SWANSBORO
REVENUES/EXPENDITURES
TWO YEAR COMPARISON
(AS OF JULY 31, 2025)**

(ACTUAL)

GENERAL FUND

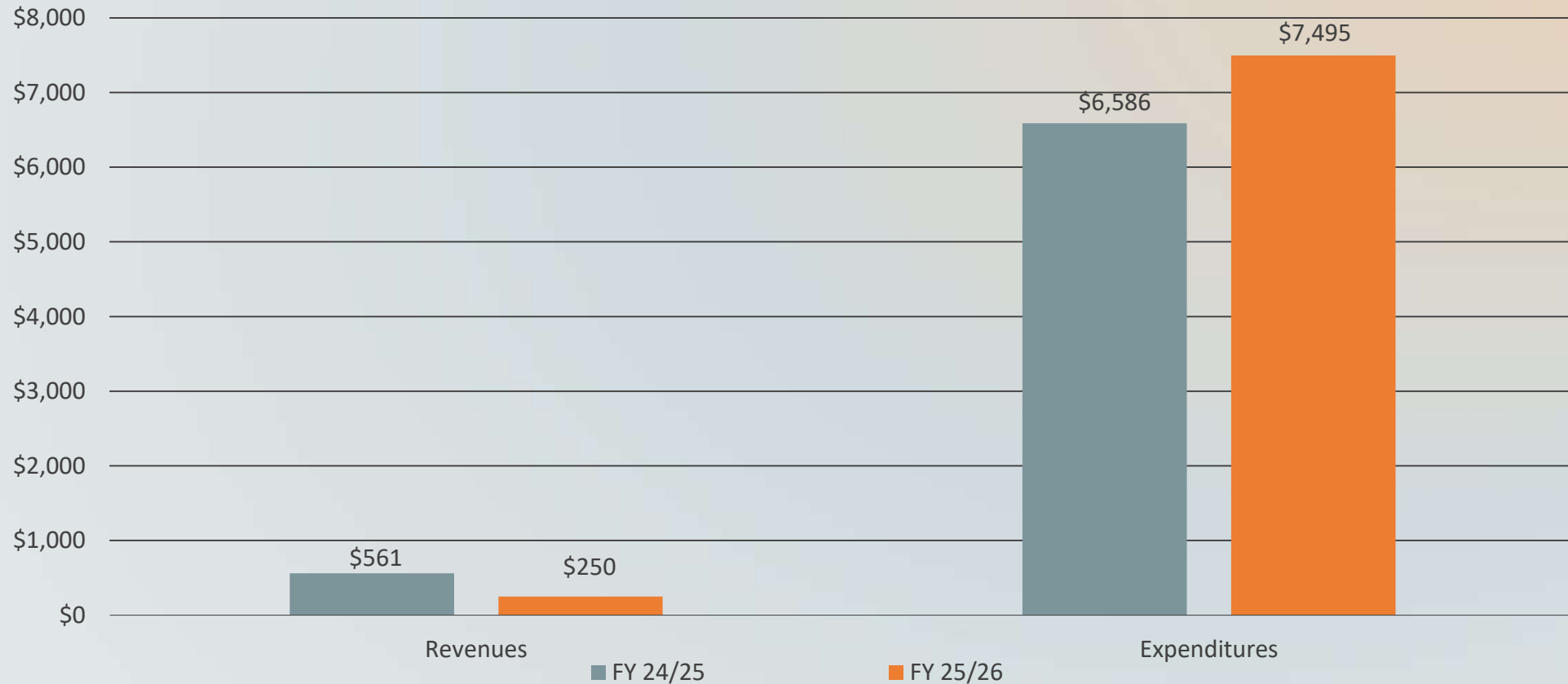


(ENCUMBRANCES NOT INCLUDED)
Total Excess of Revenues Over Expenditures (\$380,474)

DEPT.	BUDGET	YTD ACTUAL	(PURCHASE ORDERS) ENCUMBERED BALANCE	SPENT % July 31, 2025
NON DEPARTMENTAL	538,824	203,611	270	37.8%
GOVERNING BODY	297,004	7,809	1,100	3.0%
ADMIN SERVICES	445,135	36,748	4,198	9.2%
FINANCE	337,748	24,500	1,000	7.6%
LEGAL	59,300	-	-	0.0%
PUBLIC BUILDINGS	288,335	9,150	712	3.4%
FIRE	1,607,343	133,654	23,128	9.8%
PERMITTING	301,128	21,034	893	7.3%
PLANNING	92,066	6,895	-	7.5%
POLICE	1,429,971	82,251	12,617	6.6%
PUBLIC WORKS-STREETS	840,983	17,430	1,684	2.3%
POWELL BILL-STREETS	126,580	337	-	0.3%
PARKS & RECREATION	566,367	22,504	16,892	7.0%
DOWNTOWN FACILITIES	94,981	7,105	1,445	9.0%
FESTIVALS & EVENTS	154,689	27,612	924	18.4%
EMERGENCY MANAGEMENT	12,000	144	3,358	29.2%
TOTAL	7,192,454	600,783	68,220	9.30%

**TOWN OF SWANSBORO
REVENUES/EXPENDITURES
TWO YEAR COMPARISON
(AS OF JULY 31, 2025)**

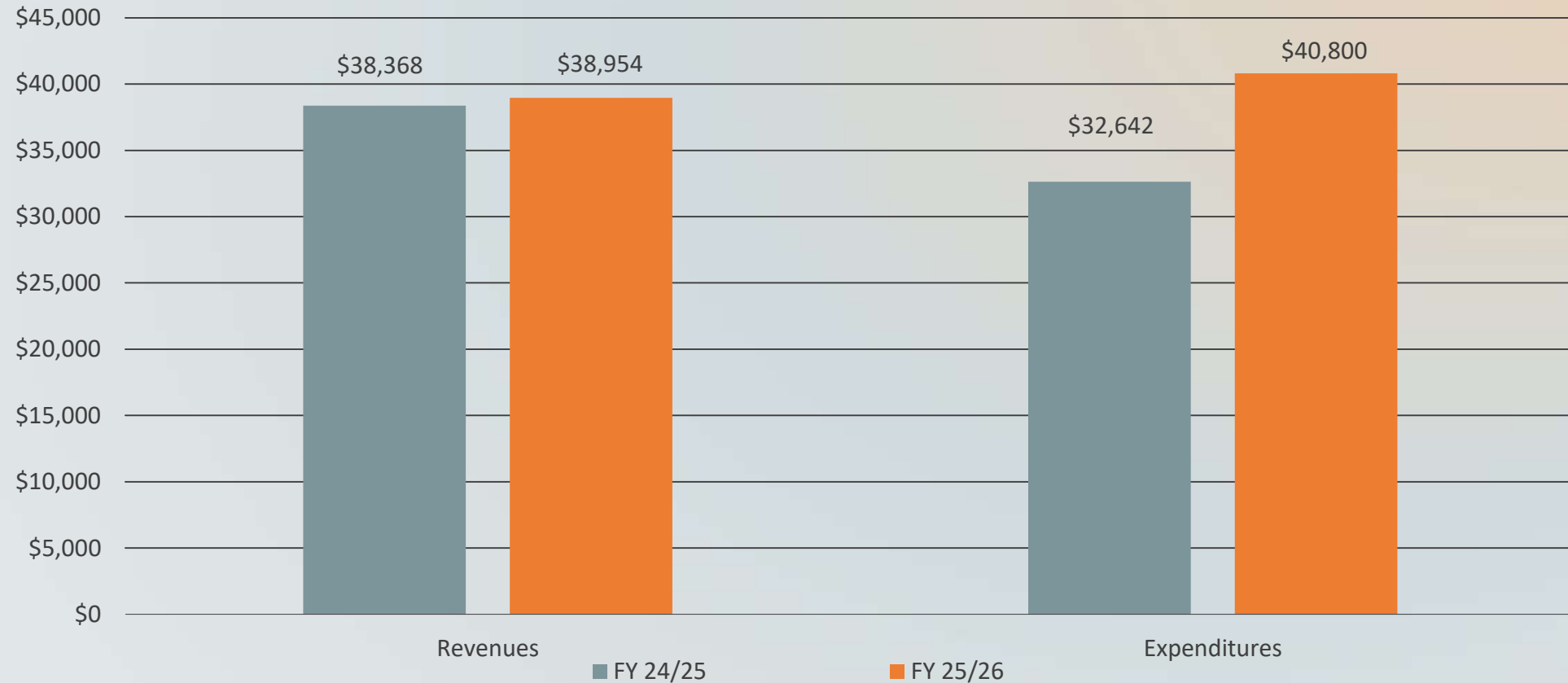
STORMWATER ENTERPRISE FUND



ENCUMBRANCES INCLUDED
Total Excess of Revenues Over Expenditures (\$7,245)

**TOWN OF SWANSBORO
REVENUES/EXPENDITURES
TWO YEAR COMPARISON
(AS OF JULY 31, 2025)**

SOLID WASTE ENTERPRISE FUND



ENCUMBRANCES INCLUDED
Total Excess of Revenues Over Expenditures (\$1,846)

TOWN OF SWANSBORO
LOAN REPORT
(AS OF JULY 31, 2025)

Item	Principal Balance	Interest Rate	End Date	Annual Debt Service
Town Hall/Tanker	\$241,087	2.69	03/21/2028	\$84,724
Fire Truck	\$92,139	2.08	11/01/2026	\$47,512
Sleeping Quarters	\$50,000	2.43	12/14/2026	\$26,823
Vehicles(Police & Fire Department) & Software	\$22,955	1.84	7/15/2026	\$23,377
Cab Tractor/Dump Truck	\$208,276	4.82	4/3/2029	\$58,491
Jet Vac Truck, Police Vehicle, (2) Fire Chief Vehicles	\$570,000	4.40	12/31/2029	\$129,183
Total Debt	\$1,184.457			\$370,110

**TOWN OF SWANSBORO
CASH & INVESTMENTS REPORT
(AS OF JULY 31, 2025)**

CASH & INVESTMENTS

BANK	BALANCE	INTEREST RATE
First Citizens Bank	\$188,851	.05%
NC CMT-General	\$5,567,784	4.22%
TD Bank (SCIF Funds for EOC & Sidewalks)	\$9,677,876	4.18%

GRANT UPDATE

	Budget	YTD Expenditures	Encumbrances	Unencumbered
American Rescue Plan Act Fund	\$1,102,599	\$1,064,939	\$37,660	\$0.00
Swansboro Bicentennial Park Boardwalk Extension	\$386,650	\$384,314	\$0	\$2,336
Emergency Operation Center	\$9,595,682	\$49,478	\$0	\$9,546,204
Emmerton School Repairs	\$499,000	\$213,367	\$0	\$285,633
Stormwater Master Plan	\$400,000	\$208,361	\$0	\$191,639
Total Outstanding Grants	\$11,983,931	\$1,920,459	\$37,660	\$10,025,812

Any Questions

?