

TOWN OF SWANSBORO
FINANCIAL REPORT
(AS OF MAY 31, 2024)

REVENUES

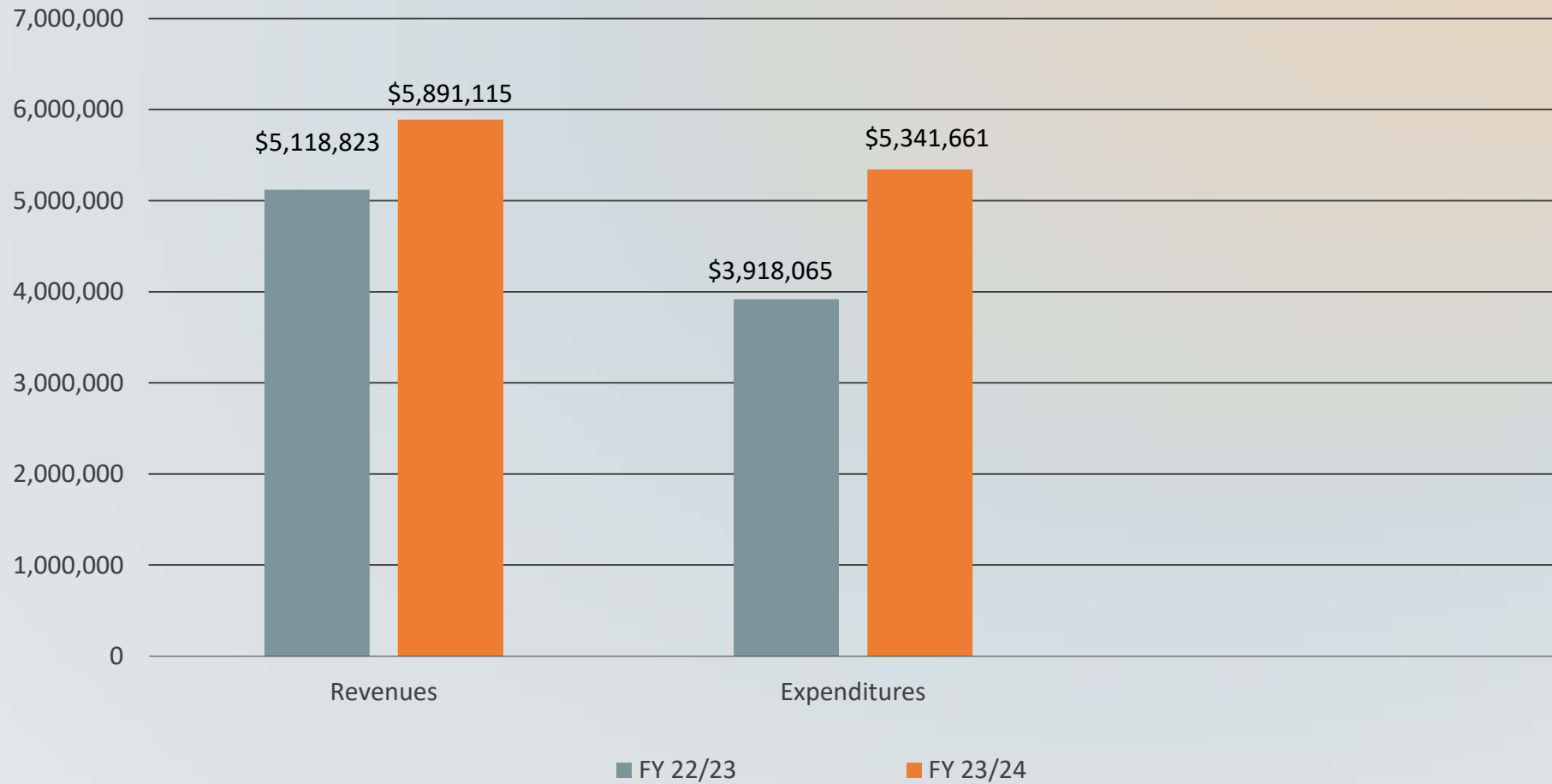
EXPENDITURES

LOAN PAYMENTS

INVESTMENTS

**TOWN OF SWANSBORO
REVENUES/EXPENDITURES
TWO YEAR COMPARISON
(AS OF MAY 31, 2024)**

GENERAL FUND



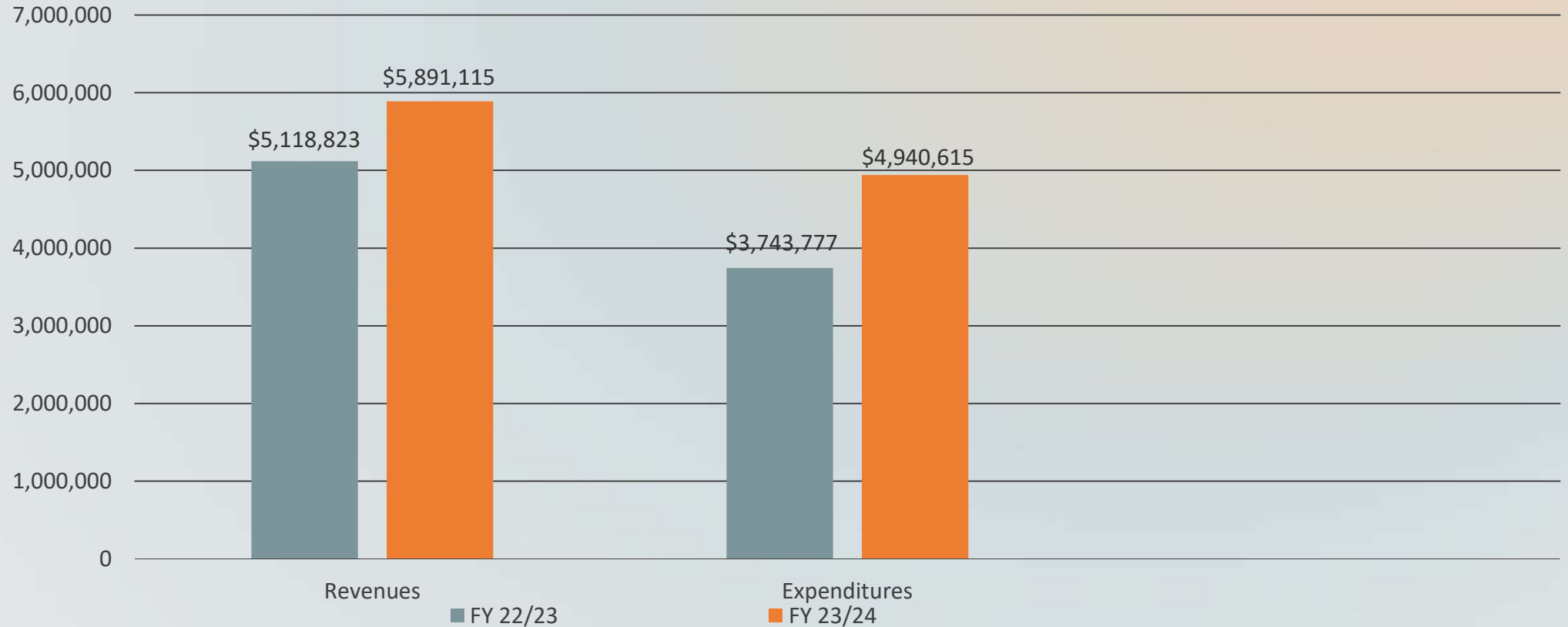
ENCUMBRANCES INCLUDED

Total Excess of Revenues Over Expenditures \$549,454

**TOWN OF SWANSBORO
REVENUES/EXPENDITURES
TWO YEAR COMPARISON
(AS OF MAY 31, 2024)**

(ACTUAL)

GENERAL FUND

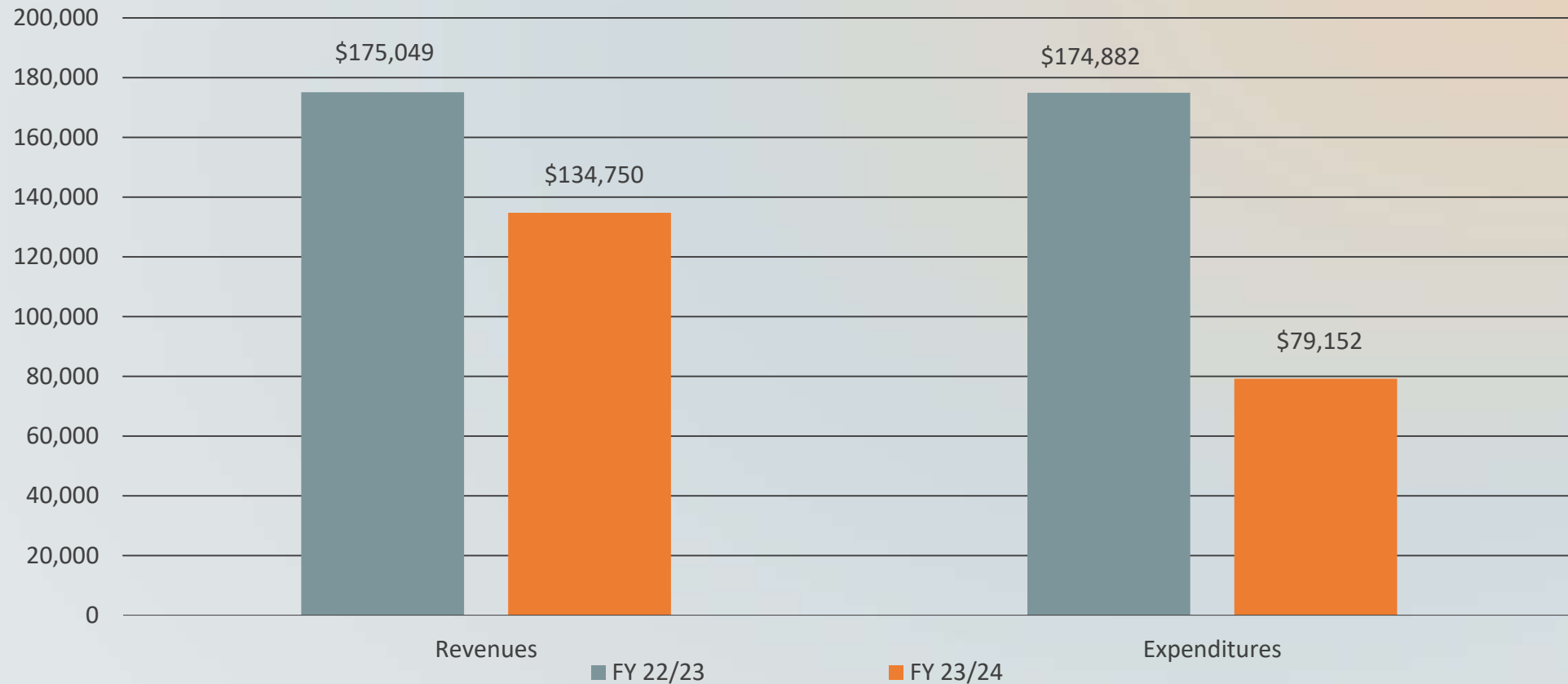


(ENCUMBRANCES NOT INCLUDED)
Total Excess of Revenues Over Expenditures \$950,500

DEPT.	BUDGET	YTD ACTUAL	(PURCHASE ORDERS) ENCUMBERED BALANCE	SPENT % May 31, 2024
GOVERNING BODY	43,476	40,910	242	94.7%
ADMIN SERVICES	427,686	378,165	1,016	88.7%
FINANCE	289,345	265,921	423	92.1%
LEGAL	63,000	51,235	-	81.3%
PUBLIC BUILDINGS	393,435	325,686	2,358	83.4%
FIRE	1,395,815	1,336,607	2,626	95.9%
PERMITTING	393,592	326,473	-	82.9%
POLICE	1,256,251	1,001,680	14,856	80.9%
PUBLIC WORKS-STREETS	598,148	286,085	250,068	89.6%
POWELL BILL-STREETS	126,636	37,762	78,824	92.1%
PARKS & RECREATION	359,232	287,072	30,435	88.4%
CHURCH STREET DOCK/VISITOE CENTER	179,302	62,063	3,415	36.5%
EMERGENCY MANAGEMENT	44,306	20,063	5,055	56.7%
FESTIVALS & EVENTS	124,653	103,158	11,728	92.2%
NON DEPARTMENTAL	586,580	417,735	-	71.2%
TOTAL	6,281,457	4,940,615	401,046	85.04%

**TOWN OF SWANSBORO
REVENUES/EXPENDITURES
TWO YEAR COMPARISON
(AS OF MAY 31, 2024)**

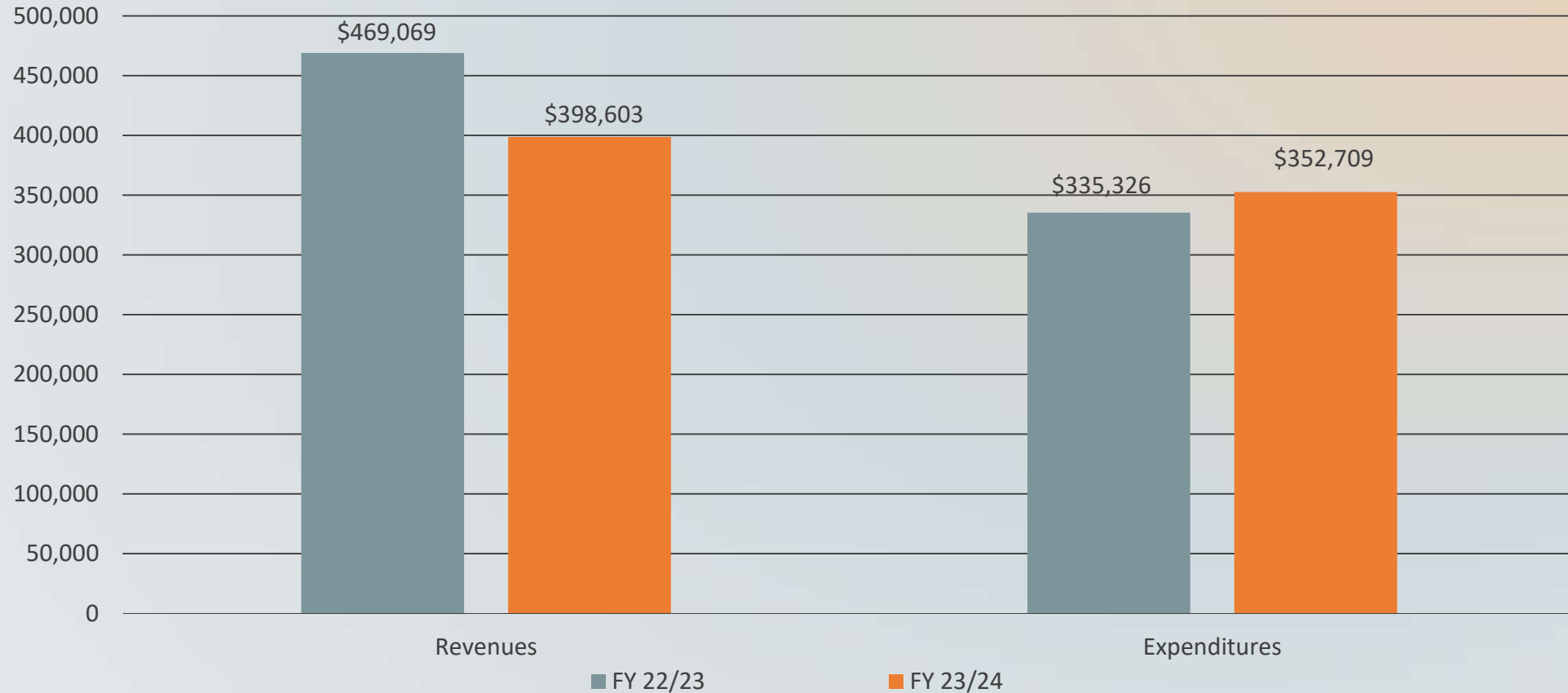
STORMWATER ENTERPRISE FUND



ENCUMBRANCES INCLUDED
Total Excess of Revenues Over Expenditures \$55,598

**TOWN OF SWANSBORO
REVENUES/EXPENDITURES
TWO YEAR COMPARISON
(AS OF MAY 31, 2024)**

SOLID WASTE ENTERPRISE FUND



ENCUMBRANCES INCLUDED
Total Excess of Revenues Over Expenditures \$45,894

TOWN OF SWANSBORO
LOAN REPORT
(AS OF MAY 31, 2024)

Item	Principal Balance	Interest Rate	End Date	Annual Debt Service
Town Hall/Tanker	\$317,275	2.69	03/21/2028	\$84,724
Public Safety Facility	\$40,000	2.58	12/22/2024	\$42,064
Fire Truck	\$136,806	2.08	11/01/2026	\$47,512
Sleeping Quarters	\$75,000	2.43	12/14/2026	\$28,038
Grapple Truck/Town Hall Generator	\$93,416	1.72	6/25/2025	\$47,917
Vehicles(Police & Fire Department) & Software	\$67,627	1.84	7/15/2026	\$23,377
Cab Tractor/Dump Truck	\$254,500	4.82	4/3/2029	\$58,491
Total Debt	\$984,624			\$332,123

**TOWN OF SWANSBORO
CASH & INVESTMENTS REPORT
(AS OF MAY 31, 2024)**

CASH & INVESTMENTS

BANK	BALANCE	INTEREST RATE
First Citizens Bank	\$263,388	.05%
NC CMT-General	\$6,027,233	5.23%
TD Bank (SCIF Funds for EOC & Sidewalks)	\$6,233,672	5.21%

GRANT UPDATE

	Budget	YTD Expenditures	Encumbrances	Unencumbered
American Rescue Plan Act Fund	\$1,102,599	\$955,329	\$46,850	\$100,420
Swansboro Bicentennial Park Boardwalk Extension	\$277,800	\$140,673	\$0	\$137,127
Emergency Operation Center	\$6,131,566	\$19,543	\$0	\$6,112,023
Emmertton School Repairs	\$424,000	\$22,125	\$0	\$401,875
Stormwater Master Plan	\$400,000	\$18,050	\$0	\$381,950
Total Outstanding Grants	\$8,335,965	\$1,155,720	\$46,850	\$7,133,395

Any Questions

?