

**TOWN OF SWANSBORO
FINANCIAL REPORT
(AS OF FEBRUARY 29, 2024)**

REVENUES

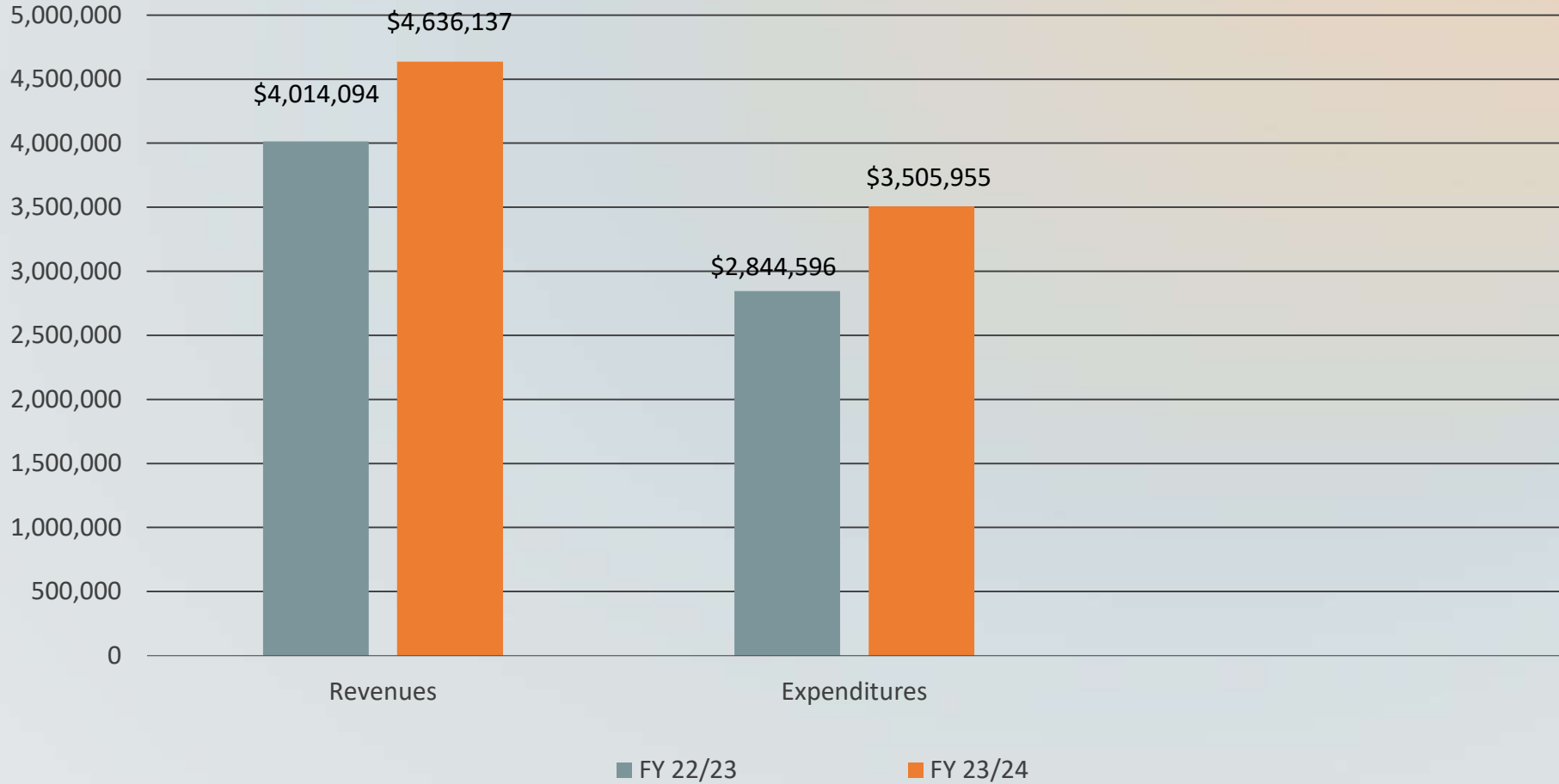
EXPENDITURES

LOAN PAYMENTS

INVESTMENTS

**TOWN OF SWANSBORO
REVENUES/EXPENDITURES
TWO YEAR COMPARISON
(AS OF FEBRUARY 29, 2024)**

GENERAL FUND



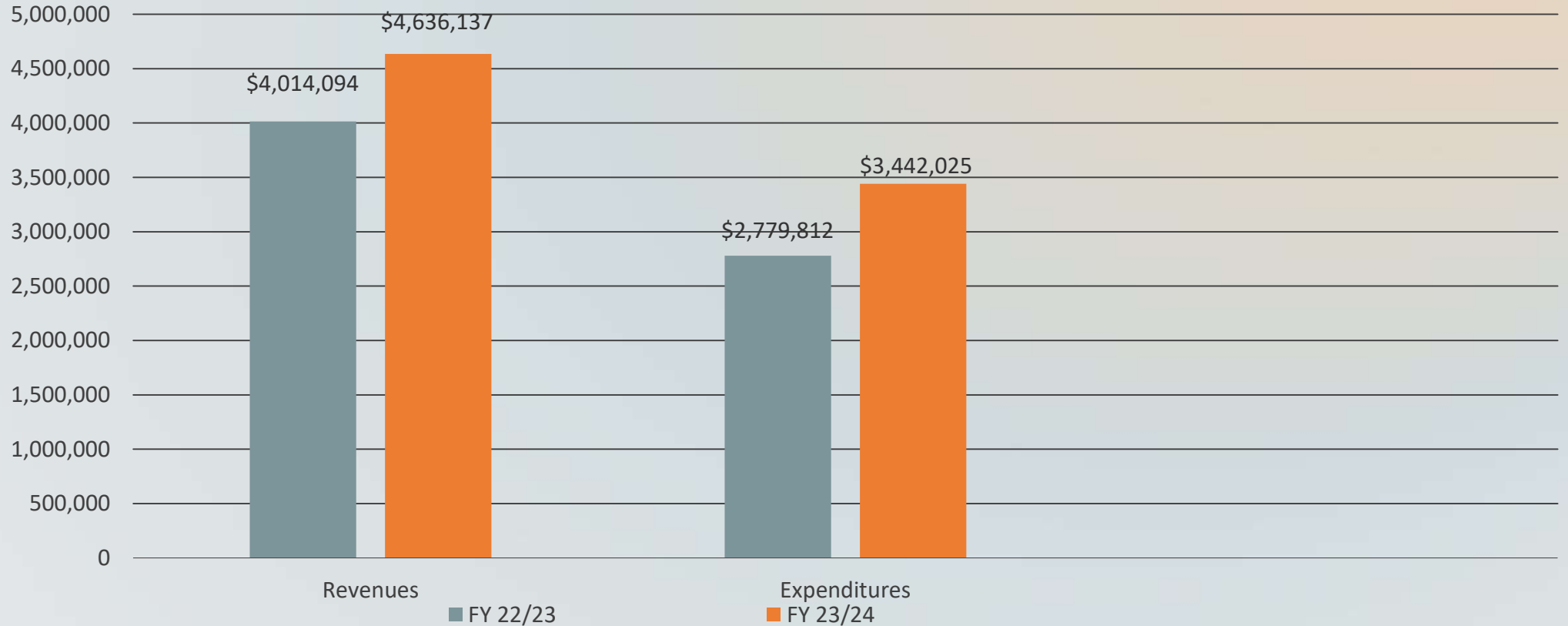
ENCUMBRANCES INCLUDED

Total Excess of Revenues Over Expenditures \$1,130,182

**TOWN OF SWANSBORO
REVENUES/EXPENDITURES
TWO YEAR COMPARISON
(AS OF FEBRUARY 29, 2024)**

(ACTUAL)

GENERAL FUND



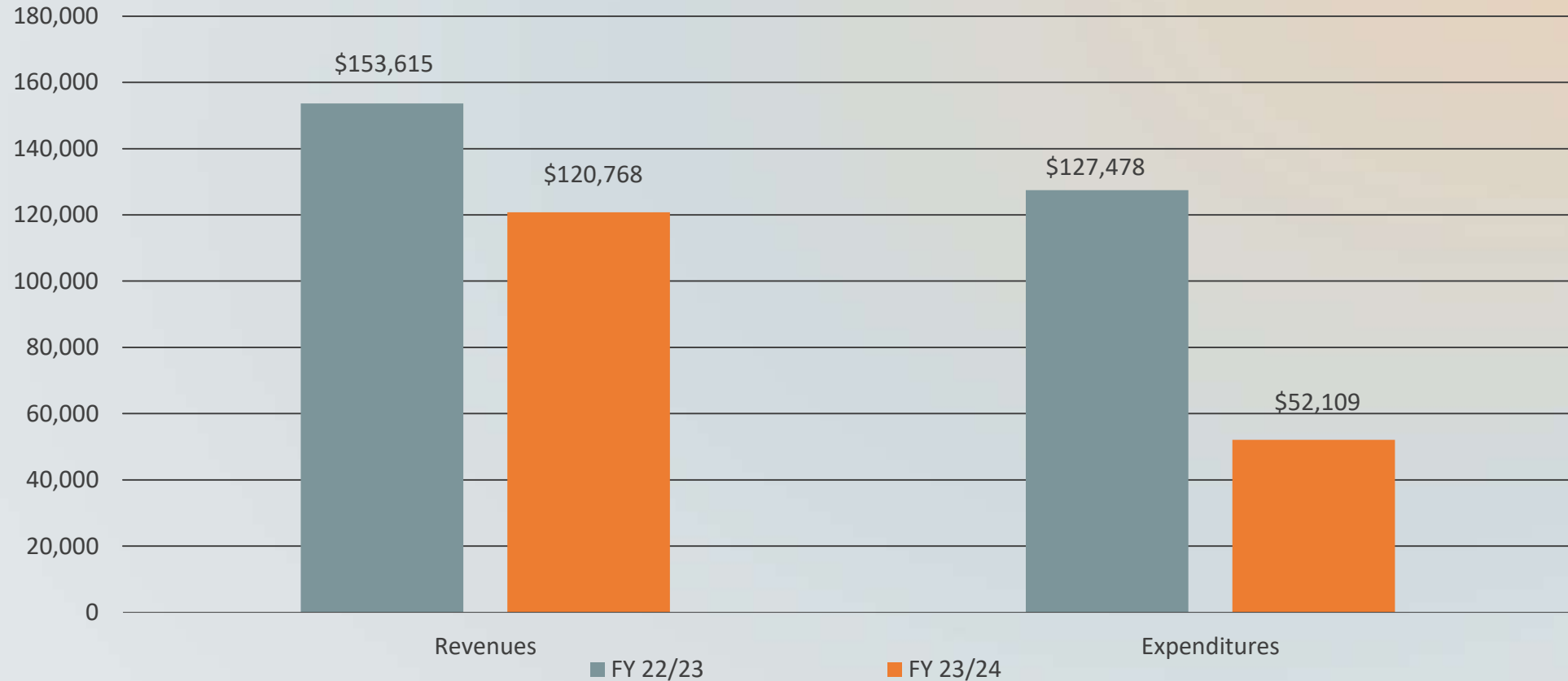
(ENCUMBRANCES NOT INCLUDED)

Total Excess of Revenues Over Expenditures \$1,194,112

| DEPT. | BUDGET | YTD ACTUAL | (PURCHASE ORDERS) ENCUMBERED BALANCE | SPENT % February 29, 2024 |
|-----------------------------------|------------------|------------------|--------------------------------------------|------------------------------|
| GOVERNING BODY | 43,476 | 25,833 | 826 | 61.3% |
| ADMIN SERVICES | 427,686 | 281,171 | 3,345 | 66.5% |
| FINANCE | 289,345 | 192,273 | 423 | 66.6% |
| LEGAL | 43,000 | 32,607 | - | 75.8% |
| PUBLIC BUILDINGS | 392,000 | 188,328 | 3,465 | 48.9% |
| FIRE | 1,350,563 | 929,510 | 12,151 | 69.7% |
| PERMITTING | 389,692 | 231,458 | - | 59.4% |
| POLICE | 1,256,251 | 663,160 | 10,451 | 53.6% |
| PUBLIC WORKS-STREETS | 562,648 | 161,528 | 2,405 | 29.1% |
| POWELL BILL-STREETS | 110,094 | 3,353 | 1,069 | 4.0% |
| PARKS & RECREATION | 357,132 | 200,421 | 20,045 | 61.7% |
| CHURCH STREET DOCK/VISITOE CENTER | 176,327 | 37,250 | 3,307 | 23.0% |
| EMERGENCY MANAGEMENT | 44,306 | 17,906 | 2,980 | 47.1% |
| FESTIVALS & EVENTS | 124,653 | 100,434 | 3,464 | 83.3% |
| NON DEPARTMENTAL | 571,580 | 376,793 | - | 65.9% |
| TOTAL | 6,138,753 | 3,442,025 | 63,930 | 57.11% |

**TOWN OF SWANSBORO
REVENUES/EXPENDITURES
TWO YEAR COMPARISON
(AS OF FEBRUARY 29, 2024)**

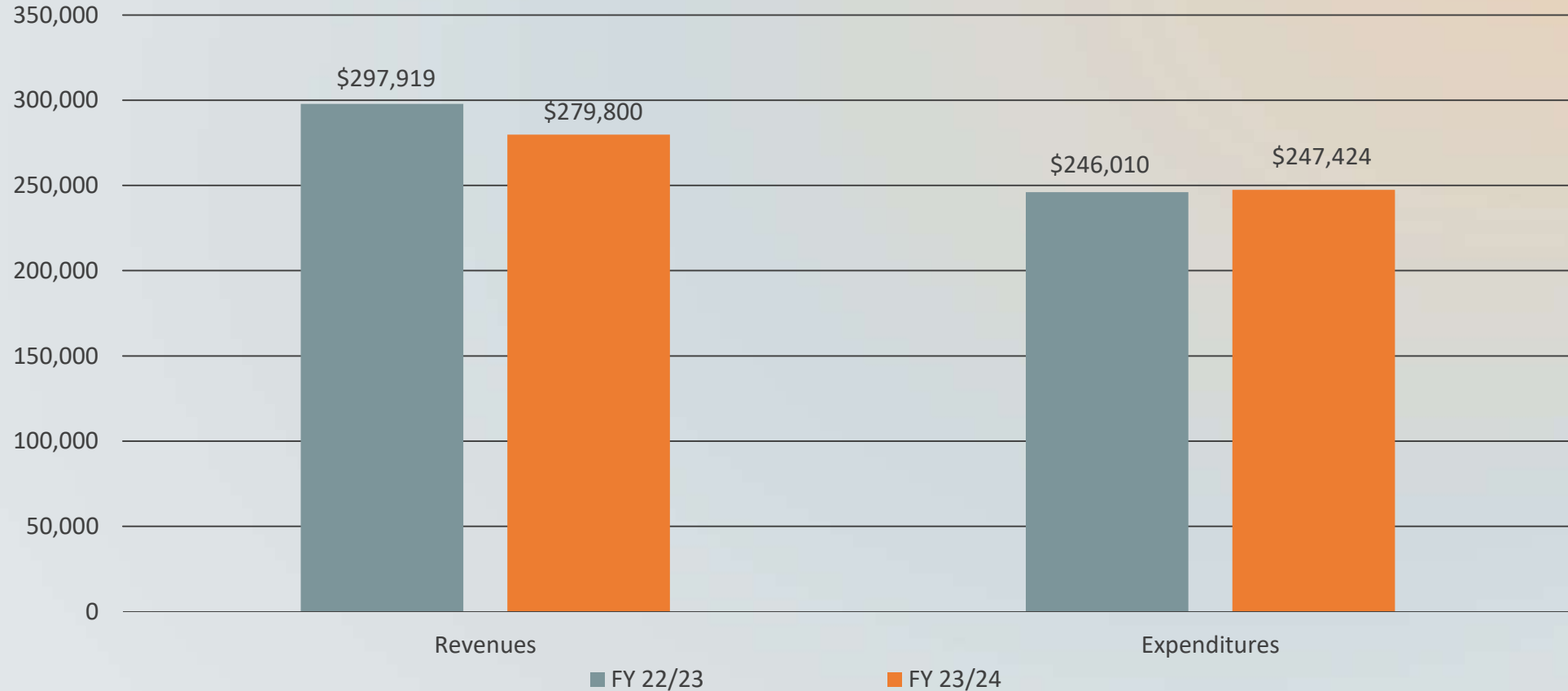
STORMWATER ENTERPRISE FUND



ENCUMBRANCES INCLUDED
Total Excess of Revenues Over Expenditures \$68,659

**TOWN OF SWANSBORO
REVENUES/EXPENDITURES
TWO YEAR COMPARISON
(AS OF FEBRUARY 29, 2024)**

SOLID WASTE ENTERPRISE FUND



ENCUMBRANCES INCLUDED
Total Excess of Revenues Over Expenditures \$32,376

**TOWN OF SWANSBORO
LOAN REPORT
(AS OF FEBRUARY 29, 2024)**

| Item | Principal Balance | Interest Rate | End Date | Annual Debt Service |
|--------------------------------------------------------------|--------------------------|----------------------|-------------------|----------------------------|
| Town Hall/Tanker | \$391,469 | 2.69 | 03/21/2028 | \$84,724 |
| Public Safety Facility | \$40,000 | 2.58 | 12/22/2024 | \$42,064 |
| Fire Truck | \$136,806 | 2.08 | 11/01/2026 | \$47,512 |
| Sleeping Quarters | \$75,000 | 2.43 | 12/14/2026 | \$28,038 |
| Grapple Truck/Town Hall Generator | \$93,416 | 1.72 | 6/25/2025 | \$47,917 |
| Vehicles(Police & Fire Department) & Software | \$67,627 | 1.84 | 7/15/2026 | \$23,377 |
| Total Debt | \$804,318 | | | \$273,632 |

**TOWN OF SWANSBORO
CASH & INVESTMENTS REPORT
(AS OF FEBRUARY 29, 2024)**

CASH & INVESTMENTS

| BANK | BALANCE | INTEREST RATE |
|----------------------------------------------------|----------------|----------------------|
| First Citizens Bank | \$347,148 | .05% |
| NC CMT-General | \$6,098,235 | 5.25% |
| TD Bank (SCIF Funds for EOC & Sidewalks) | \$6,154,152 | 5.38% |

GRANT UPDATE

| | Budget | YTD Expenditures | Encumbrances | Unencumbered |
|-------------------------------------------------|-------------|------------------|--------------|--------------|
| American Rescue Plan Act Fund | \$1,087,599 | \$955,329 | \$30,874 | \$101,396 |
| Swansboro Bicentennial Park Boardwalk Extension | \$277,800 | \$173,650 | \$0 | \$104,150 |
| Emergency Operation Center | \$6,047,548 | \$19,543 | \$0 | \$6,028,005 |
| Emmertown School Repairs | \$424,000 | \$17,500 | \$18,125 | \$388,375 |
| Stormwater Master Plan | \$400,000 | \$11,256 | \$0 | \$388,744 |
| Total Outstanding Grants | \$8,236,947 | \$1,177,278 | \$48,999 | \$7,010,670 |

Any Questions

?