

**TOWN OF SWANSBORO  
FINANCIAL REPORT  
(AS OF SEPTEMBER 30, 2024)**

*REVENUES*

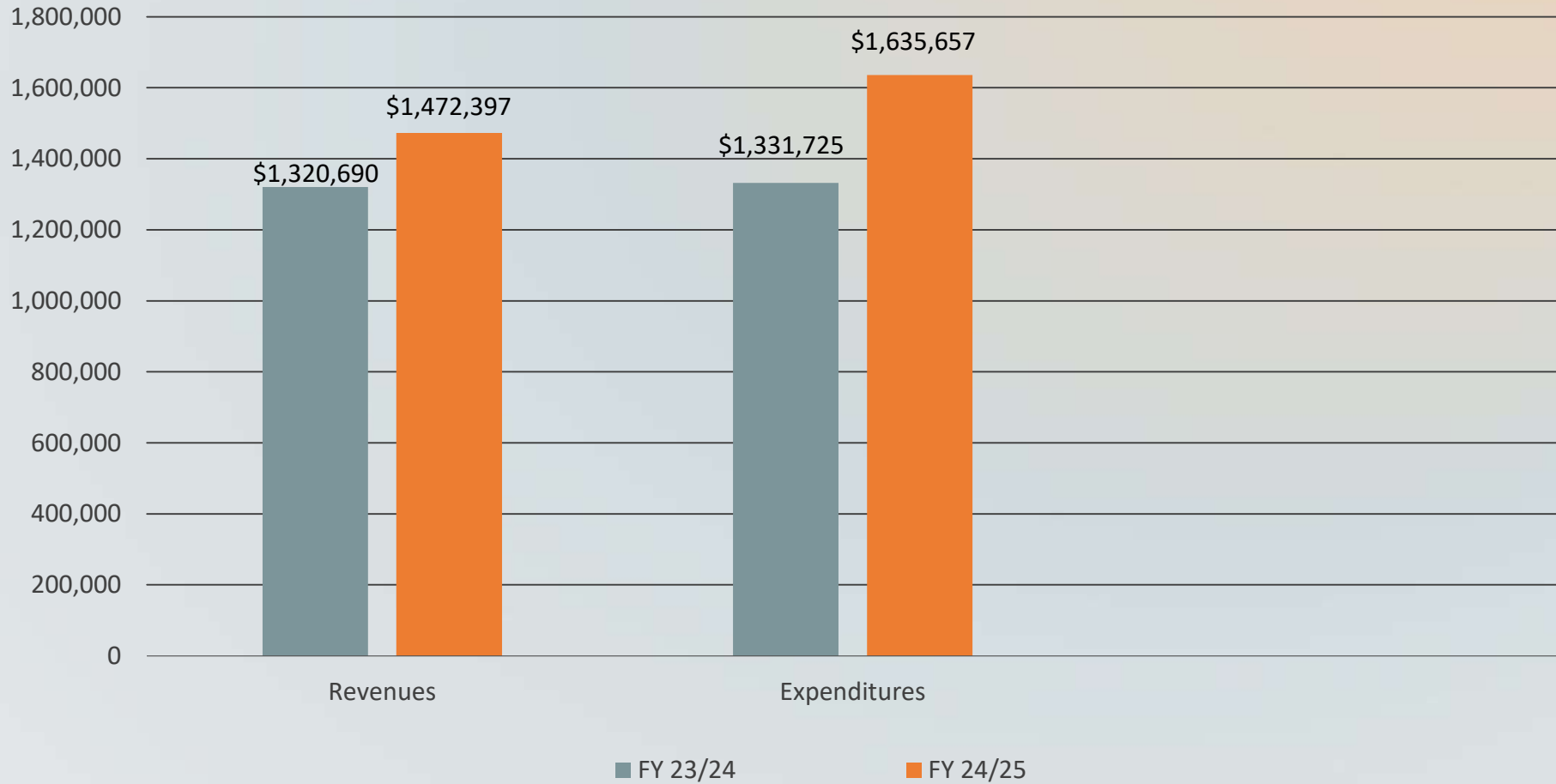
*EXPENDITURES*

*LOAN PAYMENTS*

*INVESTMENTS*

**TOWN OF SWANSBORO  
REVENUES/EXPENDITURES  
TWO YEAR COMPARISON  
(AS OF SEPTEMBER 30, 2024)**

**GENERAL FUND**



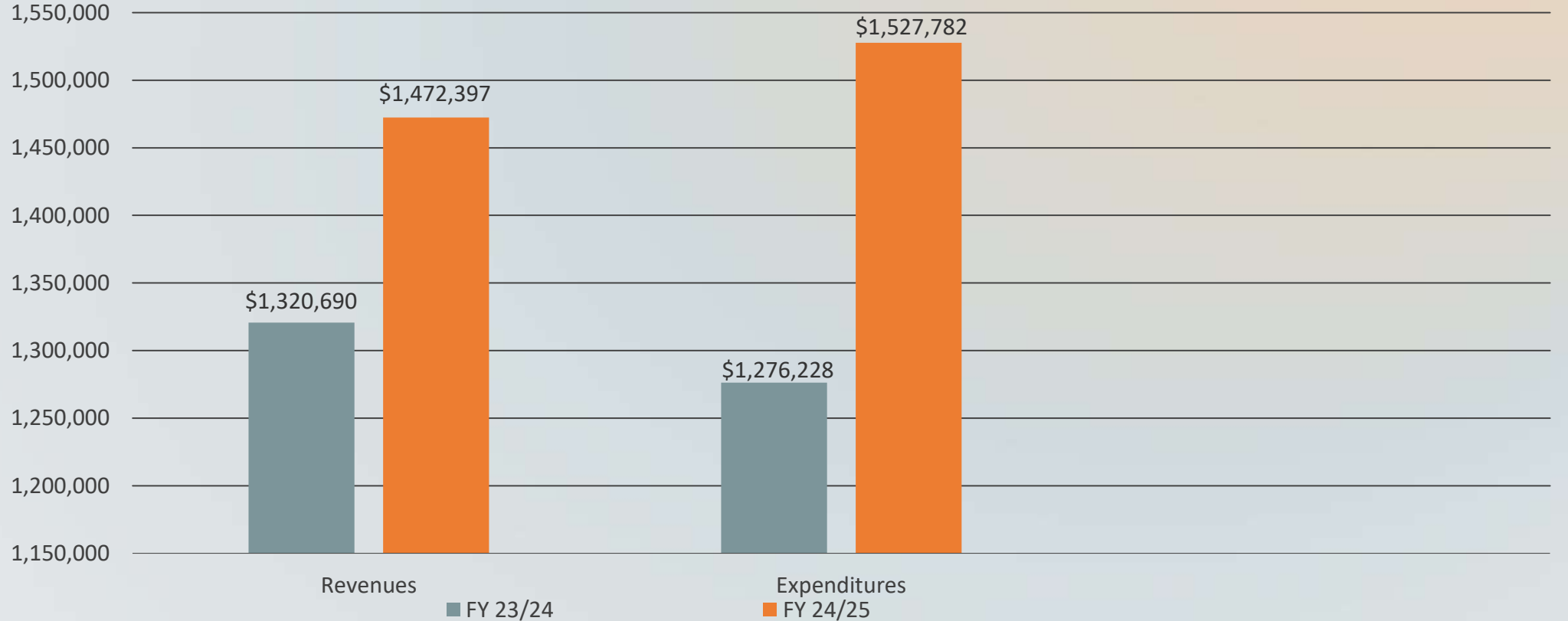
**ENCUMBRANCES INCLUDED**

**Total Excess of Revenues Over Expenditures -\$163,260**

**TOWN OF SWANSBORO  
REVENUES/EXPENDITURES  
TWO YEAR COMPARISON  
(AS OF SEPTEMBER 30, 2024)**

**(ACTUAL)**

**GENERAL FUND**



**(ENCUMBRANCES NOT INCLUDED)**

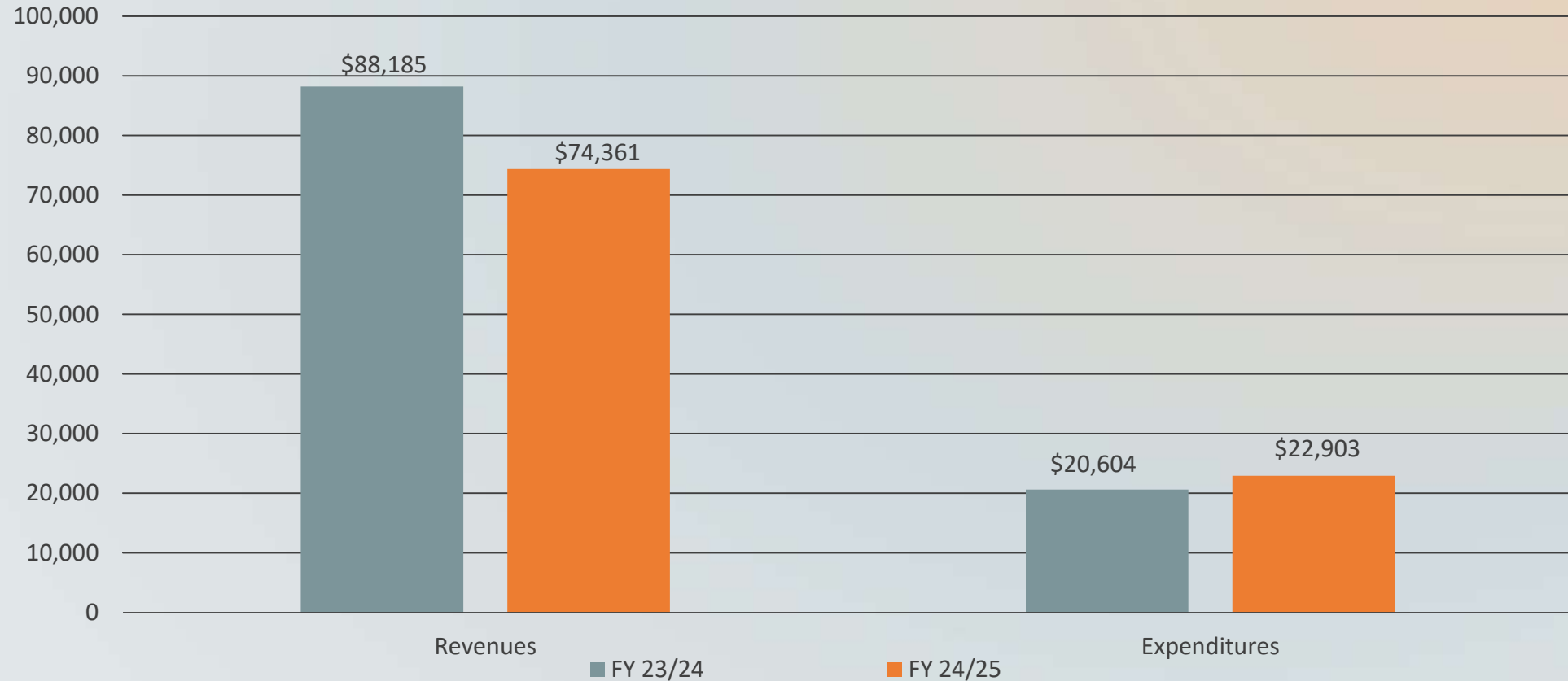
**Total Excess of Revenues Over Expenditures -(\$55,385)**

DEPT.	BUDGET	YTD ACTUAL	(PURCHASE ORDERS) ENCUMBERED BALANCE	SPENT % September 30, 2024
GOVERNING BODY	25,195	11,759	570	48.9%
ADMIN SERVICES	429,552	105,689	188	24.6%
FINANCE	315,178	61,248	250	19.5%
LEGAL	59,300	3,512		5.9%
PUBLIC BUILDINGS	364,723	56,800	17,991	20.5%
FIRE	2,008,046	326,803	24,231	17.5%
PERMITTING	288,270	97,546	546	34.0%
PLANNING	86,293	14,718		17.1%
POLICE	1,344,996	237,179	8,269	18.2%
PUBLIC WORKS-STREETS	1,498,086	206,159	31,232	15.8%
POWELL BILL-STREETS	191,791	1,486	400	1.0%
PARKS & RECREATION	486,086	75,309	8,276	17.2%
DOWNTOWN FACILITIES	130,326	19,349	430	15.2%
EMERGENCY MANAGEMENT	10,850	6,063	1,830	72.7%
FESTIVALS & EVENTS	134,635	22,282	12,986	26.2%
NON DEPARTMENTAL	544,864	281,880	676	51.9%
TOTAL	7,918,191	1,527,782	107,875	20.66%

\*\*

**TOWN OF SWANSBORO  
REVENUES/EXPENDITURES  
TWO YEAR COMPARISON  
(AS OF SEPTEMBER 30, 2024)**

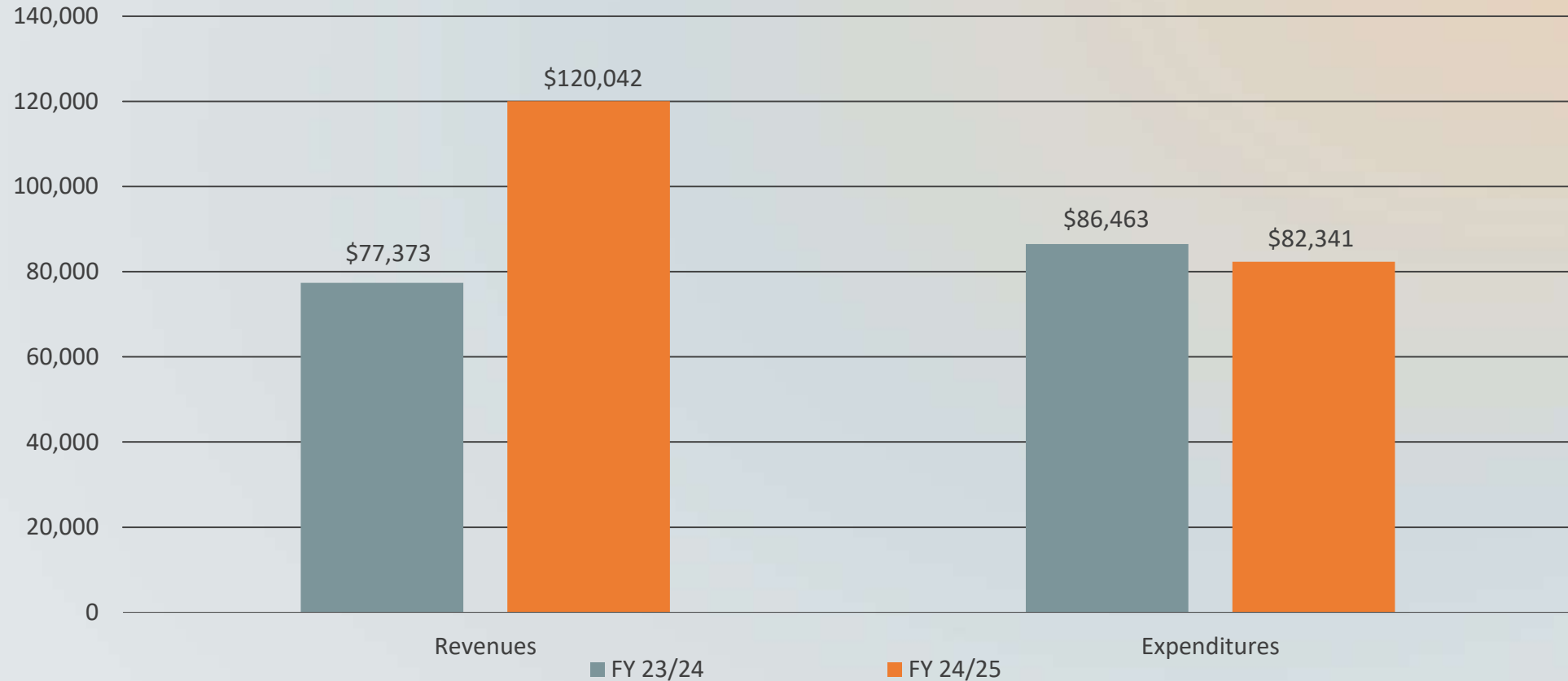
**STORMWATER ENTERPRISE FUND**



**ENCUMBRANCES INCLUDED**  
**Total Excess of Revenues Over Expenditures \$54,458**

**TOWN OF SWANSBORO  
REVENUES/EXPENDITURES  
TWO YEAR COMPARISON  
(AS OF SEPTEMBER 30, 2024)**

**SOLID WASTE ENTERPRISE FUND**



**ENCUMBRANCES INCLUDED**  
**Total Excess of Revenues Over Expenditures \$37,701**

**TOWN OF SWANSBORO  
LOAN REPORT  
(AS OF SEPTEMBER 30, 2024)**

<b>Item</b>	<b>Principal Balance</b>	<b>Interest Rate</b>	<b>End Date</b>	<b>Annual Debt Service</b>
<b>Town Hall/Tanker</b>	<b>\$317,275</b>	<b>2.69</b>	<b>03/21/2028</b>	<b>\$84,724</b>
<b>Public Safety Facility</b>	<b>\$40,000</b>	<b>2.58</b>	<b>12/22/2024</b>	<b>\$42,064</b>
<b>Fire Truck</b>	<b>\$136,806</b>	<b>2.08</b>	<b>11/01/2026</b>	<b>\$47,512</b>
<b>Sleeping Quarters</b>	<b>\$75,000</b>	<b>2.43</b>	<b>12/14/2026</b>	<b>\$28,038</b>
<b>Grapple Truck/Town Hall Generator</b>	<b>\$47,106</b>	<b>1.72</b>	<b>6/25/2025</b>	<b>\$47,917</b>
<b>Vehicles(Police &amp; Fire Department) &amp; Software</b>	<b>\$45,495</b>	<b>1.84</b>	<b>7/15/2026</b>	<b>\$23,377</b>
<b>Cab Tractor/Dump Truck</b>	<b>\$254,500</b>	<b>4.82</b>	<b>4/3/2029</b>	<b>\$58,491</b>
<b>Total Debt</b>	<b>\$916,182</b>			<b>\$332,123</b>

**TOWN OF SWANSBORO  
CASH & INVESTMENTS REPORT  
(AS OF SEPTEMBER 30, 2024)**

**CASH & INVESTMENTS**

<b>BANK</b>	<b>BALANCE</b>	<b>INTEREST RATE</b>
<b>First Citizens Bank</b>	\$417,770	.05%
<b>NC CMT-General</b>	\$5,730,274	5.07%
<b>TD Bank</b> (SCIF Funds for EOC & Sidewalks)	\$9,345,829	5.10%



# GRANT UPDATE

	Budget	YTD Expenditures	Encumbrances	Unencumbered
American Rescue Plan Act Fund	\$1,102,599	\$1,029,592	\$9,269	\$63,738
Swansboro Bicentennial Park Boardwalk Extension	\$302,800	\$156,440	\$0	\$146,360
Emergency Operation Center	\$9,260,606	\$20,190	\$0	\$9,240,416
Emmertown School Repairs	\$424,000	\$90,723	\$0	\$333,277
Stormwater Master Plan	\$400,000	\$91,063	\$0	\$308,937
Total Outstanding Grants	\$11,490,005	\$1,388,008	\$9,269	\$10,092,728

*Any Questions*

?