

TOWN OF SWANSBORO
FINANCIAL REPORT
(AS OF JUNE 30, 2023)

REVENUES

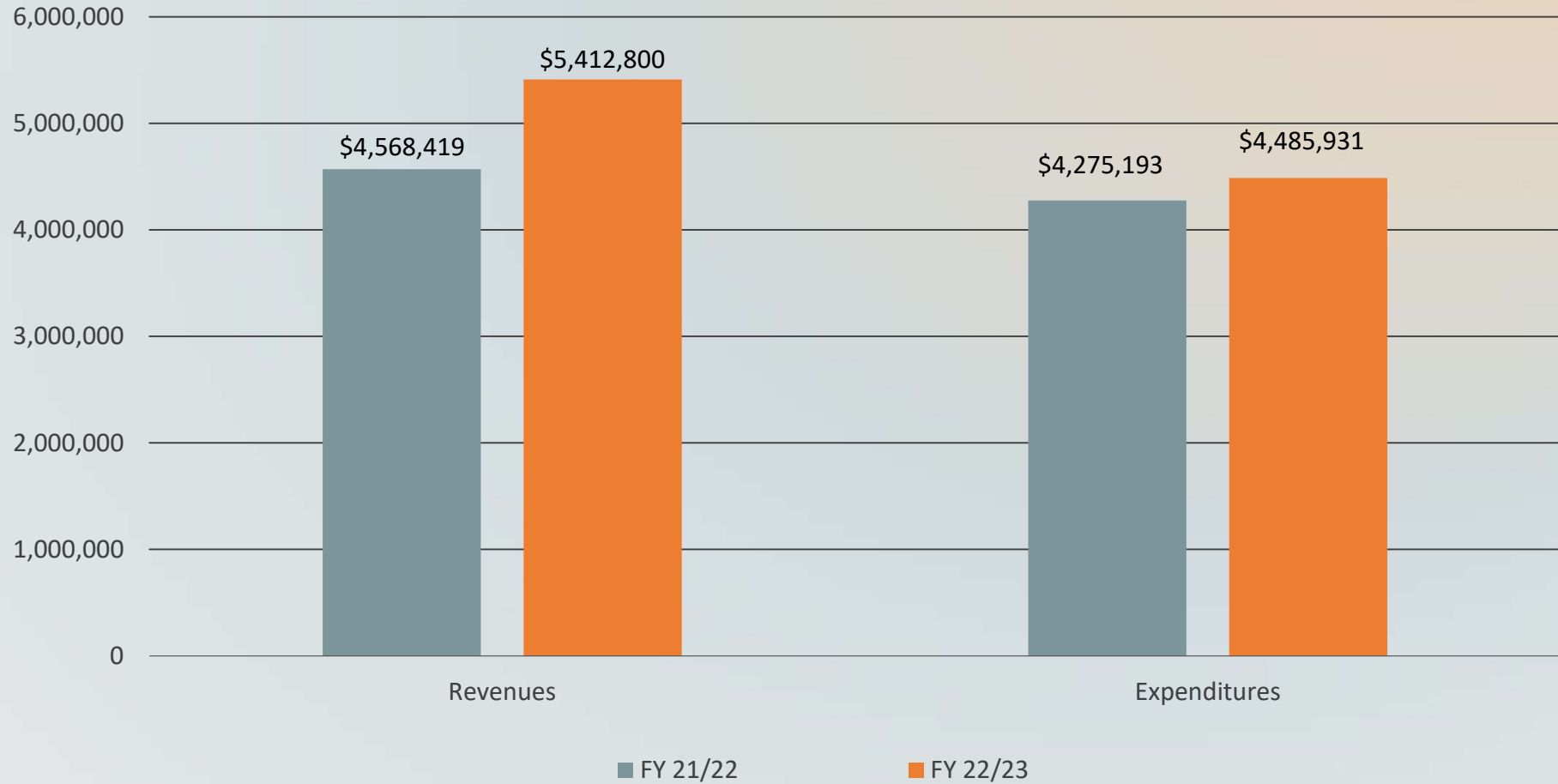
EXPENDITURES

LOAN PAYMENTS

INVESTMENTS

**TOWN OF SWANSBORO
REVENUES/EXPENDITURES
TWO YEAR COMPARISON
(AS OF JUNE 30, 2023)**

GENERAL FUND



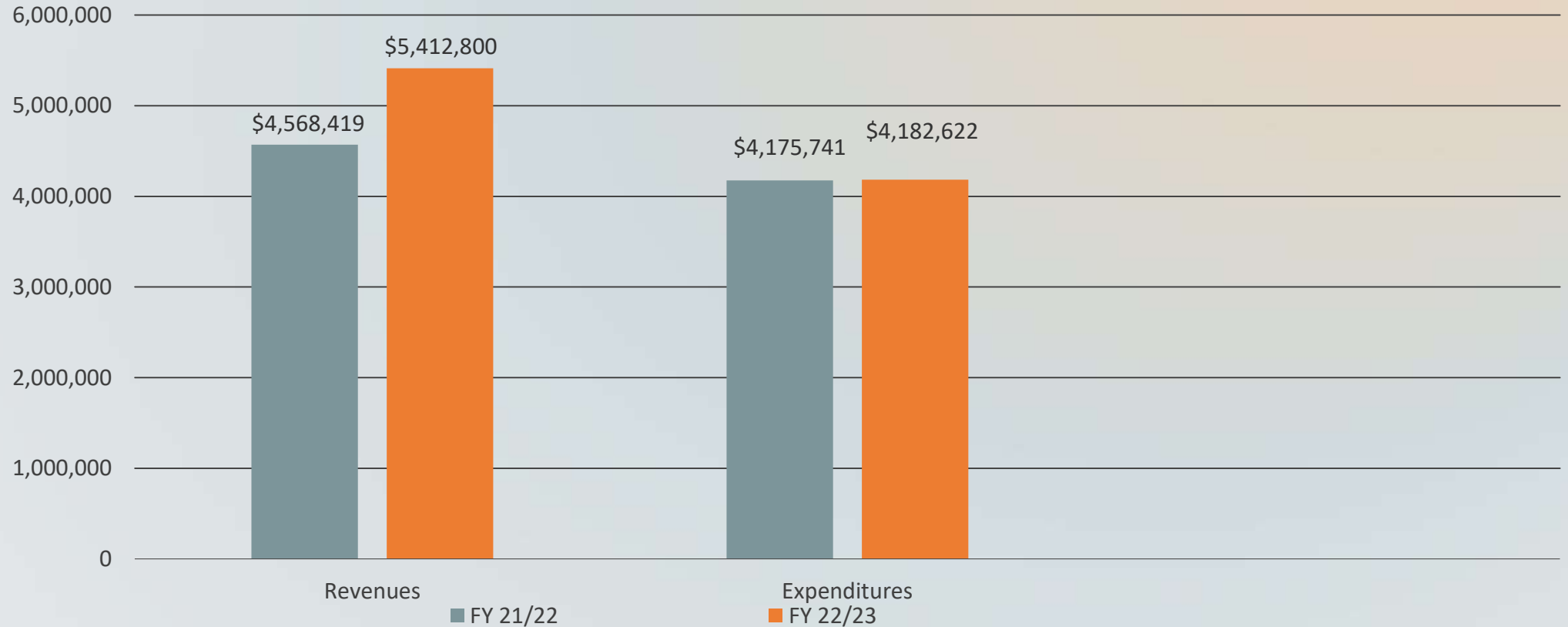
ENCUMBRANCES INCLUDED

Total Excess of Revenues Over Expenditures \$926,869

**TOWN OF SWANSBORO
REVENUES/EXPENDITURES
TWO YEAR COMPARISON
(AS OF JUNE 30, 2023)**

(ACTUAL)

GENERAL FUND

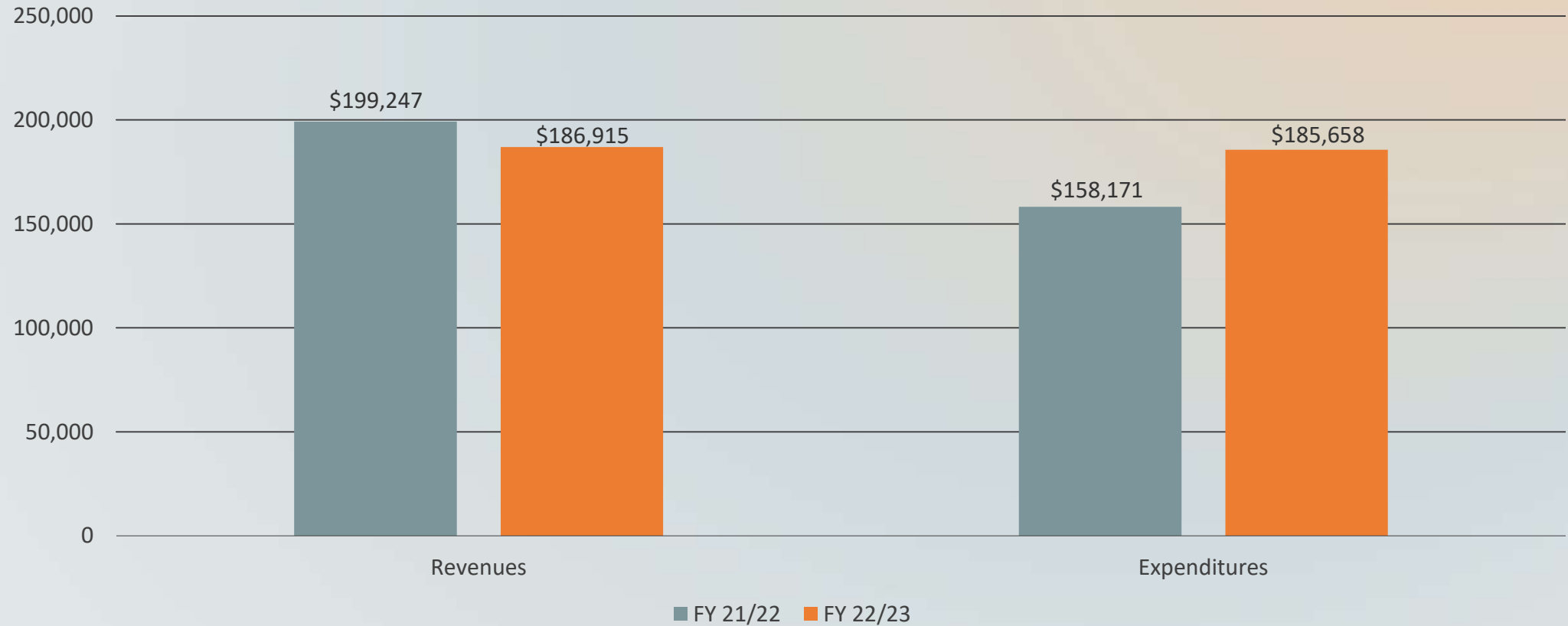


(ENCUMBRANCES NOT INCLUDED)
Total Excess of Revenues Over Expenditures \$1,230,178

DEPT.	BUDGET	YTD ACTUAL	(PURCHASE ORDERS) ENCUMBERED BALANCE	SPENT % June 30, 2023
GOVERNING BODY	29,902	23,579	-	78.9%
ADMIN SERVICES	376,563	352,449	4,773	94.9%
FINANCE	265,670	253,807	8,633	98.8%
LEGAL	43,000	38,257	-	89.0%
PUBLIC BUILDINGS	389,207	322,929	17,467	87.5%
FIRE	1,097,803	907,848	60,562	88.2%
PERMITTING	362,328	290,210	5,442	81.6%
POLICE	1,143,718	887,504	53,316	82.3%
PUBLIC WORKS-STREETS	375,286	260,640	22,766	75.5%
POWELL BILL-STREETS	135,830	10,465	78,874	65.8%
PARKS & RECREATION	376,204	322,037	19,021	90.7%
CHURCH STREET DOCK	9,454	7,061	810	83.2%
EMERGENCY MANAGEMENT	2,700	2,700	-	100.0%
FESTIVALS & EVENTS	124,449	85,481	4,525	72.3%
NON DEPARTMENTAL	524,972	416,608	27,121	84.5%
TOTAL	5,257,085	4,181,575	303,309	85.31%

**TOWN OF SWANSBORO
REVENUES/EXPENDITURES
TWO YEAR COMPARISON
(AS OF JUNE 30, 2023)**

STORMWATER ENTERPRISE FUND

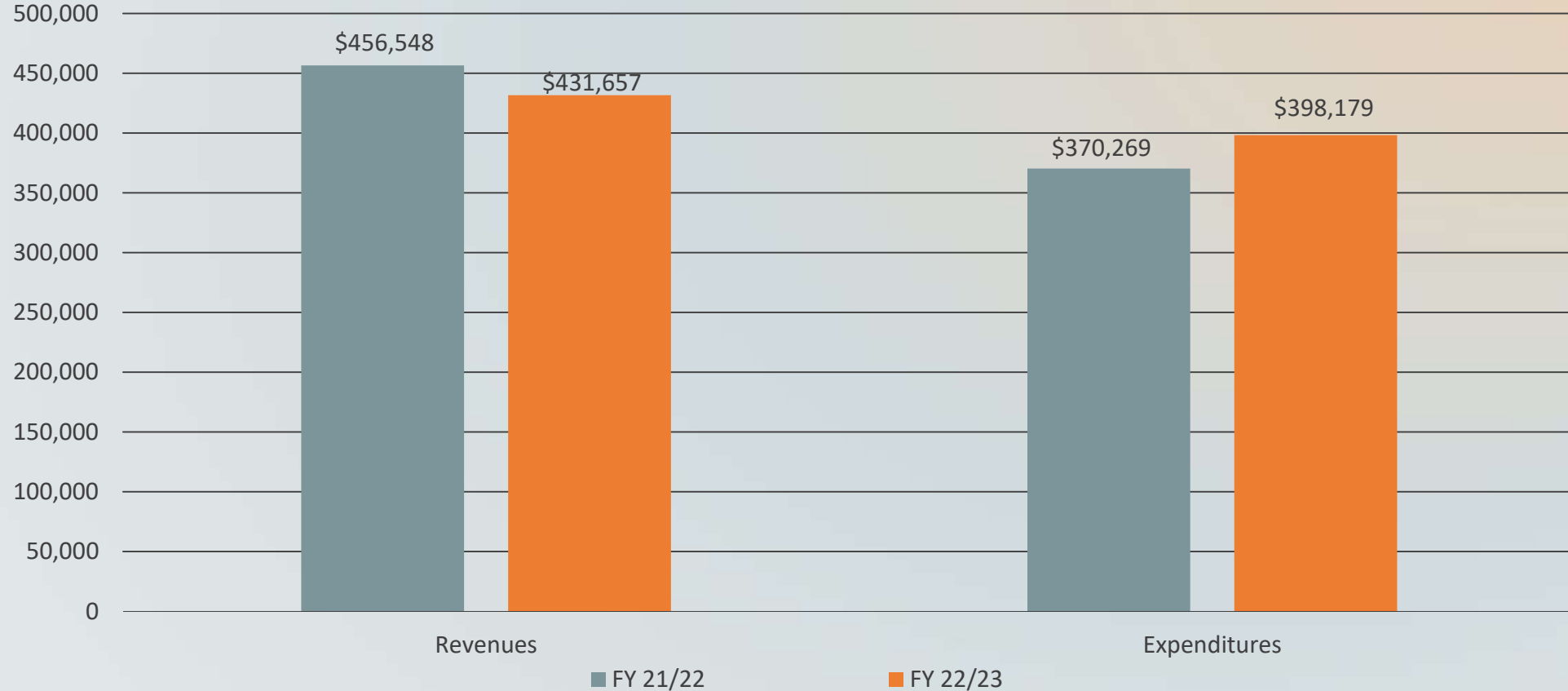


ENCUMBRANCES INCLUDED

Total Excess of Revenues Over Expenditures \$1,257

**TOWN OF SWANSBORO
REVENUES/EXPENDITURES
TWO YEAR COMPARISON
(AS OF JUNE 30, 2023)**

SOLID WASTE ENTERPRISE FUND



ENCUMBRANCES INCLUDED
Total Excess of Revenues Over Expenditures \$33,478

TOWN OF SWANSBORO LOAN REPORT (AS OF JUNE 30, 2023)

Item	Principal Balance	Interest Rate	End Date	Annual Debt Service
Town Hall/Tanker	\$391,469	2.69	03/21/2028	\$84,724
Public Safety Facility	\$80,000	2.58	12/22/2024	\$42,064
Fire Truck	\$179,671	2.08	11/01/2026	\$47,512
Sleeping Quarters	\$100,000	2.43	12/14/2026	\$28,038
Grapple Truck/Town Hall Generator	\$93,416	1.72	6/25/2025	\$47,917
Vehicles(Police & Fire Department) & Software	\$67,627	1.84	7/15/2026	\$23,377
Total Debt	\$912,183			\$273,632

**TOWN OF SWANSBORO
CASH & INVESTMENTS REPORT
(AS OF JUNE 30, 2023)**

CASH & INVESTMENTS

BANK	BALANCE	INTEREST RATE
First Citizens Bank	6,646,653	.10%
NC CMT-General	\$5,544,748	5.0%

OSBM Funds included in First Citizens Bank balance- \$6,100,000

- **Emergency Operations Center-\$6,000,000**
- **Sidewalks-\$100,000**

GRANT UPDATE

	Budget	YTD Expenditures	Encumbrances	Unencumbered
American Rescue Plan Act Fund	\$1,065,725	\$769,616	\$51,707	\$244,402
Swansboro Bicentennial Park Boardwalk Extension	\$176,350	\$28,878	\$0	\$147,472
Emergency Operation Center	\$6,005,995	\$18,280	\$0	\$5,987,715
Emmertton School Repairs	\$424,000	\$4,180	\$0	\$419,820
Total Outstanding Grants	\$7,672,070	\$820,954	\$51,707	\$6,799,409

Any Questions

?