

**TOWN OF SWANSBORO  
FINANCIAL REPORT  
(AS OF DECEMBER 31, 2024)**

*REVENUES*

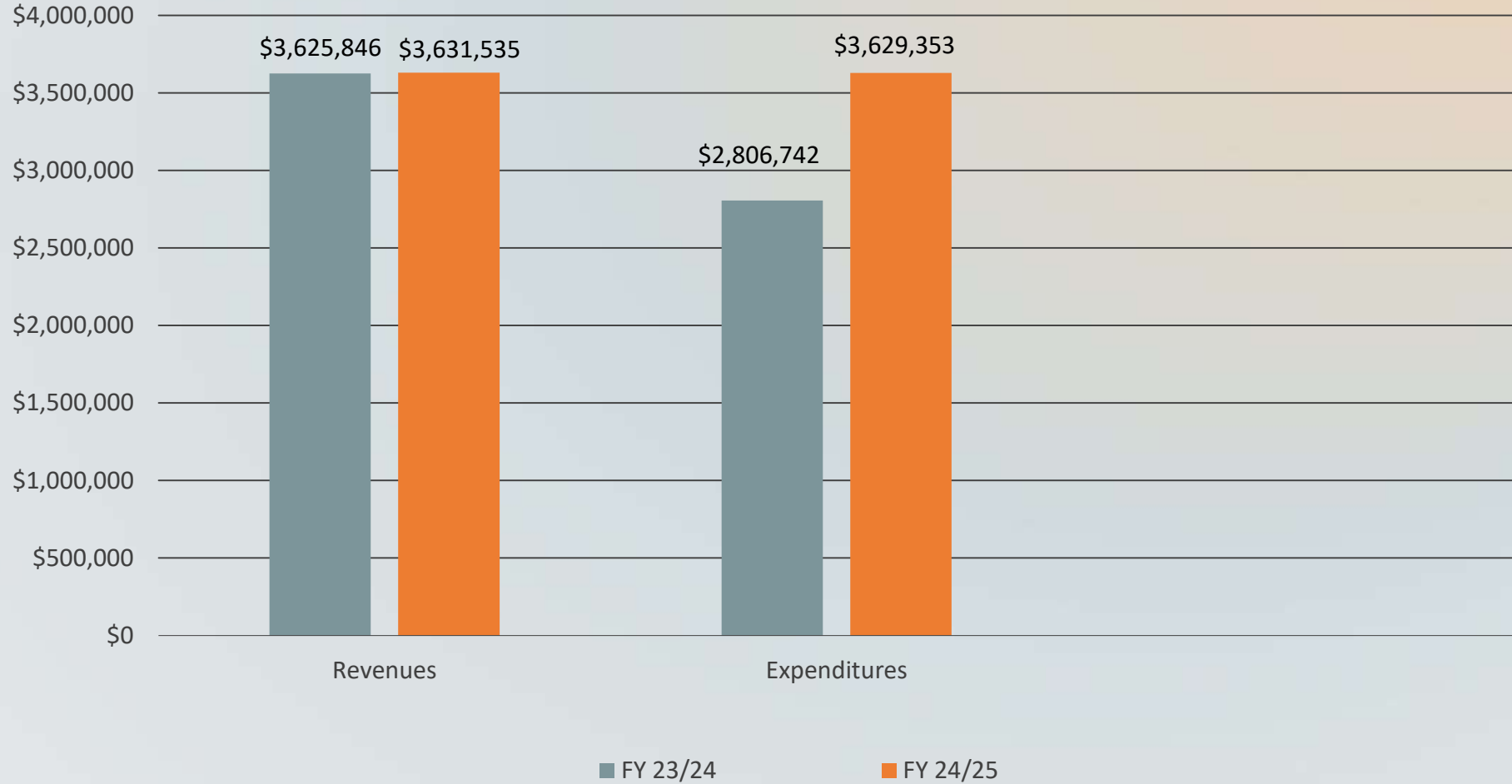
*EXPENDITURES*

*LOAN PAYMENTS*

*INVESTMENTS*

**TOWN OF SWANSBORO  
REVENUES/EXPENDITURES  
TWO YEAR COMPARISON  
(AS OF DECEMBER 31, 2024)**

**GENERAL FUND**



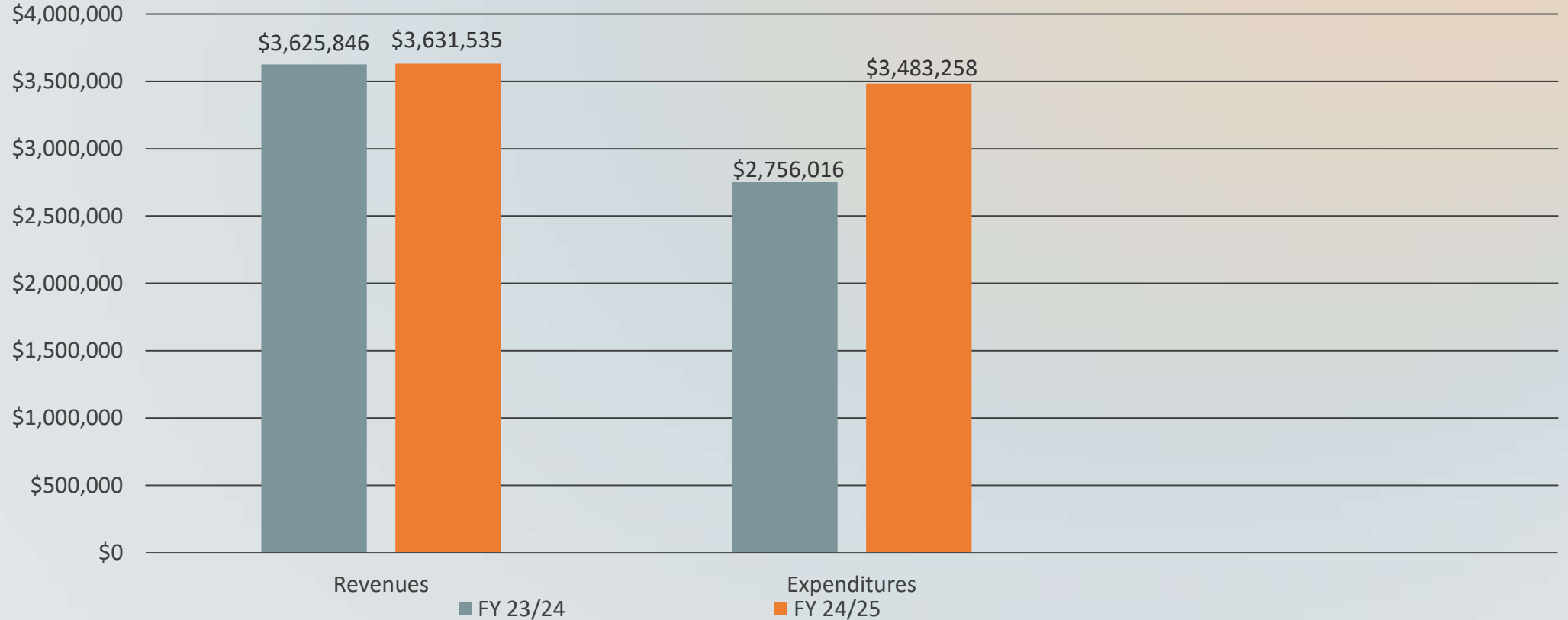
**ENCUMBRANCES INCLUDED**

**Total Excess of Revenues Over Expenditures \$2,182**

**TOWN OF SWANSBORO  
REVENUES/EXPENDITURES  
TWO YEAR COMPARISON  
(AS OF DECEMBER 31, 2024)**

**(ACTUAL)**

**GENERAL FUND**



**(ENCUMBRANCES NOT INCLUDED)**

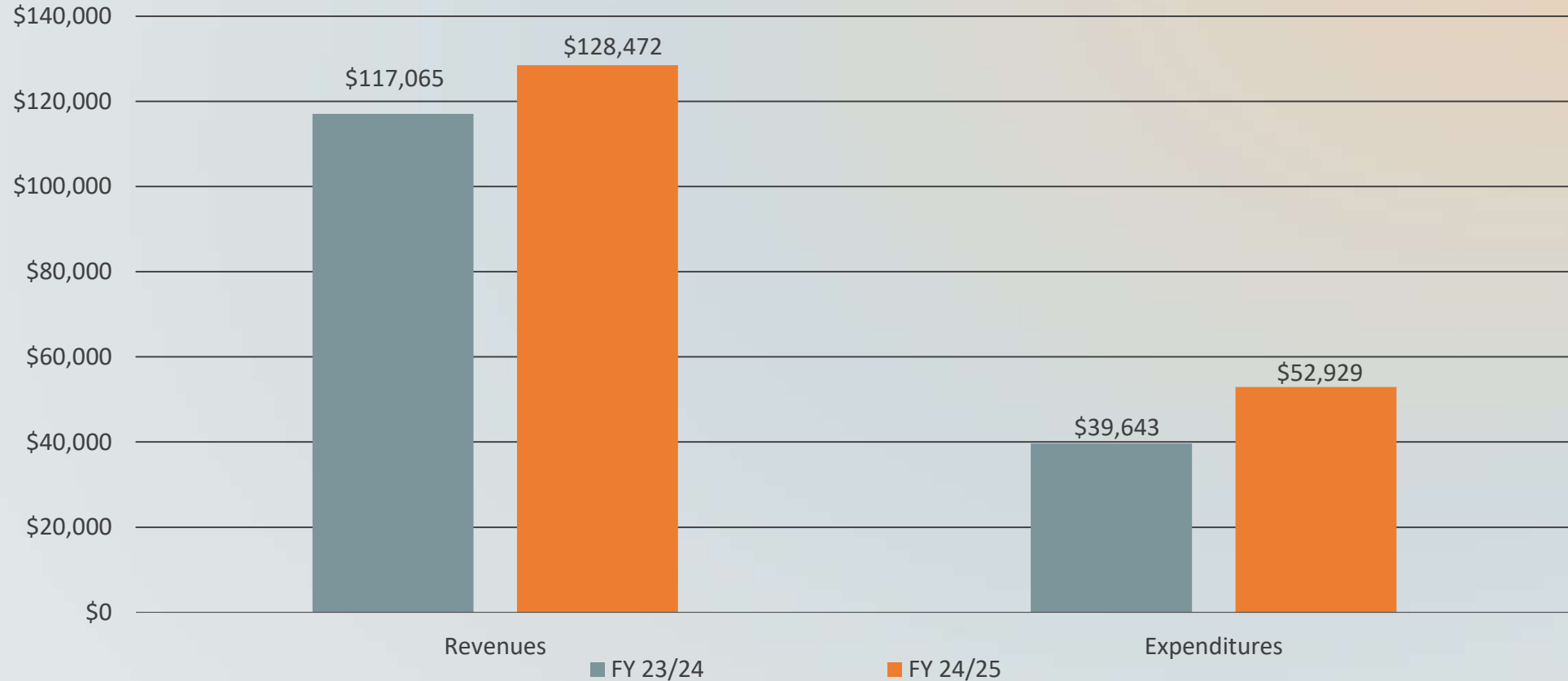
**Total Excess of Revenues Over Expenditures \$148,277**

DEPT.	BUDGET	YTD ACTUAL	(PURCHASE ORDERS) ENCUMBERED BALANCE	SPENT % December 31, 2024
GOVERNING BODY	45,195	15,296	490	34.9%
ADMIN SERVICES	432,052	212,386	2,733	49.8%
FINANCE	315,178	137,648	565	43.9%
LEGAL	59,300	25,091	-	42.3%
PUBLIC BUILDINGS	379,723	163,880	2,594	43.8%
FIRE	2,013,046	770,640	90,313	42.8%
PERMITTING	288,270	177,604	824	61.9%
PLANNING	86,293	38,937	-	45.1%
POLICE	1,349,905	499,932	15,654	38.2%
PUBLIC WORKS-STREETS	1,498,086	722,766	2,511	48.4%
POWELL BILL-STREETS	191,791	78,598	461	41.2%
PARKS & RECREATION	486,086	153,848	13,025	34.3%
DOWNTOWN FACILITIES	130,326	41,710	892	32.7%
EMERGENCY MANAGEMENT	10,850	10,298	69	95.5%
FESTIVALS & EVENTS	134,635	83,198	13,924	72.1%
NON DEPARTMENTAL	612,764	351,425	2,042	57.7%
<b>TOTAL</b>	<b>8,033,500</b>	<b>3,483,258</b>	<b>146,095</b>	<b>45.18%</b>

\*\*

**TOWN OF SWANSBORO  
REVENUES/EXPENDITURES  
TWO YEAR COMPARISON  
(AS OF DECEMBER 31, 2024)**

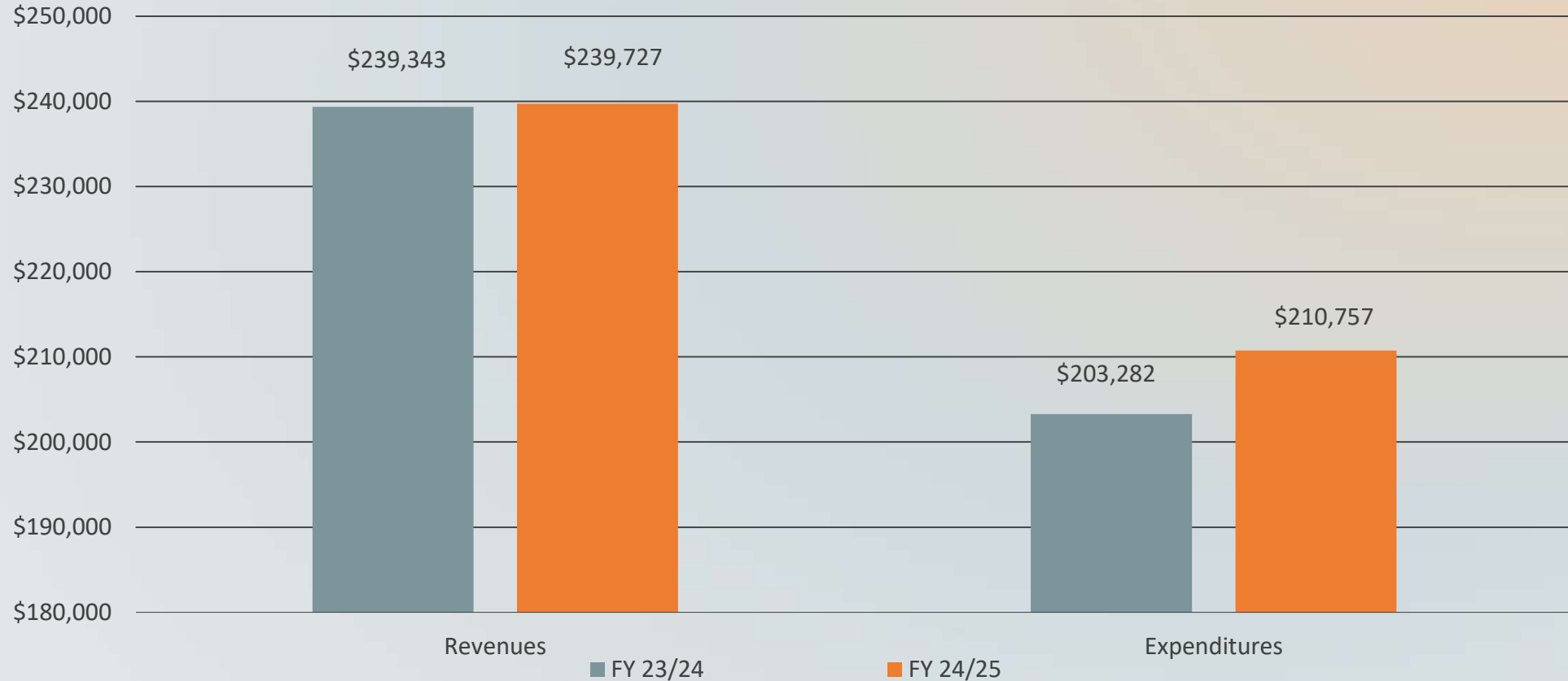
**STORMWATER ENTERPRISE FUND**



**ENCUMBRANCES INCLUDED**  
**Total Excess of Revenues Over Expenditures \$75,543**

**TOWN OF SWANSBORO  
REVENUES/EXPENDITURES  
TWO YEAR COMPARISON  
(AS OF DECEMBER 31, 2024)**

**SOLID WASTE ENTERPRISE FUND**



**ENCUMBRANCES INCLUDED**

**Total Excess of Revenues Over Expenditures \$28,970**

**TOWN OF SWANSBORO  
LOAN REPORT  
(AS OF DECEMBER 31, 2024)**

<b>Item</b>	<b>Principal Balance</b>	<b>Interest Rate</b>	<b>End Date</b>	<b>Annual Debt Service</b>
<b>Town Hall/Tanker</b>	<b>\$317,275</b>	<b>2.69</b>	<b>03/21/2028</b>	<b>\$84,724</b>
<b>Public Safety Facility</b>	<b>\$0.00</b> <b>PAID IN FULL</b>	<b>2.58</b>	<b>12/22/2024</b>	<b>\$41,032</b>
<b>Fire Truck</b>	<b>\$92,139</b>	<b>2.08</b>	<b>11/01/2026</b>	<b>\$47,512</b>
<b>Sleeping Quarters</b>	<b>\$50,000</b>	<b>2.43</b>	<b>12/14/2026</b>	<b>\$26,823</b>
<b>Grapple Truck/Town Hall Generator</b>	<b>\$47,106</b>	<b>1.72</b>	<b>6/25/2025</b>	<b>\$47,917</b>
<b>Vehicles(Police &amp; Fire Department) &amp; Software</b>	<b>\$45,495</b>	<b>1.84</b>	<b>7/15/2026</b>	<b>\$23,377</b>
<b>Cab Tractor/Dump Truck</b>	<b>\$254,500</b>	<b>4.82</b>	<b>4/3/2029</b>	<b>\$58,491</b>
<b>Total Debt</b>	<b>\$806,515</b>			<b>\$329,876</b>

**TOWN OF SWANSBORO  
CASH & INVESTMENTS REPORT  
(AS OF DECEMBER 31, 2024)**

**CASH & INVESTMENTS**

<b>BANK</b>	<b>BALANCE</b>	<b>INTEREST RATE</b>
<b>First Citizens Bank</b>	\$815,898	.10%
<b>NC CMT-General</b>	\$5,946,606	4.47%
<b>TD Bank</b> (SCIF Funds for EOC & Sidewalks)	\$9,450,515	4.32%



# GRANT UPDATE

	Budget	YTD Expenditures	Encumbrances	Unencumbered
American Rescue Plan Act Fund	\$1,102,599	\$1,032,492	\$70,107	\$0.00
Swansboro Bicentennial Park Boardwalk Extension	\$302,800	\$180,190	\$0	\$122,610
Emergency Operation Center	\$9,370,893	\$24,840	\$0	\$9,346,053
Emmerton School Repairs	\$424,000	\$161,075	\$0	\$262,925
Stormwater Master Plan	\$400,000	\$96,895	\$0	\$303,105
Total Outstanding Grants	\$11,600,292 0	\$1,495,492	\$70,107	\$10,034,693

*Any Questions*

?