

**TOWN OF SWANSBORO
FINANCIAL REPORT
(AS OF OCTOBER 31, 2023)**

REVENUES

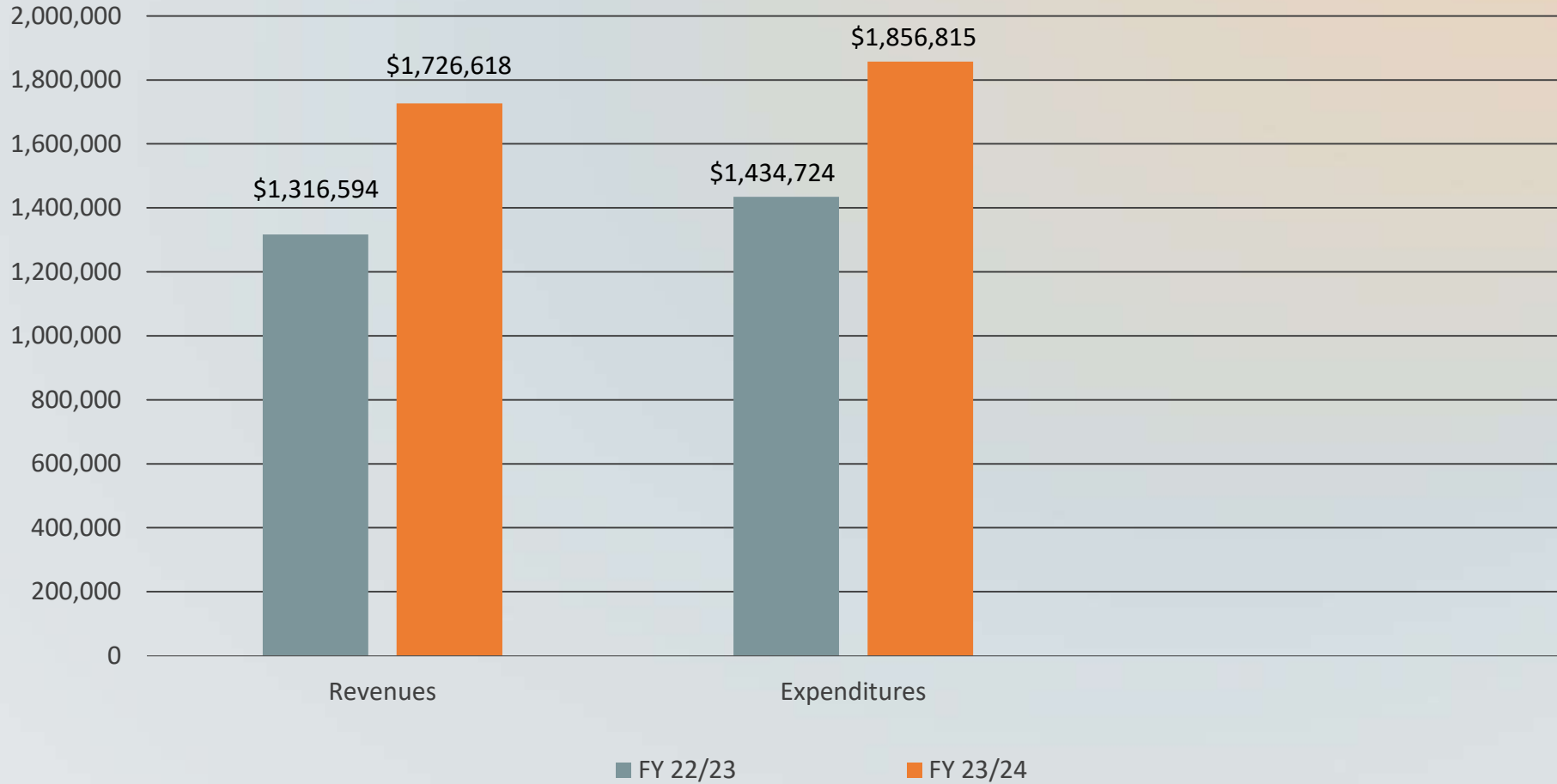
EXPENDITURES

LOAN PAYMENTS

INVESTMENTS

**TOWN OF SWANSBORO
REVENUES/EXPENDITURES
TWO YEAR COMPARISON
(AS OF OCTOBER 31, 2023)**

GENERAL FUND



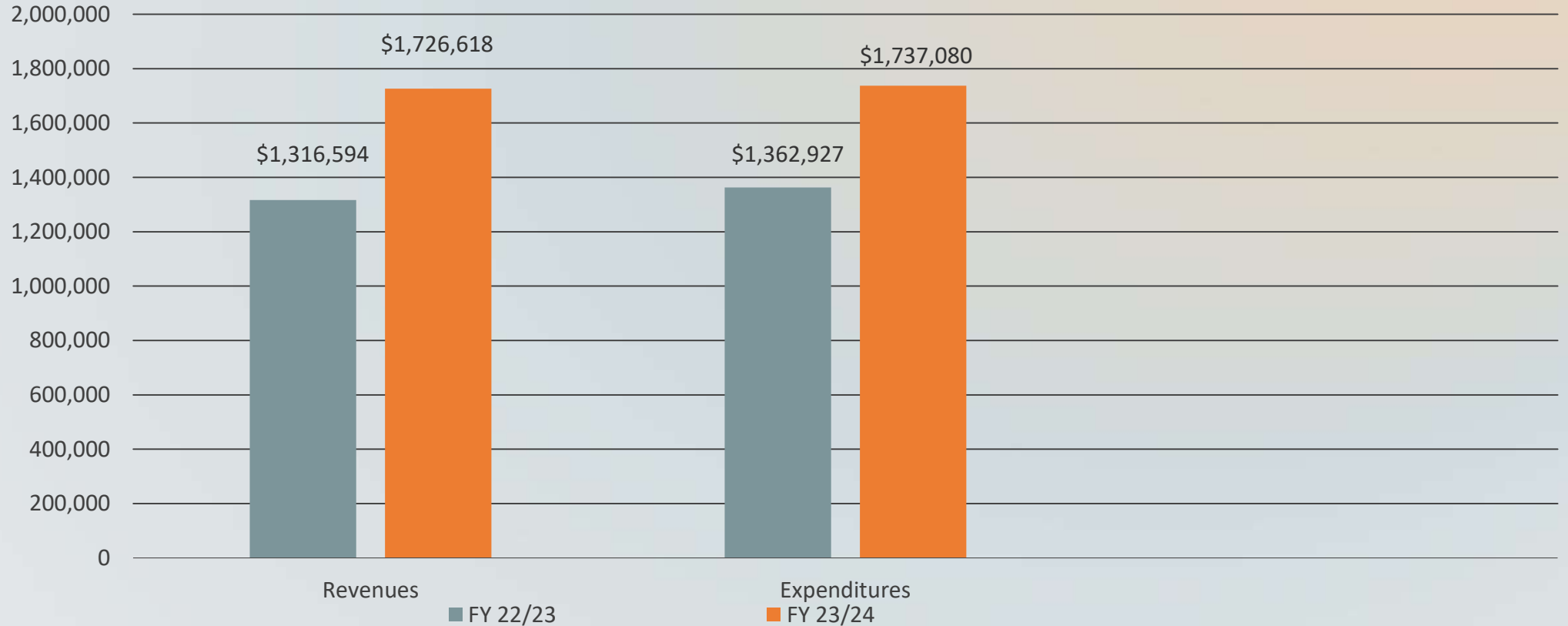
ENCUMBRANCES INCLUDED

Total Excess of Revenues Over Expenditures (\$130,197)

**TOWN OF SWANSBORO
REVENUES/EXPENDITURES
TWO YEAR COMPARISON
(AS OF OCTOBER 31, 2023)**

(ACTUAL)

GENERAL FUND



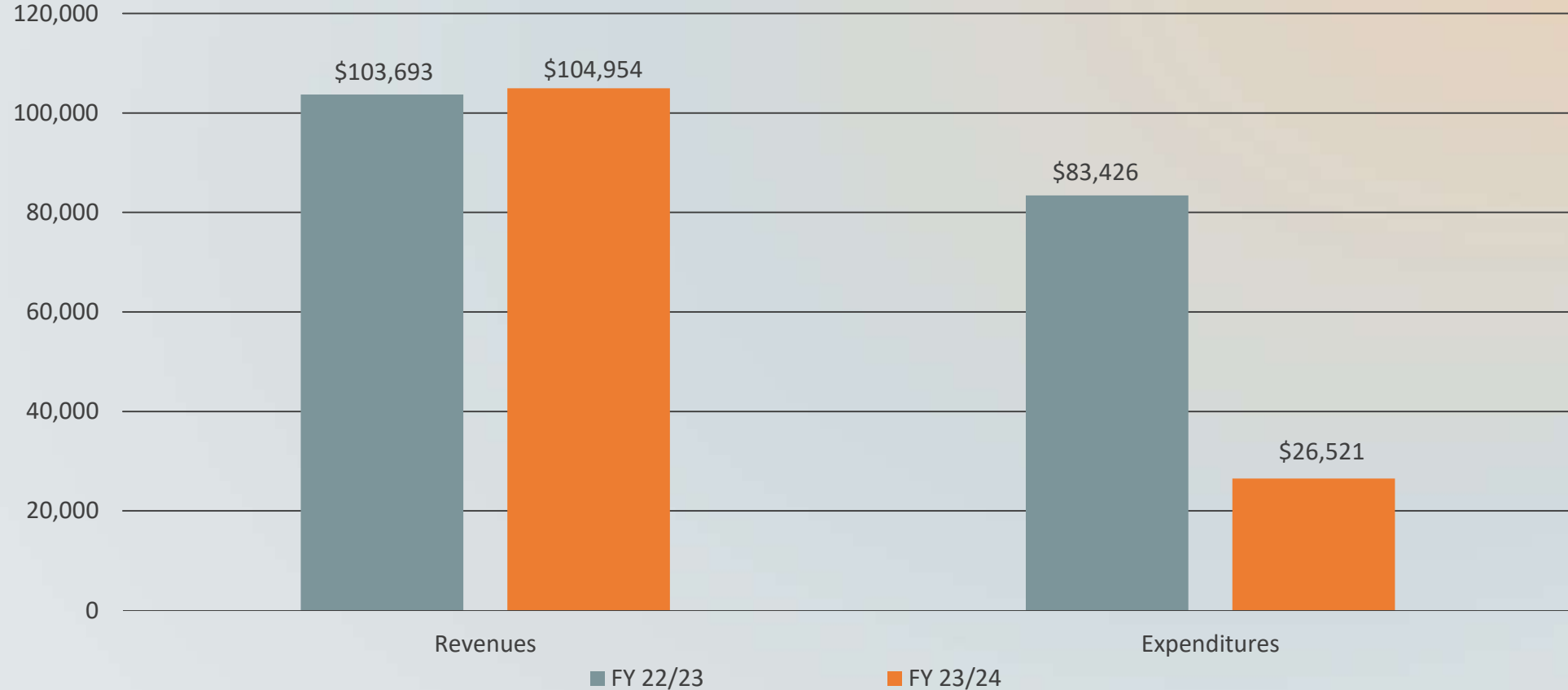
(ENCUMBRANCES NOT INCLUDED)

Total Excess of Revenues Over Expenditures (\$10,462)

DEPT.	BUDGET	YTD ACTUAL	(PURCHASE ORDERS) ENCUMBERED BALANCE	SPENT % Ocotber 31, 2023
GOVERNING BODY	43,476	17,165	986	41.7%
ADMIN SERVICES	426,686	130,678	6,263	32.1%
FINANCE	288,745	80,204	423	27.9%
LEGAL	43,000	12,510	-	29.1%
PUBLIC BUILDINGS	386,000	69,614	2,508	18.7%
FIRE	1,344,513	417,691	80,864	37.1%
PERMITTING	389,292	112,195	-	28.8%
POLICE	1,208,251	338,644	3,393	28.3%
PUBLIC WORKS-STREETS	536,452	79,834	1,407	15.1%
POWELL BILL-STREETS	110,084	1,765	700	2.2%
PARKS & RECREATION	354,732	87,629	15,679	29.1%
CHURCH STREET DOCK/VISITOE CENTER	176,127	10,251	912	6.3%
EMERGENCY MANAGEMENT	44,306	10,234	500	24.2%
FESTIVALS & EVENTS	124,653	56,632	6,100	50.3%
NON DEPARTMENTAL	571,140	312,034	-	54.6%
TOTAL	6,047,457	1,737,080	119,735	30.70%

**TOWN OF SWANSBORO
REVENUES/EXPENDITURES
TWO YEAR COMPARISON
(AS OF OCTOBER 31, 2023)**

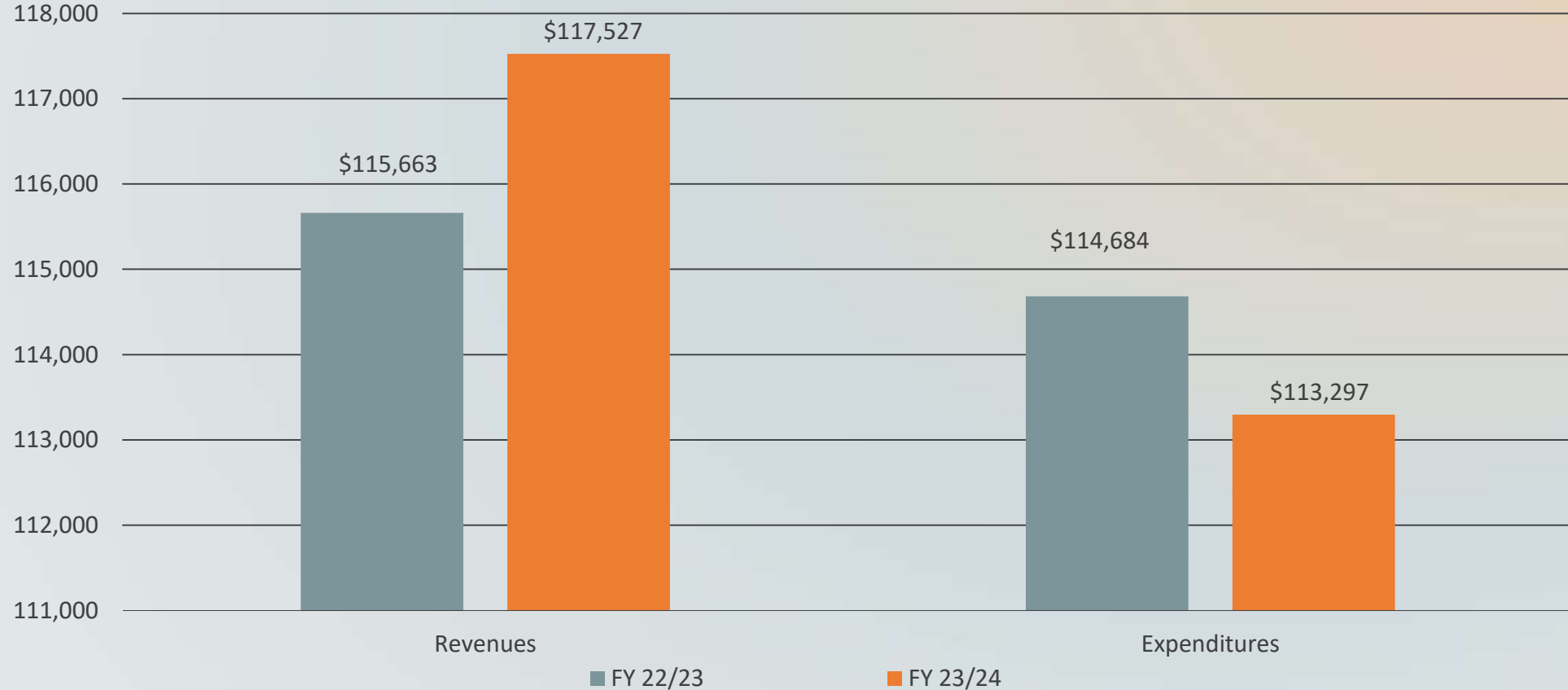
STORMWATER ENTERPRISE FUND



ENCUMBRANCES INCLUDED
Total Excess of Revenues Over Expenditures \$78,433

**TOWN OF SWANSBORO
REVENUES/EXPENDITURES
TWO YEAR COMPARISON
(AS OF OCTOBER 31, 2023)**

SOLID WASTE ENTERPRISE FUND



ENCUMBRANCES INCLUDED
Total Excess of Revenues Over Expenditures \$4,230

**TOWN OF SWANSBORO
LOAN REPORT
(AS OF OCTOBER 31, 2023)**

Item	Principal Balance	Interest Rate	End Date	Annual Debt Service
Town Hall/Tanker	\$391,469	2.69	03/21/2028	\$84,724
Public Safety Facility	\$80,000	2.58	12/22/2024	\$42,064
Fire Truck	\$136,806	2.08	11/01/2026	\$47,512
Sleeping Quarters	\$100,000	2.43	12/14/2026	\$28,038
Grapple Truck/Town Hall Generator	\$93,416	1.72	6/25/2025	\$47,917
Vehicles(Police & Fire Department) & Software	\$67,627	1.84	7/15/2026	\$23,377
Total Debt	\$869,318			\$273,632

**TOWN OF SWANSBORO
CASH & INVESTMENTS REPORT
(AS OF OCTOBER 31, 2023)**

CASH & INVESTMENTS

BANK	BALANCE	INTEREST RATE
First Citizens Bank	\$6,154,168	.10%
NC CMT-General	\$5,359,822	5.25%



GRANT UPDATE

	Budget	YTD Expenditures	Encumbrances	Unencumbered
American Rescue Plan Act Fund	\$1,087,599	\$949,838	\$20,770	\$116,991
Swansboro Bicentennial Park Boardwalk Extension	\$277,800	\$34,000	\$0	\$243,800
Emergency Operation Center	\$6,009,261	\$19,723	\$0	\$5,989,538
Emmertown School Repairs	\$424,000	\$9,055	\$0	\$414,945
Total Outstanding Grants	\$7,798,660	\$1,012,616	\$20,770	\$6,765,274

Any Questions

?