

**TOWN OF SWANSBORO
FINANCIAL REPORT
(AS OF DECEMBER 31, 2022)**

REVENUES

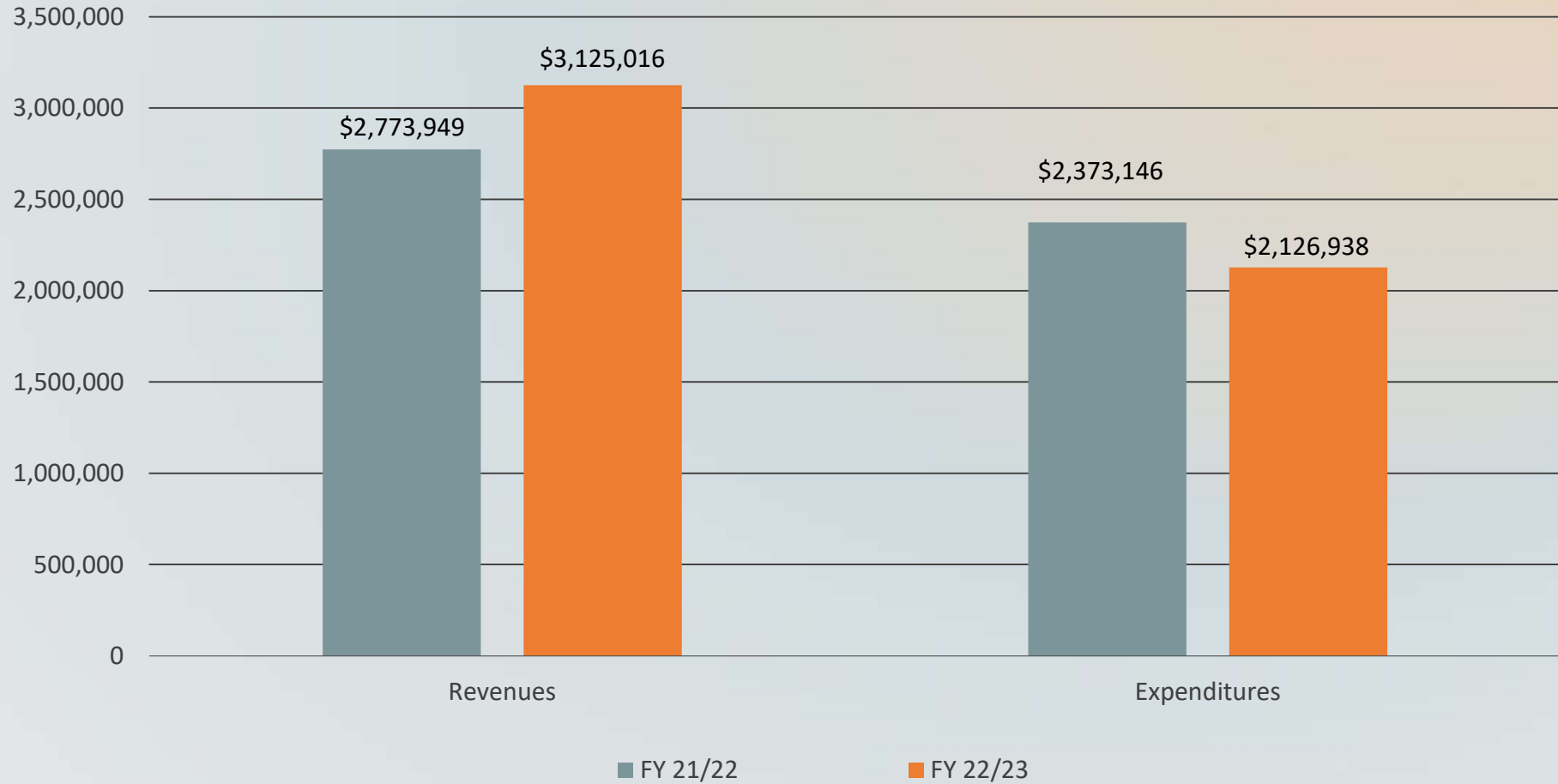
EXPENDITURES

LOAN PAYMENTS

INVESTMENTS

**TOWN OF SWANSBORO
REVENUES/EXPENDITURES
TWO YEAR COMPARISON
(AS OF DECEMBER 31, 2022)**

GENERAL FUND



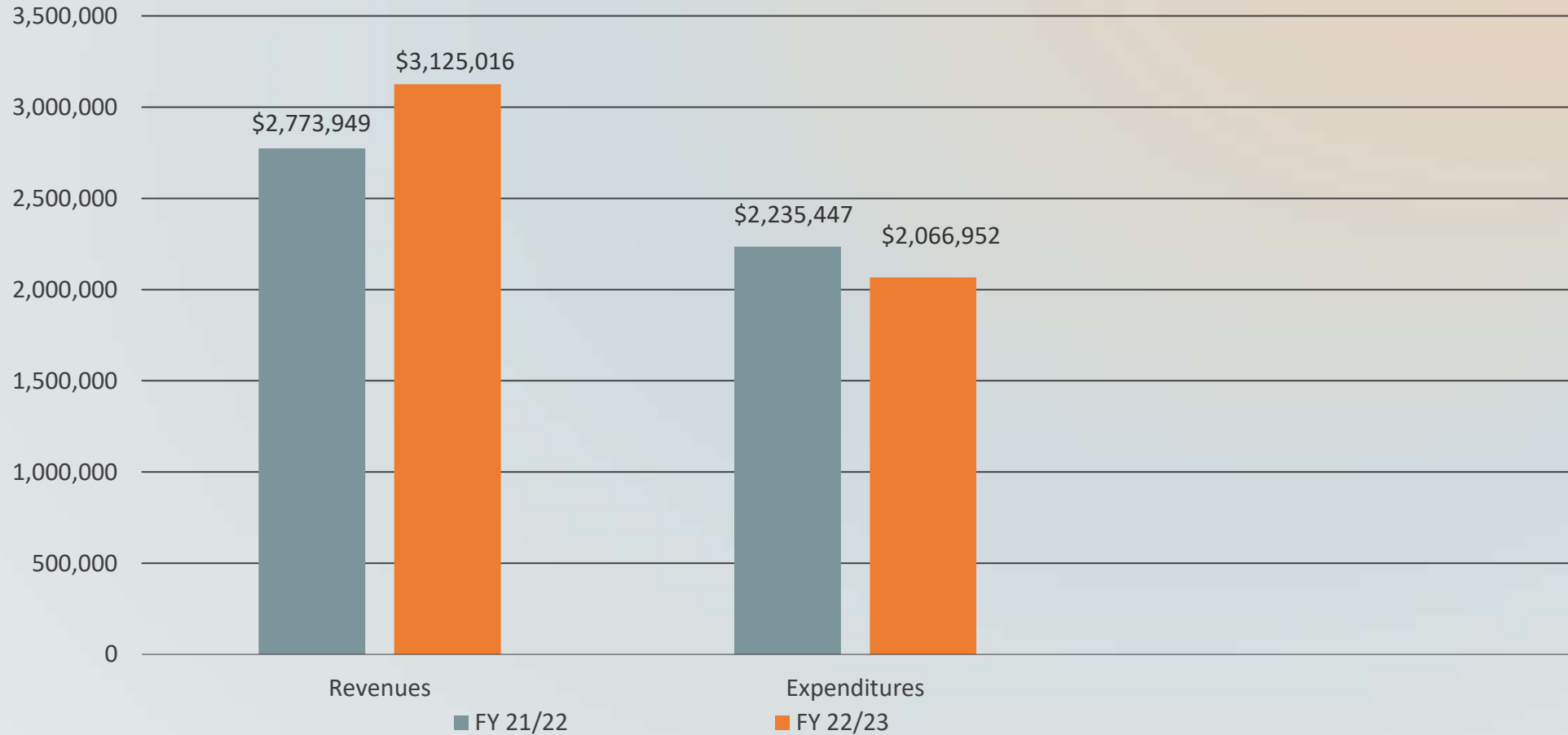
ENCUMBRANCES INCLUDED

Total Excess of Revenues Over Expenditures \$998,078

**TOWN OF SWANSBORO
REVENUES/EXPENDITURES
TWO YEAR COMPARISON
(AS OF DECEMBER 31, 2022)**

(ACTUAL)

GENERAL FUND

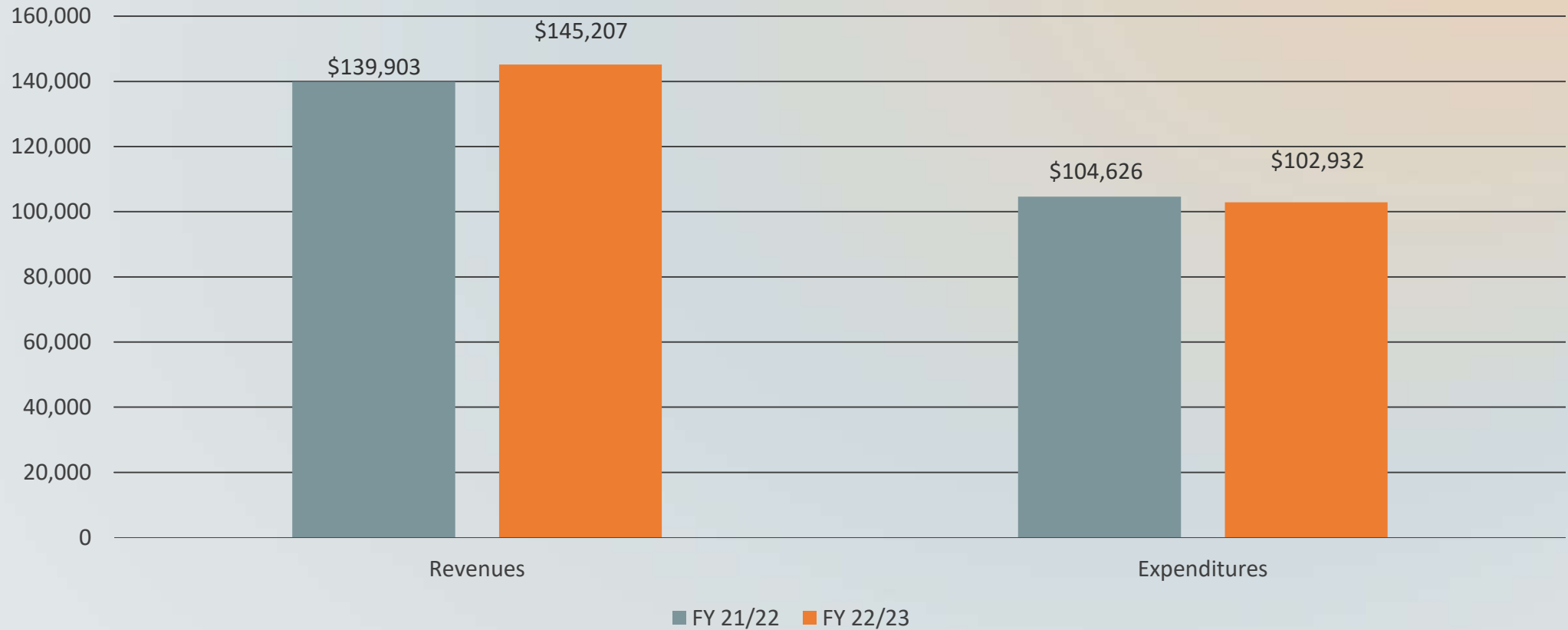


(ENCUMBRANCES NOT INCLUDED)
Total Excess of Revenues Over Expenditures \$1,058,064

DEPT.	BUDGET	YTD ACTUAL	(PURCHASE ORDERS) ENCUMBERED BALANCE	SPENT % December 31, 2022
GOVERNING BODY	29,902	13,629	-	45.6%
ADMIN SERVICES	374,944	196,486	-	52.4%
FINANCE	265,670	132,358	-	49.8%
LEGAL	43,000	17,795	-	41.4%
PUBLIC BUILDINGS	389,207	129,073	19,399	38.1%
FIRE	1,040,223	393,499	10,182	38.8%
PERMITTING	360,338	130,456	-	36.2%
POLICE	1,055,357	401,929	4,292	38.5%
PUBLIC WORKS-STREETS	375,286	147,004	1,919	39.7%
POWELL BILL-STREETS	111,526	3,866	2,607	5.8%
PARKS & RECREATION	357,647	144,658	15,920	44.9%
CHURCH STREET DOCK	7,590	2,588	579	41.7%
EMERGENCY MANAGEMENT	1,125	787	-	70.0%
FESTIVALS & EVENTS	122,849	53,132	5,084	47.4%
NON DEPARTMENTAL	483,302	299,693	3	62.0%
TOTAL	5,017,966	2,066,952	59,986	42.39%

**TOWN OF SWANSBORO
REVENUES/EXPENDITURES
TWO YEAR COMPARISON
(AS OF DECEMBER 31, 2022)**

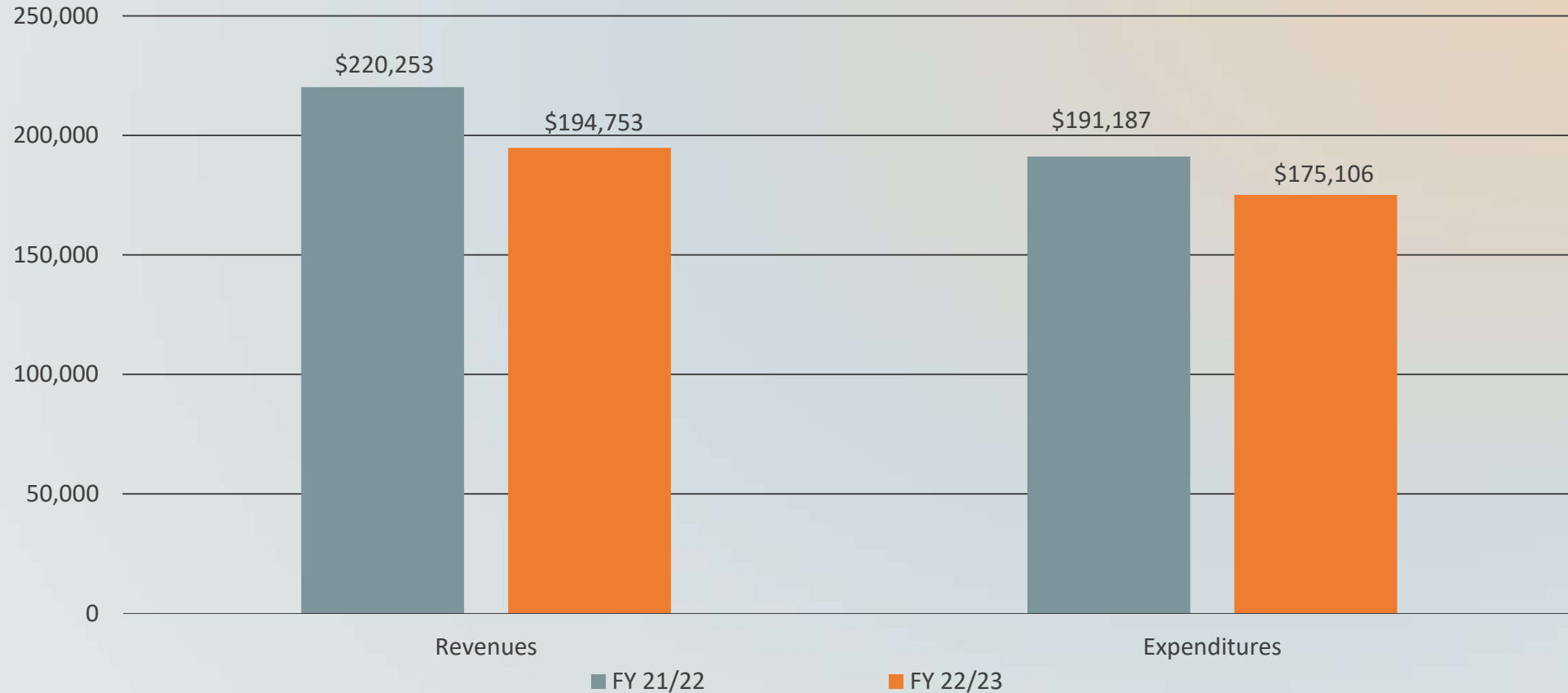
STORMWATER ENTERPRISE FUND



ENCUMBRANCES INCLUDED
Total Excess of Revenues Over Expenditures \$42,275

**TOWN OF SWANSBORO
REVENUES/EXPENDITURES
TWO YEAR COMPARISON
(AS OF DECEMBER 31, 2022)**

SOLID WASTE ENTERPRISE FUND



ENCUMBRANCES INCLUDED
Total Excess of Revenues Over Expenditures \$19,647

TOWN OF SWANSBORO LOAN REPORT (AS OF DECEMBER 31, 2022)

Item	Principal Balance	Interest Rate	End Date	Annual Debt Service
Town Hall/Tanker	\$463,719	2.69	03/21/2028	\$84,724
Public Safety Facility	\$80,000	2.58	12/22/2024	\$42,064
Fire Truck	\$179,671	2.08	11/01/2026	\$47,512
Sleeping Quarters	\$100,000	2.43	12/14/2026	\$28,038
Grapple Truck/Town Hall Generator	\$138,943	1.72	6/25/2025	\$47,917
Vehicles(Police & Fire Department) & Software	\$89,360	1.84	7/15/2026	\$23,377
Total Debt	\$1,051,693			\$273,632

**TOWN OF SWANSBORO
CASH & INVESTMENTS REPORT
(AS OF DECEMBER 31, 2022)**

CASH & INVESTMENTS

BANK	BALANCE	INTEREST RATE
First Citizens Bank	11,106,276	.10%
NC CMT-General	\$1,283,820	3.92%

OSBM Funds included in First Citizens Bank balance- \$6,100,000

- **Emergency Operations Center-\$6,000,000**
- **Sidewalks-\$100,000**

GRANT UPDATE

	Budget	YTD Expenditures	Encumbrances	Unencumbered
American Rescue Plan Act Fund	\$1,065,725	\$258,234	\$444,525	\$362,966
Swansboro Bicentennial Park Boardwalk Extension	\$163,350	\$15,397	\$0	\$147,953
Emergency Operation Center	\$6,003,975	\$78	\$0	\$6,003,897
Emmerton School Repairs	\$424,000	\$0	\$0	\$424,000
Total Outstanding Grants	\$7,657,050	\$273,709	\$444,525	\$6,938,816

Any Questions

?