

**TOWN OF SWANSBORO  
FINANCIAL REPORT  
(AS OF SEPTEMBER 30, 2022)**

*REVENUES*

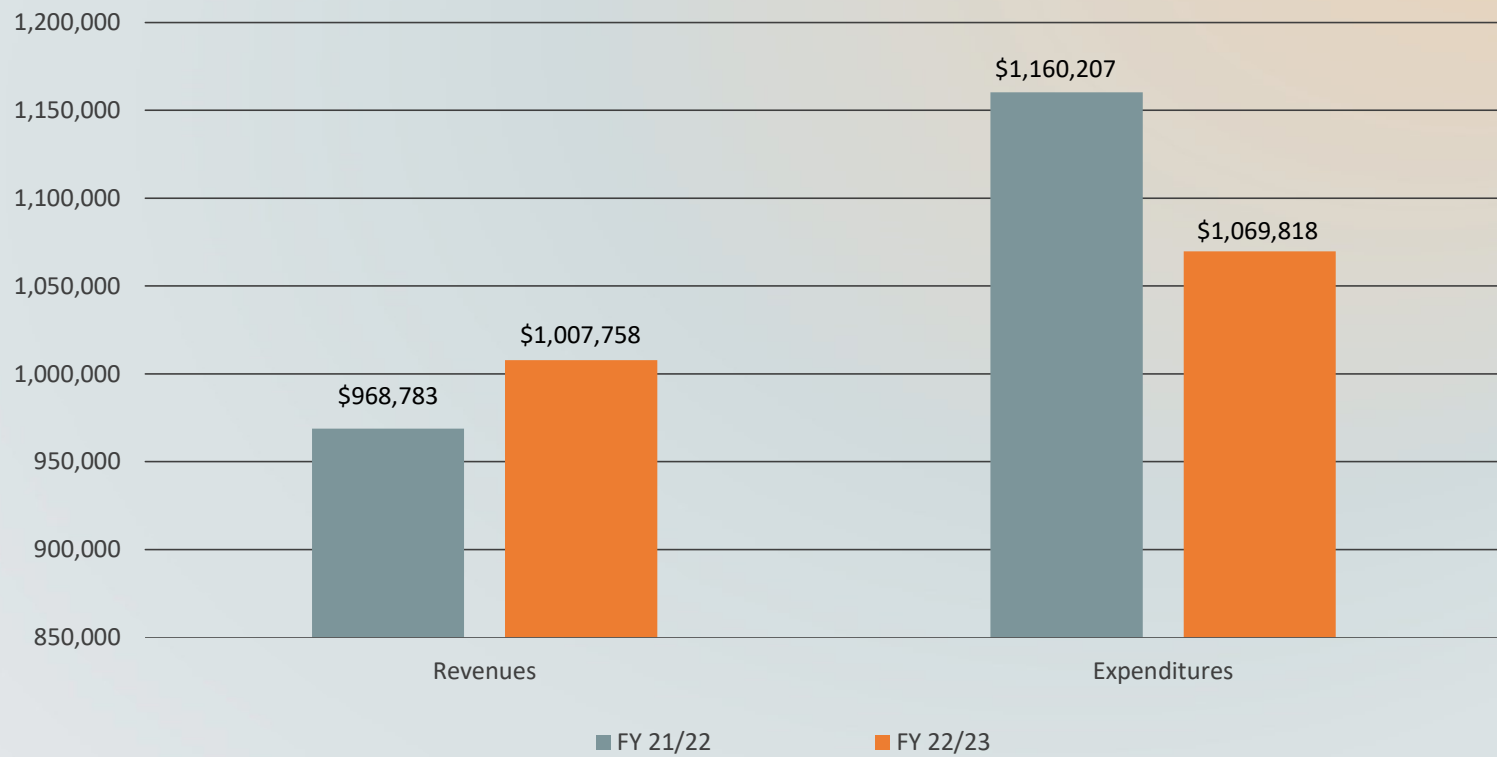
*EXPENDITURES*

*LOAN PAYMENTS*

*INVESTMENTS*

**TOWN OF SWANSBORO  
REVENUES/EXPENDITURES  
TWO YEAR COMPARISON  
(AS OF SEPTEMBER 30, 2022)**

**GENERAL FUND**



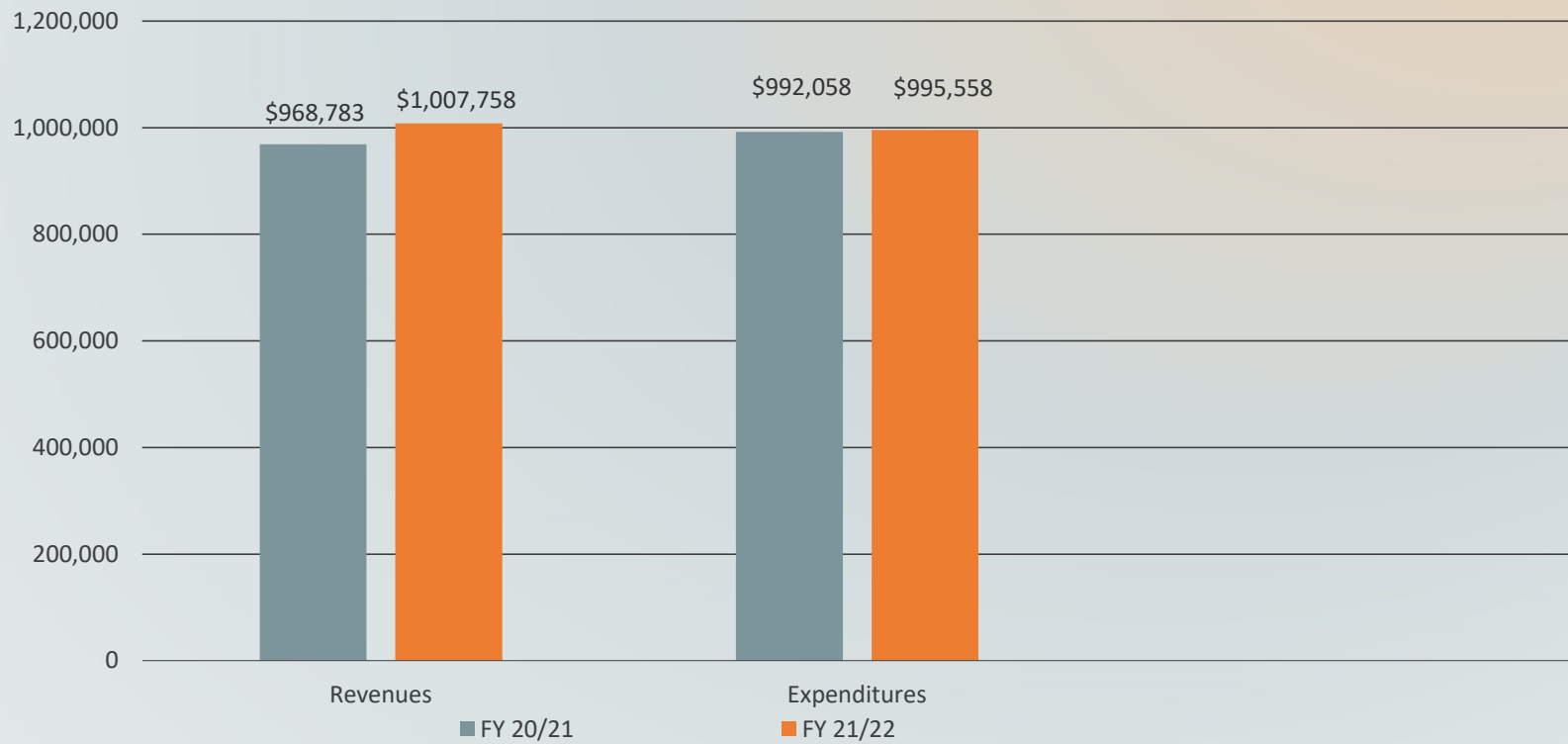
**ENCUMBRANCES INCLUDED**

**Total Excess of Revenues Over Expenditures (\$62,060)**

**TOWN OF SWANSBORO  
REVENUES/EXPENDITURES  
TWO YEAR COMPARISON  
(AS OF SEPTEMBER 30, 2022)**

**(ACTUAL)**

**GENERAL FUND**

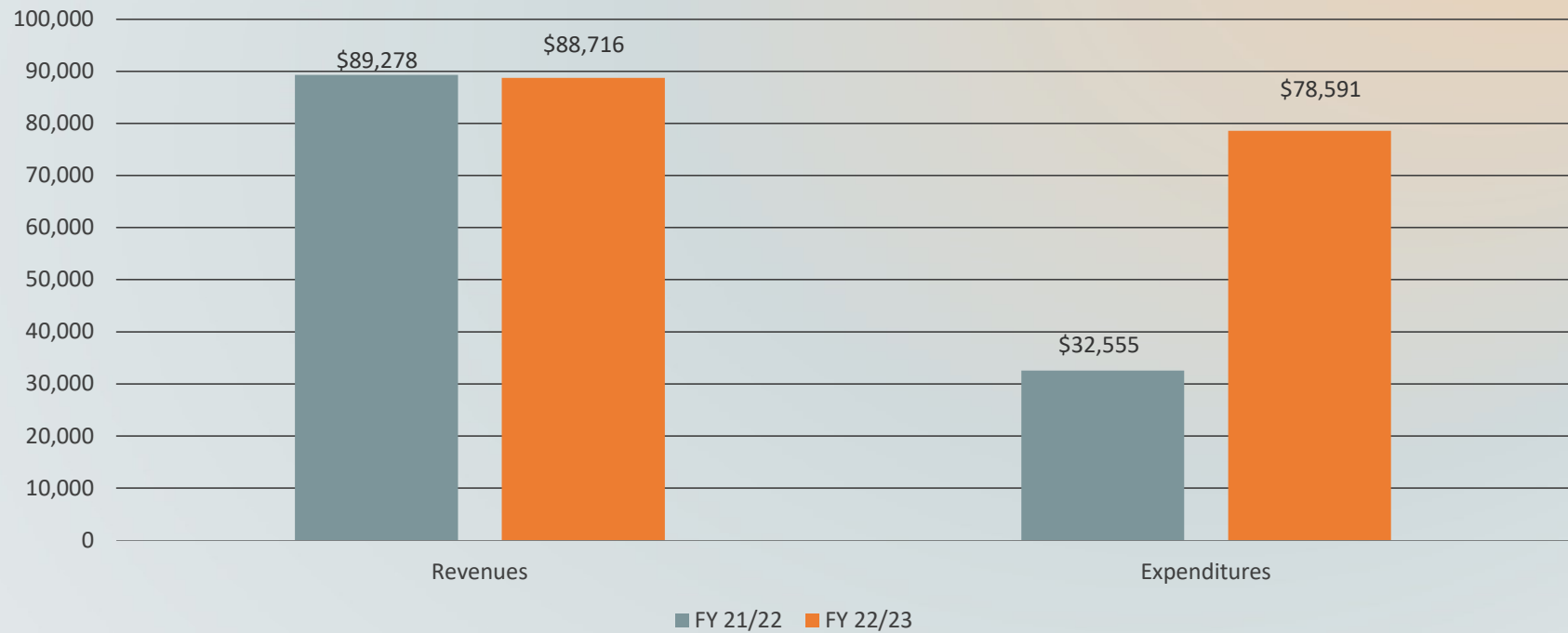


**(ENCUMBRANCES NOT INCLUDED)**  
**Total Excess of Revenues Over Expenditures \$12,200**

DEPT.	BUDGET	YTD ACTUAL	(PURCHASE ORDERS) ENCUMBERED BALANCE	SPENT % September 30, 2022
GOVERNING BODY	29,902	9,964	-	33.3%
ADMIN SERVICES	374,944	110,969	1,200	29.9%
FINANCE	265,670	50,961	-	19.2%
LEGAL	43,000	7,574	-	17.6%
PUBLIC BUILDINGS	389,207	36,572	19,523	14.4%
FIRE	1,040,223	143,880	15,750	15.3%
PERMITTING	360,338	56,654	-	15.7%
POLICE	1,055,357	176,418	2,313	16.9%
PUBLIC WORKS-STREETS	375,286	80,028	1,440	21.7%
POWELL BILL-STREETS	111,526	1,234	875	1.9%
PARKS & RECREATION	357,647	64,549	13,740	21.9%
CHURCH STREET DOCK	7,590	1,022	219	16.4%
EMERGENCY MANAGEMENT	1,125	394	-	35.0%
FESTIVALS & EVENTS	122,849	21,653	16,756	31.3%
NON DEPARTMENTAL	483,302	233,687	2,445	48.9%
TOTAL	5,017,966	995,558	74,260	21.32%

**TOWN OF SWANSBORO  
REVENUES/EXPENDITURES  
TWO YEAR COMPARISON  
(AS OF SEPTEMBER 30, 2022)**

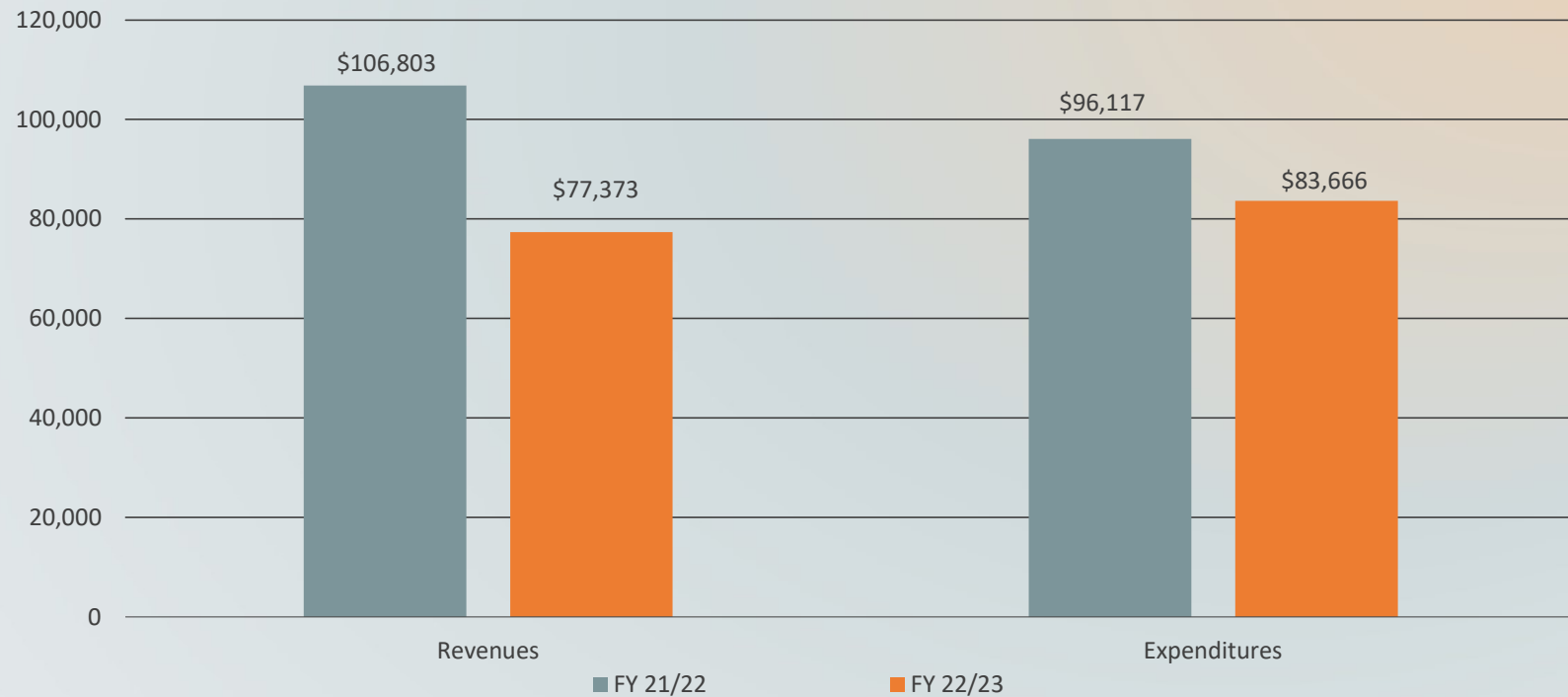
**STORMWATER ENTERPRISE FUND**



**ENCUMBRANCES INCLUDED**  
**Total Excess of Revenues Over Expenditures \$10,125**

**TOWN OF SWANSBORO  
REVENUES/EXPENDITURES  
TWO YEAR COMPARISON  
(AS OF SEPTEMBER 30, 2022)**

**SOLID WASTE ENTERPRISE FUND**



**ENCUMBRANCES INCLUDED**  
**Total Excess of Revenues Over Expenditures (\$6,293)**

**TOWN OF SWANSBORO  
LOAN REPORT  
(AS OF SEPTEMBER 30, 2022)**

<b>Item</b>	<b>Principal Balance</b>	<b>Interest Rate</b>	<b>End Date</b>	<b>Annual Debt Service</b>
<b>Town Hall/Tanker</b>	<b>\$463,719</b>	<b>2.69</b>	<b>03/21/2028</b>	<b>\$84,724</b>
<b>Public Safety Facility</b>	<b>\$120,000</b>	<b>2.58</b>	<b>12/22/2024</b>	<b>\$45,160</b>
<b>Fire Truck</b>	<b>\$223,427</b>	<b>2.08</b>	<b>11/01/2026</b>	<b>\$47,512</b>
<b>Sleeping Quarters</b>	<b>\$125,000</b>	<b>2.43</b>	<b>12/14/2026</b>	<b>\$29,253</b>
<b>Grapple Truck/Town Hall Generator</b>	<b>\$138,943</b>	<b>1.72</b>	<b>6/25/2025</b>	<b>\$47,917</b>
<b>Vehicles(Police &amp; Fire Department) &amp; Software</b>	<b>\$89,360</b>	<b>1.84</b>	<b>7/15/2026</b>	<b>\$23,377</b>
<b>Total Debt</b>	<b>\$1,160,449</b>			<b>\$277,943</b>

**TOWN OF SWANSBORO  
CASH & INVESTMENTS REPORT  
(AS OF SEPTEMBER 30, 2022)**

**CASH & INVESTMENTS**

BANK	BALANCE	INTEREST RATE
First Citizens Bank	10,588,969	.10%
NC CMT-General	\$791,245	2.42%

**OSBM Funds included in First Citizens Bank balance- \$6,100,000**

- **Emergency Operations Center-\$6,000,000**
- **Sidewalks-\$100,000**



*Any Questions*

?