

**TOWN OF SWANSBORO
FINANCIAL REPORT
(AS OF FEBRUARY 28, 2023)**

REVENUES

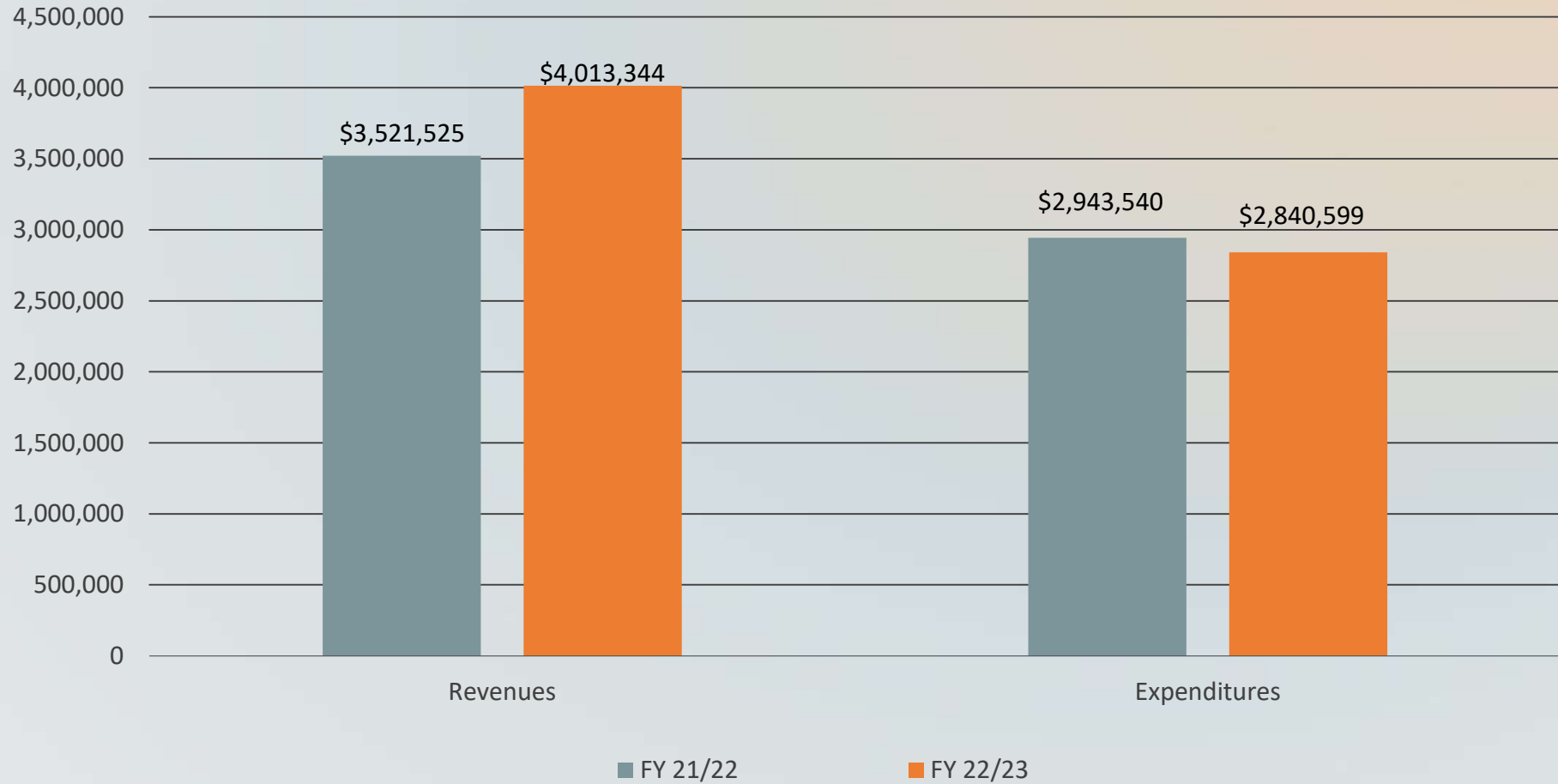
EXPENDITURES

LOAN PAYMENTS

INVESTMENTS

**TOWN OF SWANSBORO
REVENUES/EXPENDITURES
TWO YEAR COMPARISON
(AS OF FEBRUARY 28, 2023)**

GENERAL FUND



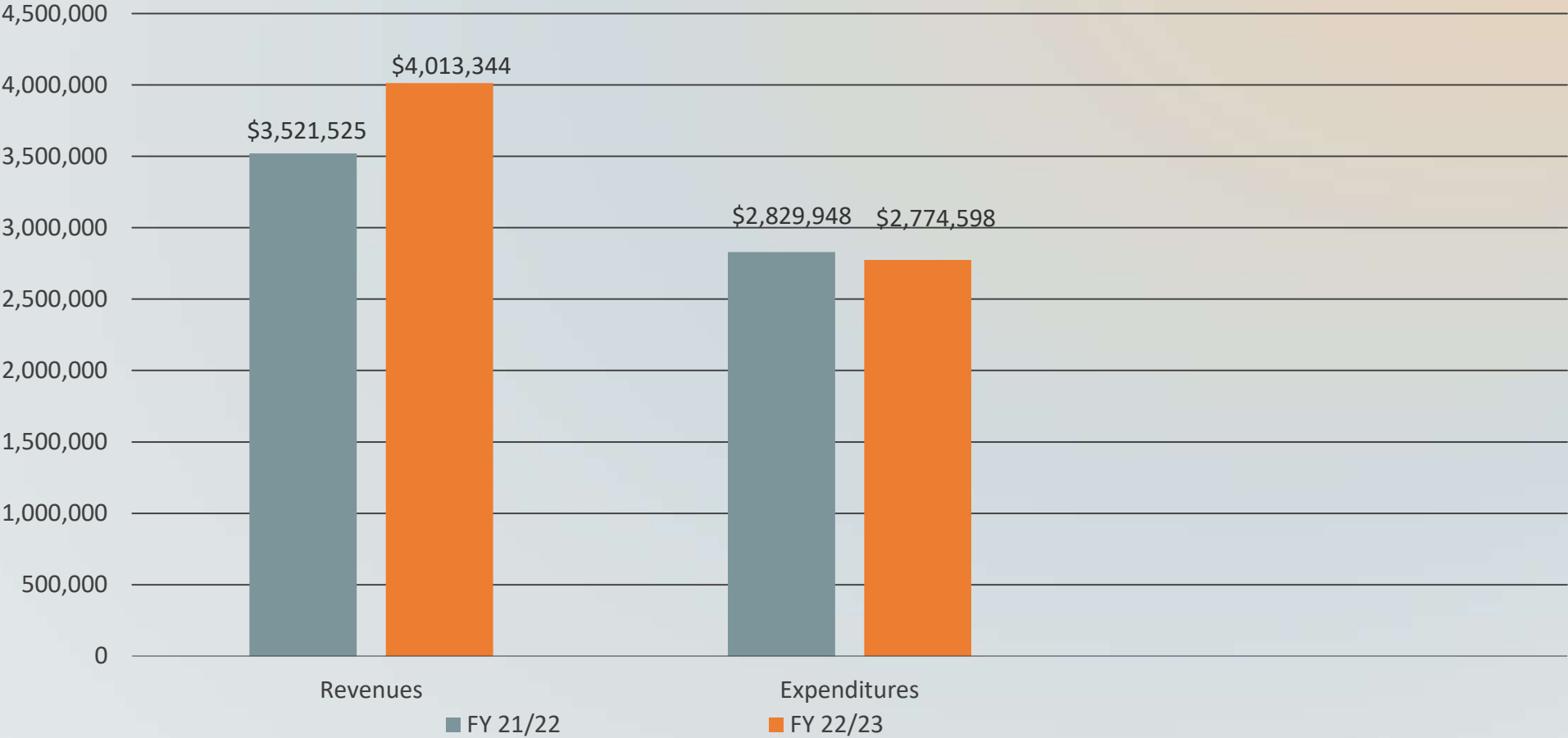
ENCUMBRANCES INCLUDED

Total Excess of Revenues Over Expenditures \$1,172,745

**TOWN OF SWANSBORO
REVENUES/EXPENDITURES
TWO YEAR COMPARISON
(AS OF FEBRUARY 28, 2023)**

(ACTUAL)

GENERAL FUND



(ENCUMBRANCES NOT INCLUDED)

Total Excess of Revenues Over Expenditures \$1,238,746

DEPT.	BUDGET	YTD ACTUAL	(PURCHASE ORDERS) ENCUMBERED BALANCE	SPENT % February 28, 2023
GOVERNING BODY	29,902	16,525	-	55.3%
ADMIN SERVICES	374,944	235,104	-	62.7%
FINANCE	265,670	179,726	-	67.7%
LEGAL	43,000	24,345	-	56.6%
PUBLIC BUILDINGS	389,207	164,972	18,144	47.0%
FIRE	1,061,129	624,813	12,505	60.1%
PERMITTING	360,338	176,719	-	49.0%
POLICE	1,059,894	545,400	9,718	52.4%
PUBLIC WORKS-STREETS	375,286	181,698	2,350	49.0%
POWELL BILL-STREETS	111,526	5,020	3,158	7.3%
PARKS & RECREATION	361,247	202,815	14,637	60.2%
CHURCH STREET DOCK	9,454	3,697	1,139	51.2%
EMERGENCY MANAGEMENT	2,700	2,175	-	80.5%
FESTIVALS & EVENTS	124,449	63,904	4,206	54.7%
NON DEPARTMENTAL	485,530	347,682	144	71.6%
TOTAL	5,054,276	2,774,598	66,001	56.20%

**TOWN OF SWANSBORO
REVENUES/EXPENDITURES
TWO YEAR COMPARISON
(AS OF FEBRUARY 28, 2023)**

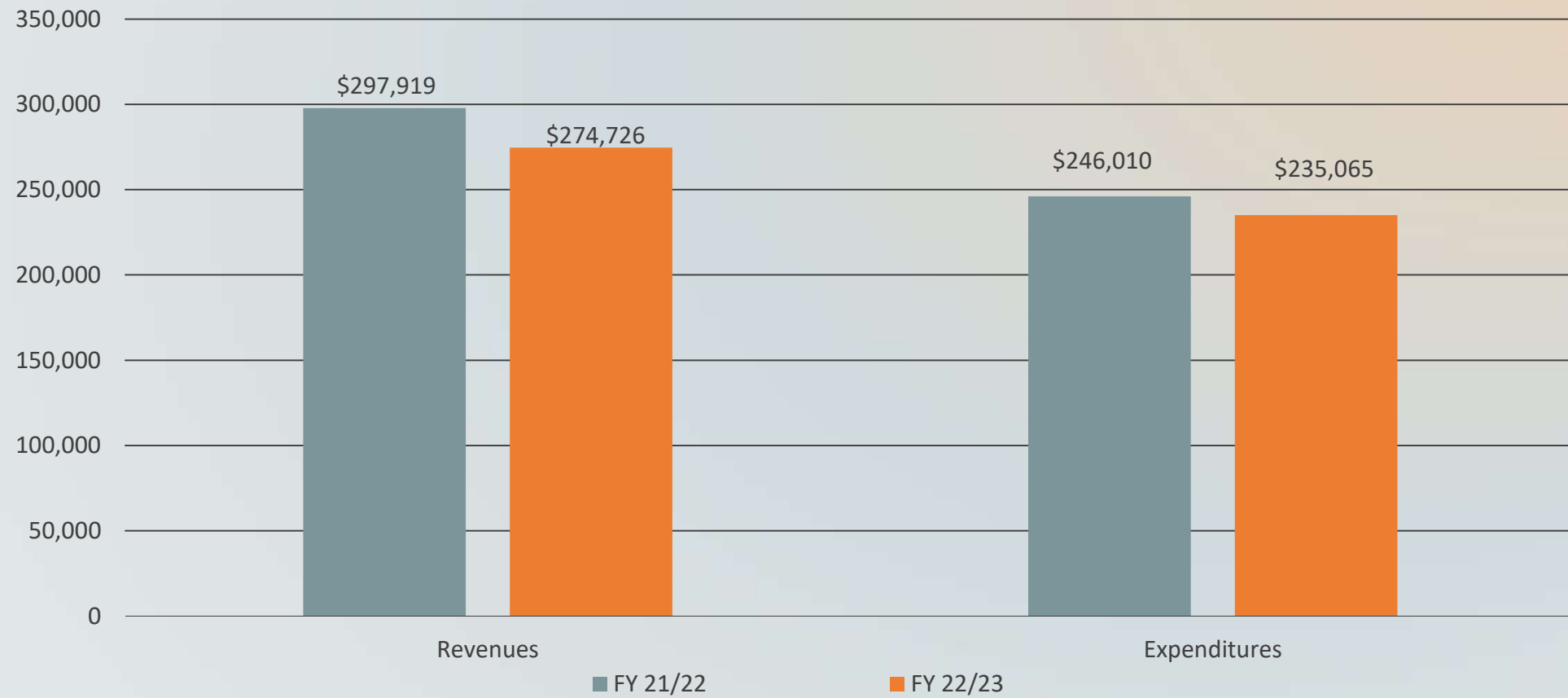
STORMWATER ENTERPRISE FUND



ENCUMBRANCES INCLUDED
Total Excess of Revenues Over Expenditures \$26,055

**TOWN OF SWANSBORO
REVENUES/EXPENDITURES
TWO YEAR COMPARISON
(AS OF FEBRUARY 28, 2023)**

SOLID WASTE ENTERPRISE FUND



ENCUMBRANCES INCLUDED
Total Excess of Revenues Over Expenditures \$39,661

TOWN OF SWANSBORO LOAN REPORT (AS OF FEBRUARY 28, 2023)

Item	Principal Balance	Interest Rate	End Date	Annual Debt Service
Town Hall/Tanker	\$463,719	2.69	03/21/2028	\$84,724
Public Safety Facility	\$80,000	2.58	12/22/2024	\$42,064
Fire Truck	\$179,671	2.08	11/01/2026	\$47,512
Sleeping Quarters	\$100,000	2.43	12/14/2026	\$28,038
Grapple Truck/Town Hall Generator	\$138,943	1.72	6/25/2025	\$47,917
Vehicles(Police & Fire Department) & Software	\$89,360	1.84	7/15/2026	\$23,377
Total Debt	\$1,051,693			\$273,632

**TOWN OF SWANSBORO
CASH & INVESTMENTS REPORT
(AS OF FEBRUARY 28, 2023)**

CASH & INVESTMENTS

BANK	BALANCE	INTEREST RATE
First Citizens Bank	10,822,420	.10%
NC CMT-General	\$1,514,134	4.46%

OSBM Funds included in First Citizens Bank balance- \$6,100,000

- **Emergency Operations Center-\$6,000,000**
- **Sidewalks-\$100,000**

GRANT UPDATE

	Budget	YTD Expenditures	Encumbrances	Unencumbered
American Rescue Plan Act Fund	\$1,065,725	\$614,864	\$128,782	\$322,079
Swansboro Bicentennial Park Boardwalk Extension	\$163,350	\$15,397	\$0	\$147,953
Emergency Operation Center	\$6,003,975	\$14,448	\$0	\$5,989,527
Emmerton School Repairs	\$424,000	\$0	\$4,180	\$419,820
Total Outstanding Grants	\$7,657,050	\$644,709	\$132,962	\$6,879,379

Any Questions

?