

**TOWN OF SWANSBORO
FINANCIAL REPORT
(AS OF APRIL 30, 2026)**

REVENUES

EXPENDITURES

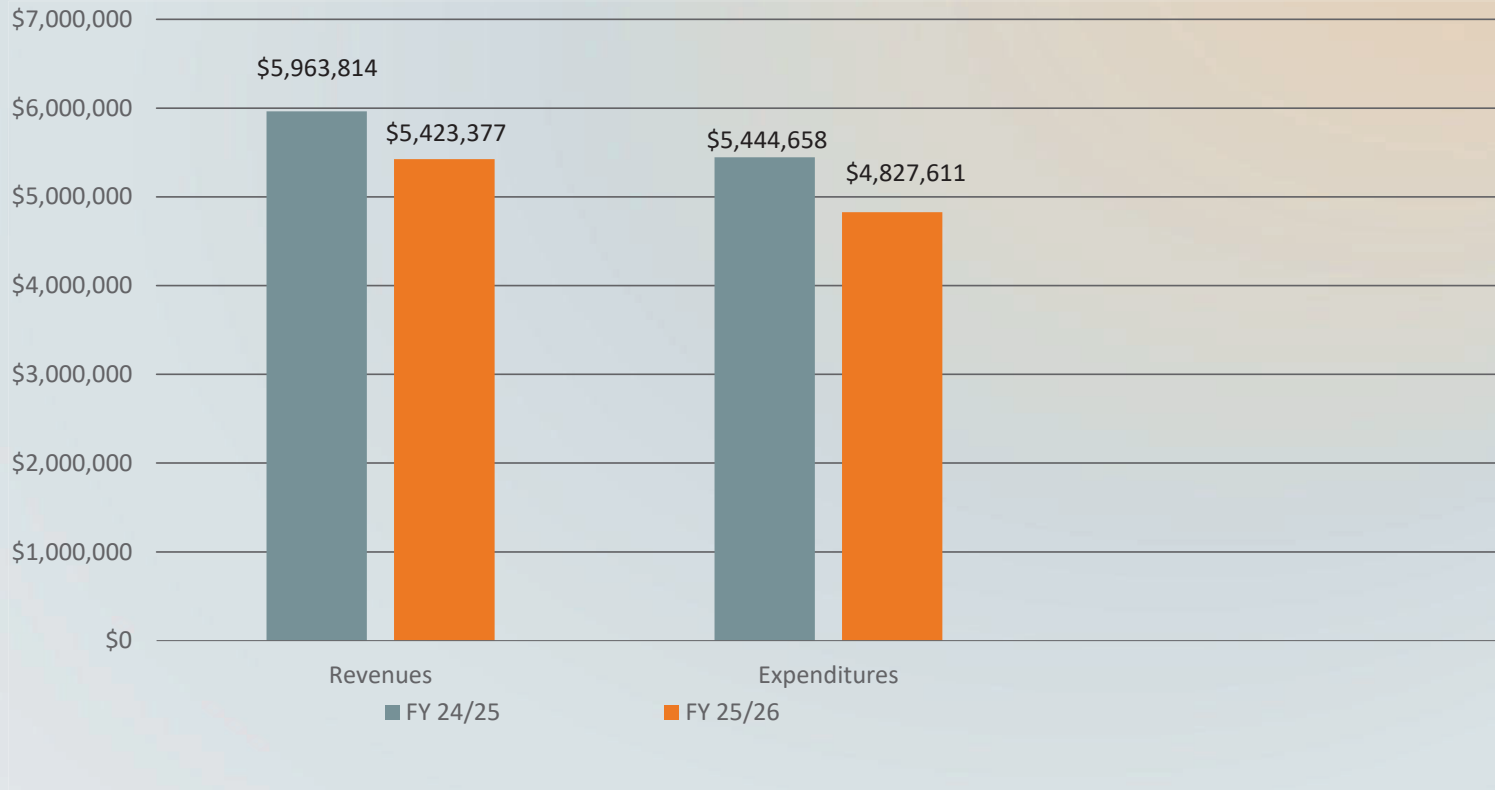
LOAN PAYMENTS

INVESTMENTS

GRANT UPDATE

**TOWN OF SWANSBORO
REVENUES/EXPENDITURES
TWO YEAR COMPARISON
(AS OF APRIL 30, 2026)**

GENERAL FUND



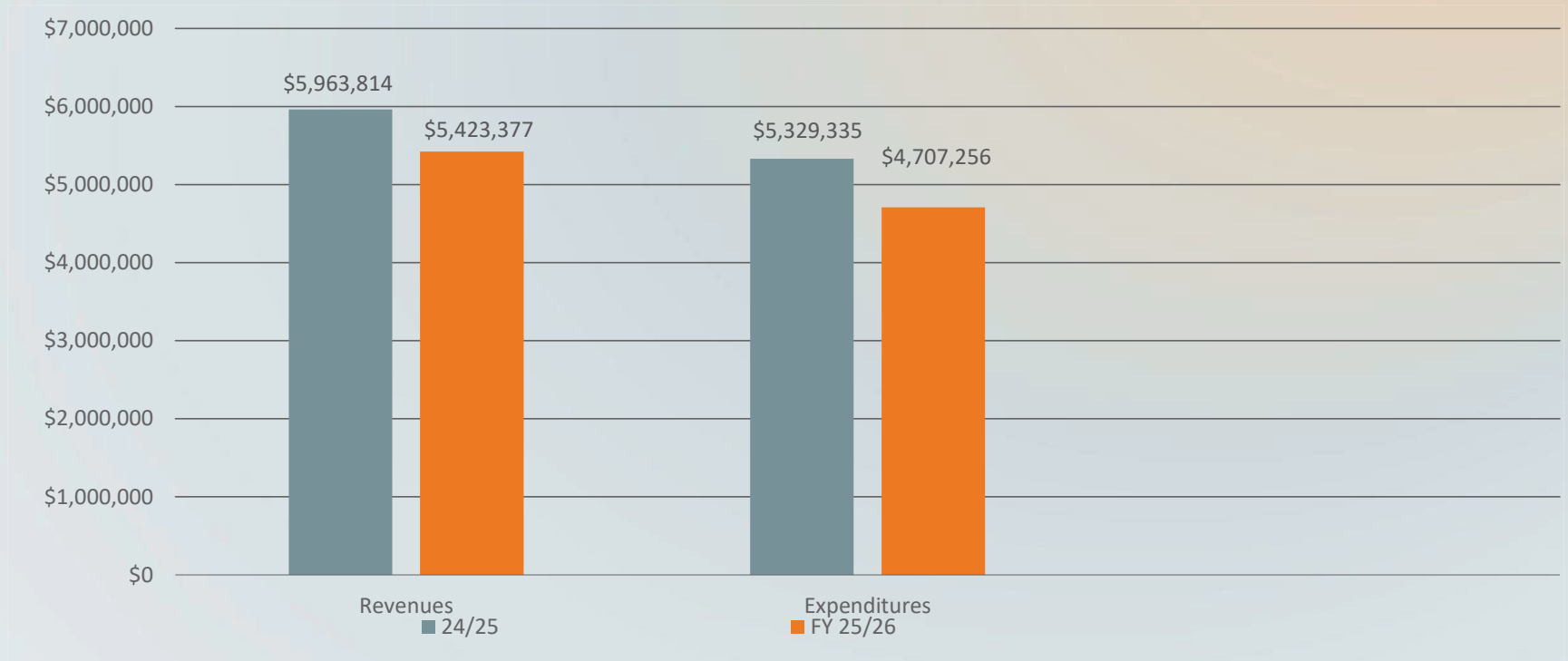
ENCUMBRANCES INCLUDED

Total Excess of Revenues Over Expenditures-\$595,766

**TOWN OF SWANSBORO
REVENUES/EXPENDITURES
TWO YEAR COMPARISON
(AS OF APRIL 30, 2026)**

(ACTUAL)

GENERAL FUND



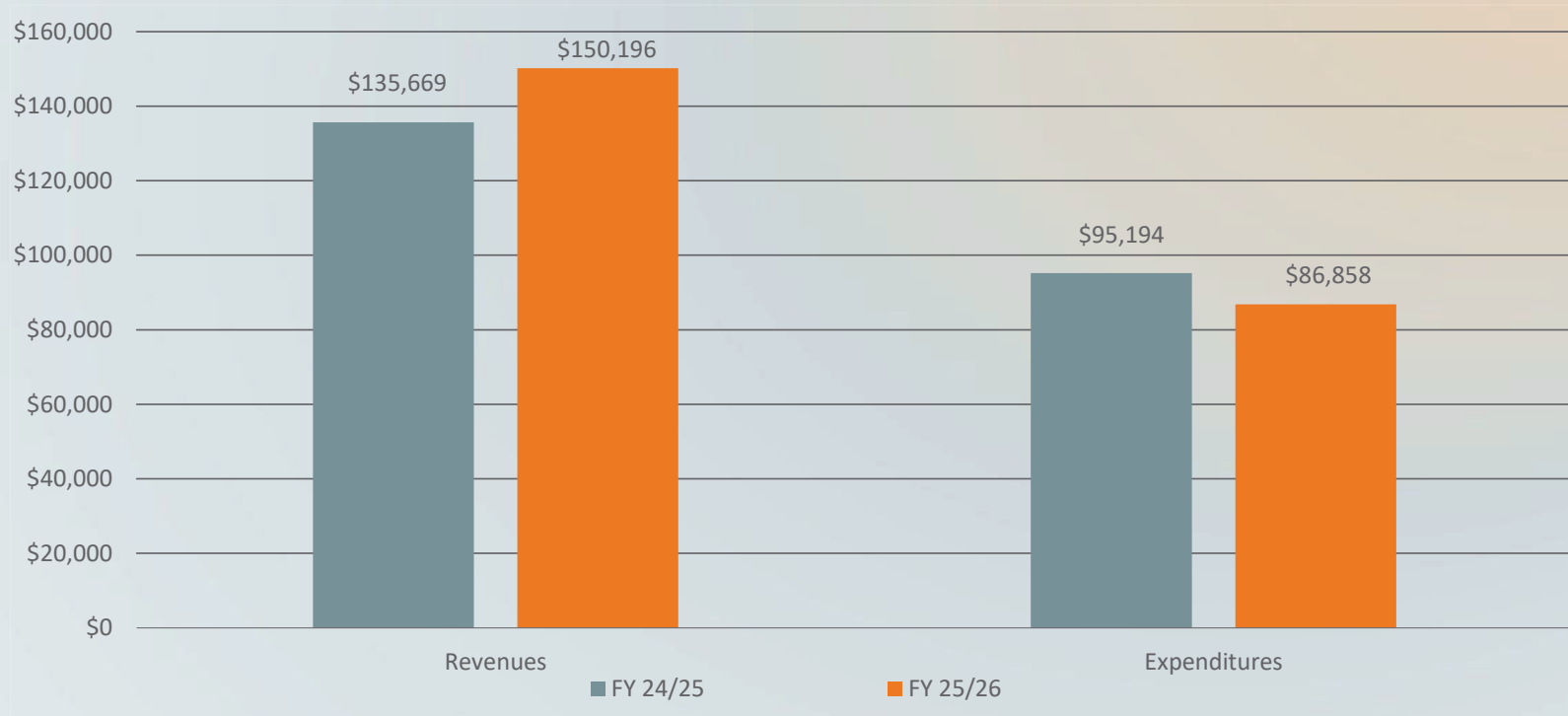
(ENCUMBRANCES NOT INCLUDED)

Total Excess of Revenues Over Expenditures- \$716,121

DEPT.	BUDGET	YTD ACTUAL	(PURCHASE ORDERS) ENCUMBERED BALANCE	SPENT % April 30, 2026
NON DEPARTMENTAL	581,365	456,999	702	78.7%
GOVERNING BODY	297,004	32,668	1,096	11.4%
ADMIN SERVICES	445,135	331,317	909	74.6%
FINANCE	345,320	252,671	3,774	74.3%
LEGAL	59,300	29,904	-	50.4%
PUBLIC BUILDINGS	303,843	234,574	9,095	80.2%
FIRE	1,607,343	1,223,442	35,561	78.3%
PERMITTING	301,128	214,225	1,825	71.7%
PLANNING	92,066	73,567	-	79.9%
POLICE	1,429,971	1,052,279	31,568	75.8%
PUBLIC WORKS-STREETS	840,983	248,108	2,734	29.8%
POWELL BILL-STREETS	126,580	89,985	331	71.4%
PARKS & RECREATION	584,936	287,208	17,495	52.1%
DOWNTOWN FACILITIES	206,211	91,961	2,466	45.8%
FESTIVALS & EVENTS	154,689	79,103	10,951	58.2%
EMERGENCY MANAGEMENT	12,000	9,244	1,850	92.5%
TOTAL	7,387,874	4,707,256	120,355	65.35%

**TOWN OF SWANSBORO
REVENUES/EXPENDITURES
TWO YEAR COMPARISON
(AS OF APRIL 30, 2026)**

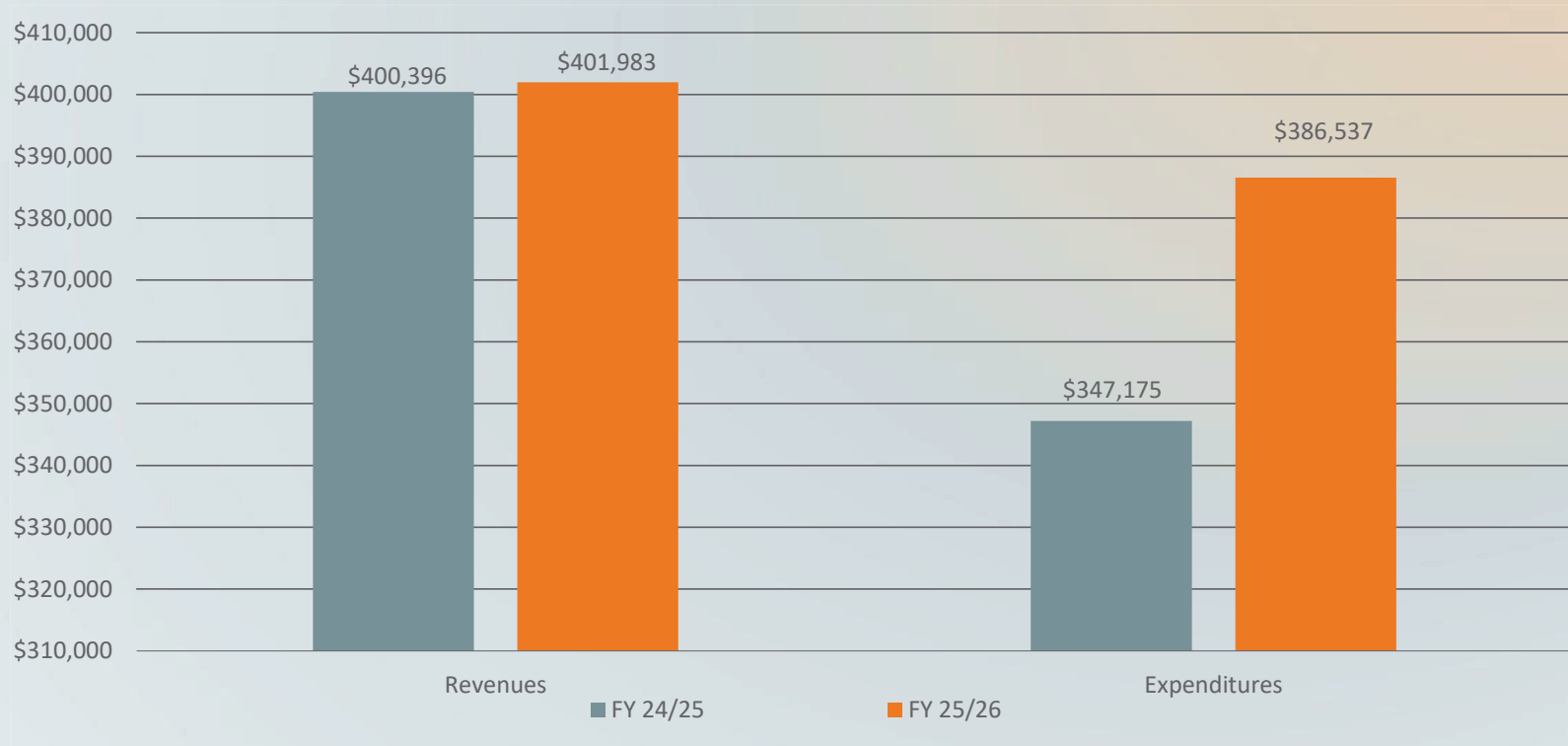
STORMWATER ENTERPRISE FUND



ENCUMBRANCES INCLUDED
Total Excess of Revenues Over Expenditures-**\$63,338**

**TOWN OF SWANSBORO
REVENUES/EXPENDITURES
TWO YEAR COMPARISON
(AS OF APRIL 30, 2026)**

SOLID WASTE ENTERPRISE FUND



ENCUMBRANCES INCLUDED

Total Excess of Revenues Over Expenditures-\$15,446

**TOWN OF SWANSBORO
LOAN REPORT
(AS OF APRIL 30, 2026)**

Item	Principal Balance	Interest Rate	End Date	Annual Debt Service
Town Hall/Tanker	\$162,847	2.69	03/21/2028	\$84,724
Fire Truck	\$46,544	2.08	11/01/2026	\$47,512
Sleeping Quarters	\$25,000	2.43	12/14/2026	\$26,823
Vehicles(Police & Fire Department) & Software	\$22,955	1.84	7/15/2026	\$23,377
Cab Tractor/Dump Truck	\$159,767	4.82	4/3/2029	\$58,491
Jet Vac Truck, Police Vehicle, (2) Fire Chief Vehicles	\$474,425	4.40	12/1/2029	\$131,934
Total Debt	\$891,538			\$372,861

**TOWN OF SWANSBORO
CASH & INVESTMENTS REPORT
(AS OF APRIL 30, 2026)**

CASH & INVESTMENTS

BANK	BALANCE	INTEREST RATE
First Citizens Bank	\$198,161	0.05%
NC CMT-General	\$6,844,705	3.55%
TD Bank (SCIF Funds for EOC & Sidewalks)	\$8,671,522	3.40%

GRANT UPDATE

	Budget	YTD Expenditures	Encumbrances	Unencumbered
American Rescue Plan Act Fund	\$1,102,599	\$1,102,599	\$0.00	\$0.00
Swansboro Bicentennial Park Boardwalk Extension	\$386,650	\$384,314	\$0.00	\$2,336
Emergency Operation Center	\$9,833,123	\$1,370,866	\$0.00	\$8,462,257
Emmerton School Repairs	\$499,000	\$439,441	\$0.00	\$59,559
Stormwater Master Plan	\$400,000	\$374,536	\$0.00	\$25,464
Main Street Dock Replacement	\$170,164	\$9,541	\$0.00	\$160,623
Total Outstanding Grants	\$12,391,536	\$3,681,297	\$0.00	\$8,710,239

Any Questions

?